

VILLAGE OF SOUTH CHICAGO HEIGHTS



OPERATING BUDGET

For the fiscal year
January 1, 2023
through
December 31, 2023

**VILLAGE OF SOUTH CHICAGO HEIGHTS
FISCAL YEAR 2023
OPERATING BUDGET**

Prepared by:

John F. Dolasinski
Finance Director

**Village of South Chicago Heights
Fiscal Year 2023
Operating Budget**

Table of Contents

<u>Fund/ Title</u>	<u>Dept</u>	<u>Page</u>
------------------------	-------------	-------------

Introduction:

Budget Message		1
Principal Village Officials		8
Organizational Chart		9

Budget Summaries:

Budget at a Glance		10
All Funds - Expected FY 2022	ALL	11
All Funds - Budgeted FY 2023	ALL	13
General Fund	01	15
Motor Fuel Tax Fund	11	17
Summer Concert Fund	14	19
State and Local Fiscal Recovery Fund	21	21
Community Development Block Grant Project Fund	43	23
Tax Increment Financing Fund	45	25
Debt Service Fund	31	27
Water Fund	61	29
Sewer Fund	62	31
Property Management Fund	65	33
Police Pension Fund	81	35
Firefighters Pension Fund	82	37

Fund / Department Revenue and Expenditure Detail:

General Fund		
Nondepartmental	01-00	39
Mayor & Village Board	01-01	45
Fire & Police Commission	01-03	49
Health Officer	01-04	51
Zoning Board of Appeals	01-07	53
General & Financial Administration	01-10	57
Legal Services	01-11	65
Building Maintenance	01-12	67
Building & Code Enforcement Department	01-15	71
Police Department	01-20	78
Fire Department	01-25	88
Public Works Department	01-30	98
Garbage Disposal	01-35	106
Recreation Department	01-50	110
Park Maintenance	01-51	114
Courtesy Car Program	01-53	117
Senior Center Maintenance	01-56	120
Beautification Committee	01-58	125
Historical Committee	01-59	127

**Village of South Chicago Heights
Fiscal Year 2023
Operating Budget**

Table of Contents (continued)

<u>Fund/ Title</u>	<u>Dept</u>	<u>Page</u>
------------------------	-------------	-------------

Fund / Department Revenue and Expenditure Detail (continued):

Motor Fuel Tax Fund	11-00	129
Summer Concert Fund	14-00	134
State and Local Fiscal Recovery Fund	21-00	138
Community Development Block Grant Project Fund	43-00	142
Tax Increment Financing Fund	45-00	146
Debt Service Fund	31-00	151
Water Fund	61-00	156
Sewer Fund	62-00	165
Property Management Fund	65-00	171
Police Pension Fund	81-00	176
Firefighters Pension Fund	82-00	181

Appendices:

Schedule of Operating Transfers	Appendix A
Schedule of Capital Outlays	Appendix B
Schedule of Recommended Changes	Appendix C

Introductory Section



VILLAGE OF **SOUTH CHICAGO HEIGHTS**

October 31, 2022

Village President

Terry L. Matthews

Trustees

Tracy L. Bosco

Rose Ann Diederich

Terry Fiorenzo

Araceli H. Marrufo

John M. Ross

Eric R. Stanton

To Mayor Terry L. Matthews
and Honorable Members of the
Board of Trustees

Management is pleased to submit the fiscal year 2023 recommended Budget for the Village of South Chicago Heights. This document comes as a result of a management team effort. All department heads played key roles in formulating recommendations for our programs, activities and expenditures for the coming fiscal year.

Village Clerk

Catherine Linan

Budget format

Village Hall

755-1880

Police Dept.

754-7131

Fire Dept.

755-9589

Most operations of the Village are concentrated within the General Fund, and the fund structure closely approximates GASB Statement 34 reporting structure. The budget is presented in sections that detail fund revenues and expenditures, along with fund summaries that are similar to the annual financial statements. Also one fiscal year of prior actual data is presented (although a three-year trend is shown in the charts) along with the current fiscal year's approved budget and expected actual amounts. Columns for the proposed fiscal year show figures for Department proposed, Management recommended and final Board approved.

Senior Center

755-7903

Overall budget summary

Public Works

755-7888

For fiscal year 2023 management is proposing an operating budget, with overall revenues estimated at \$10,388,925, and recommended expenditures of \$11,205,291. This amount represents a 5.0% increase from the approved fiscal year 2022 operating budget. The "operating" portion of the budget consists of the General Fund, five Special Revenue funds, the Debt Service Fund, and the Village's three enterprise funds - the Water Fund, the Sewer Fund and the Property Management Fund. The Police Pension and Firefighters Pension funds stand on their own in the budget presentation so that the Village Board of Trustees can exercise its fiduciary oversight. The net of operating revenues and other sources (\$6,707,375) over operating expenditures and other uses (\$6,706,610) for the General Fund, the primary operating fund of the Village, results in a \$765 budgetary surplus for the fiscal year. This surplus, should it be realized, will enhance the General Fund's ending unrestricted net position and can be used in future fiscal years to supplement then available resources.

Although most of the other funds annually operate on "break even" basis, for 2023 three funds – Motor Fuel Tax, TIF and Sewer, will show an annual deficit as a planned spend down of accumulated fund balance in order to accomplish capital projects. In each case the funds are expected to retain adequate positive fund balances at year end. As noted in the FY 2022 budget transmittal, the Water Fund is expected to achieve break even operations in FY 2023 as projects to reduce unbilled water loss have been effective. Overall the Village is expected to end the year with a December 31, 2023 total fund balance of \$10,249,936, excluding the pension funds.

Management is recommending minimal adjustments to full-time staffing for fiscal year 2023. With the appointment of two new officers and the resignation of one in 2022, Police Department staffing is now ten full-time officers (plus the Chief and Deputy Chief) with a roster of part-time officers to fill shifts, as needed. No retirements are expected in 2023, however any in-year vacancies may be filled with fully-trained lateral hires, plus a new full-time eligibility list is expected to be approved by the Police & Fire Commission. A new collective bargaining agreement for police officers and sergeants is now in place that runs through 2025. In the new contract wage rates for all bargaining unit members are greatly increased in order to be market competitive for the South suburban area, and wage steps were also modified. The scheduled cost-of-living increase of 3.0% has been included in the FY 2023 budget. A new stepped wage plan for part-time officers is recommended and included in the FY 2023 budget. Fire Department staffing is unchanged and the wage plan that was adopted in 2022 is carried forward with the recommended adjustment to provide an across the board step for members with over two years of service as an incentive to encourage retention. Public Works and Administration staffing levels are changed with vacant positions in both departments either deleted (1 in Public Works), or converted to part-time (1 in Administration). Management is recommending a 3.0% across the board cost-of-living adjustment for non-union personnel to match the amount of the collective bargaining group. The total non-union COLA amount and a allowance for any market driven wage adjustments is included in the Contingency line of the General Fund budget. Management is recommending an increase in the amount that employees contribute to offset the cost of group medical insurance to a flat 10% for all HMO participants from the current 9% beginning with the plan renewal on July 1, 2023. Employee contributions have been incrementally increased each year, going from 5% in 2018 to the recommended 10% in 2023; no further increases are being considered at this time.

Revenue summary

Total revenues for fiscal year 2023 are estimated at \$10,388,925 for all funds, a increase of \$576,225, or 5.9%, from fiscal year 2022's budgeted amount, and \$932,253, or 9.8% greater than that fiscal year's expected actual amount.

Estimates of revenues were performed on a line-by-line basis, rather than an across the board percentage change from the prior year, while significant budgetary and economic assumptions follow the conservative path established over three year trending. An analysis of the significant revenue sources follows, to explain the year-to-year change.

Local Taxes - The foundation of the Village's revenue base is its local taxes, primarily real estate and utility taxes, which together make up 31.1% of total annual revenues.

Real Estate Taxes - Our largest revenue source, real estate taxes, represent 19.7% of total operating revenues. As a home-rule government, the Village is no longer subject to caps on real estate tax increases, however the FY 2023 real estate revenue estimate retains the spirit of tax caps; the expected capped increase is 5.0%. In addition, in 2022 the Village requested an increase in the allowance for loss on collections from 3% to 9%, based on the long-term trend of actual collections; this should result in a significant positive impact to revenues. For FY 2023 property tax revenues are expected to increase \$191,800 from FY 2022's budgeted amount.

In addition to the general property tax levy, the Village also receives real estate taxes for the Chicago Road Tax Increment Financing Areas Number 1, Number 2 and Number 4. TIF revenues have increased steadily in recent years with all three areas now producing incremental revenue. The estimates for fiscal year 2023 are for the areas to maintain 2022 actual levels, although 2023 is scheduled to be the final year of increment for Area #1.

Utility Taxes - These revenues, which represent 3.9% of the operating budget, can be weather dependent and vary from year to year. For fiscal year 2023 we have forecast electric and gas utility taxes to remain in their normal ranges.

Intergovernmental Taxes - A slightly smaller, but still significant source of revenues are intergovernmental taxes such as sales tax, income tax, motor fuel tax, use tax and personal property replacement tax. These make up 28.2% of total operating revenues. For 2023 we used internally computed trends to estimate revenues from Intergovernmental Taxes.

Income Tax – Income tax revenue has rebounded significantly since the pandemic year of 2020 with FY 2022 revenue expected to greatly exceed the original estimate. For FY 2023 we are estimating a \$100,000 increase from the FY 2022 budgeted amount even though actual amounts are trending slightly higher. IML has forecasted a 2022 to 2023 reduction in revenue that is similar to our 2023 projection which adds to the credibility of the recommended budget.

Sales Taxes – Although the State has suspended sales taxes on groceries until June 30, 2023, the local municipal tax is still in effect. Both states tax and home-rule sales tax have been trending up over 5% per year for the past 3 years thanks to the Village's stable retail base. For FY 2023, revenues from these two sources are budgeted at \$225,000 greater than the FY 2022 budget, and \$75,000 greater than the expected FY 2022 amount. With inflation remaining above 8%, we feel confident a 4.75% increase for the year can be met.

Motor Fuel Tax – Despite record high fuel prices, IML analysts have not seen a corresponding reduction in state-wide fuel consumption, Although IML is forecasting a slight increase in MFT revenue for 2023, we are staying with a projection that matches the recent trend that indicates only a \$5,000 increase over the 2022 budget.

Other Intergovernmental Taxes – Although State shared Use Tax was expected to rise in 2022, the actual revenue has trended similar to 2021 totals; as a result, FY 2023 Use Tax is forecast to remain the same as the expected 2022 amount. Telecommunications Tax continues to decline as the number of land lines in use decrease; this revenue is forecast at a 25% decrease for 2023. Personal Property Replacement Tax allocations have almost tripled over the past two years an IML analysts are unable to provide an explanation why. Conservatively the FY 2023 budget is estimating this revenue at \$33,000 greater than the FY 2022 budget, but \$7,00 less than the 2022 expected amount. Video Gaming Tax revenue has completely recovered from the Covid 19 lockdowns, with FY 2023 revenue forecast \$10,000 greater than 2022. State Cannabis Use Tax is still an insignificant source, but for FY 2023 revenue is forecast to increase \$3,000 over 2022.

Charges for Services - This source of revenue is 24.1% of our total and includes water sales, sewer charges, garbage charges and other municipal fees for services.

Water sales and sewer maintenance charges – In 2018 The Village adopted a plan for water rate increases through the end the supplier contract with the City of Chicago Heights. Customer rates are scheduled to increase 4.45% each year, based upon an assumption of adjustments by the provider - the City of Hammond. These increases should allow the Water Fund to progress to near break-even, however they are sufficient to only cover annual operating costs with no capacity for replacement of the aging water system infrastructure. The Village's current water supply contract expires in May 2023, with an above 10% rate increase expected. FY 2023 water sales revenue is forecasted to increase 8.25% which should absorb the expected supplier rate increase.

Although sewer charges increased each year by 5 cents per billing unit when first implemented, no increase has been scheduled since 2016. With the Village is no longer under a mandate from the Thorn Creek Sanitary District to reduce storm water infiltration, the Village has the flexibility to charge customers a maintenance rate that matches the level of expected

infrastructure rehab projects each year. It is expected that a updated evaluation of the system by the new consulting engineer will be used as a guide for future projects and may require a near-term rate adjustment.

Garbage charges – Customer charges are intended to fully recover the cost of services. Since a \$1 per month increase to the monthly customer increased was implemented in 2022; no rate increase will be required in FY 2023 for the Village to meet the “break-even” goal.

Ambulance service billings – Since enrolling in the Department of Healthcare & Family Services GEMT program in 2021 the Village has greatly increased revenue from Medicaid billings with net revenue, after collection fees, more than doubling. For FY 2023 we are forecasting a conservative 5% increase in net revenue with an even greater increase likely.

Licenses and Permits – This source represents 3.1% of the Village’s total revenues. Overall revenue from this source is expected to be flat for FY 2023. An expected increase in license revenue from an increase in video gaming machines is offset by an expected decrease in permit revenue from a decrease in building activity due to high inflation and a slow down in home sales. There are no changes to fees schedules anticipated for 2023.

Fines and Forfeitures – Total fine and forfeiture revenue has been decreasing since 2019 in the Police Department mostly from circuit court fines and “C” and “P” tickets. Federal and State forfeiture revenue is distributed infrequently so is difficult to forecast. Total budgeted fine revenue is decreased \$103,000 from the FY 2022 budget and \$43,000 lower than FY 2022’s expected amount.

Rent – Rental income is scheduled to remain steady after the sale of rights and easements to cellular antennas located on Village property, with a portion of the lump sum proceeds from each recognized in 2023. Rental income from the Bloom Township School Treasurer’s Office remains unchanged after renewal of the long-term lease agreement in 2022.

Grants – Total FY 2023 grant revenue is 60% lower than the FY 2022 budget. Federal American Rescue Plan grants were distributed in two tranches in 2021 and 2022, with none scheduled for 2023, although funds already received are available for use through 2025. CDBG funding for the Village’s long-term water main replacement program was not extended for 2023, although we will apply again for the next year. Also in the MFT Fund, no distributions from the State’s “Rebuild Illinois” initiative are anticipated.

In the Water Fund \$180,000 in State DCEO funding is budgeted for the completion of capital improvements related to the SCADA system modernization. The only other capital grant included in FY 2023 is \$70,000 in Federal AFG money for the installation of an apparatus room exhaust system for the Fire Department. Carry-forward operating grants budgeted for 2023 include the IPRF safety grant and another year of a Fire Department SAFER grant for the recruitment and retention of firefighters.

Expenditure summary

Total proposed expenditures for all funds and all purposes are budgeted at \$11,205,291 for fiscal year 2023, an increase of \$535,889 from FY 2022’s budgeted total and \$2,929,735 more than FY 2022’s estimated actual.

General Fund - General Fund expenditures recommended for fiscal year 2023 are \$6,701,110, an increase of \$884,530 from fiscal year 2022’s expected actual and an increase of \$429,570 (6.8%) from fiscal year 2022’s final budget.

Public Safety - This heading includes the Police and Fire departments and inspectional services of the Building and Code Enforcement Department. Total recommended expenditures of \$3,836,523 are \$348,040 (10.0%) more than FY 2022's final budget. As noted in the summary above, staffing levels remain constant, but total wages and benefits increase \$207,835 (8.7%) over the FY 2022 budget because of changes to the salary schedules for both union and non-union employees and the contractual COLA increase. Total contractual services increase \$109,320 (11.7%), with the ambulance service contract (\$28,825), ambulance billing services (\$85,000), vacant property maintenance (\$15,000) and vehicle leases (\$17,375) being the largest increased items, while the cost of dispatch services from Laraway Communications Center to the Police and Fire Departments decreasing a total of \$62,425 because of applied refund credits. Total commodities increase \$28,000 with more than half of the amount (\$14,650) due to expected higher fuel costs; The other significant change is for police uniform costs, as the department looks to standardize uniforms for all officers. Capital outlays are reduced \$109,000 from the prior year. The most significant non-recurring capital expenditures are \$70,000 for the purchase and installation of a vehicle bay exhaust system (grant funded) and \$62,500 to resurface the apparatus room floor, both in the Fire Department. For recurring capital purchases forfeiture funds are planned to be the funding source for the purchase of two replacement vehicles (\$105,000) in the Police Department. Other recurring purchases included replacement radios (\$18,000 Police, \$9,500 Fire) computers and MDTs (\$7,200 Police, \$4,000 Fire) tasers and intoximeters (\$28,000 Police).

General Government - This heading includes all of the Village's executive, administrative, financial and facilities maintenance activities. Overall expenditures are increased \$100,055 (6.6%) from fiscal year 2022's budget of which \$24,800 relates to increases in retiree benefit costs. Despite higher wage rates brought on by 40 year high inflation, overall personal services costs are similar to FY 2022 due to fewer individuals electing insurance benefits. Contractual service costs are projected to increase \$78,655, mostly from higher expected liability insurance, legal fees, contractual building repairs and economic development consulting. The only significant capital expenditures budgeted this year is \$24,400 for carpet, paint and furniture for the Council Chambers.

Highway and Streets - This heading includes the Public Works Department's operations. The total recommended operating budget of \$457,313 is 2.3% greater than the FY 2022 budgeted amount. This increase is primarily due to the replacement of one service vehicle, financed through a capital lease.

Sanitation – Budgeted expenditures increase by 2.2% as the Village enters the final year of the contract with the service provider. As noted above, no increase to the user charge is required to continue breakeven operations.

Culture and Recreation - Activities of the Recreation, Park Maintenance, Senior Center Maintenance Programs and Beautification and Historical Committees are accounted for here; Total operating expenditures increase \$31,700 or 38.7% from the FY 2022 budget with expected increased activity and M&R costs for the Senior Center. The only budgeted capital purchase this year is replacement paved walkways around the Senior Center at \$27,000.

Motor Fuel Tax Fund - Motor fuel taxes are restricted to use only in maintenance activities and projects authorized by the Illinois Department of Transportation. As in the past several years, Motor Fuel Taxes are budgeted for consulting engineering, road salt, and traffic signal maintenance. Total fund operating expenditures are budgeted to increase 17.6% from the prior year, due to higher project engineering costs, an increase in contractual street light maintenance for replacement LED fixtures, and a 25% increase in the cost of road salt. For FY 2023, \$400,000 has been budgeted for street resurfacing, tentatively proposed for InterOcean and Commercial Aves. There is sufficient accumulated fund balance from prior years to cover the cost of budgeted projects.

Summer Concert Fund – This is a new fund beginning in 2023 to account for event sponsorships that subsidize the Village's summer concert series. In prior years this activity had been accounted for in the General Fund Recreation Department until it was determined to be viable as a permanent annual program. Net revenue accumulated in prior years will be transferred from the General Fund to establish the beginning fund balance.

State and Local Fiscal Recovery Fund – This is a new fund begun in mid-2021 to account for federal grants disbursed through the 2021 American Rescue Plan Act (ARPA). Grant funds are restricted and must be spent by 2025. No additional revenue is estimated for FY 2023. In 2022 the Village Board designated this grant as a source for replacement of revenue lost to the Covid 19 pandemic.

CDBG Project Fund – The Village was not awarded a 2022 CDBG infrastructure grant (FY 2023 budget year). Or a grant for demolition of abandoned properties. The only recommended FY 2023 expenditure is for grant application assistance.

Tax Increment Financing Fund – For FY 2023 accumulated fund balances, from Areas #1, #2 and #4, will be used to fund capital initiatives within the TIF Area boundaries. Recurring expenditures include \$29,000 in consultant and legal fees for potential property sales and acquisitions within the business corridors and a \$25,000 allowance for new development agreements, along with \$10,000 for additional streetscaping along Chicago Rd and Sauk Trail. Capital expenditures and maintenance expenditures total \$500,000 for street lighting improvements along Chicago Road (Area #1), \$400,000 for development of a playground adjacent to the Senior Center (Area #4) and \$65,000 for tuckpointing and renovations to the Annex Building on Jackson Ave (Area #2).

Debt Service Fund – For fiscal year 2023 principal and interest payments on the Village's Series 2015 General Obligation bonds (Public Safety building) are the only costs of the Fund.

Water Fund - Recommended operating expenses of the fund are budgeted at \$1,241,445, or 9.9% greater than fiscal year 2022's budget. For fiscal year 2023 wages and benefits are recommended to change minimally from 2022's budget (down 0.7%, entirely in the benefit component). Contractual services are budgeted to increase \$37,125 from 2022's budgeted amounts, almost all of which is attributed to new costs related to a mandated lead service line inventory. Water purchase costs are budgeted \$58,500 greater in 2023 because the Village's current water purchase contract expires in mid-2023 and the supplier is expected to increase the O&M portion of the rate we are charged; the pass-through portion of the supplier rate increases 5% in December 2022 and is locked-in until December 2024. The only significant capital cost is for tower site and valve improvements associated with replacement of the pump management (along with \$15,000 in associated engineering costs), which is expected to be financed through an Illinois DCEO grant. The current installment of the water meter capital lease remains the same as the prior year and a new debt service cost of \$7,100 for the IEPA revolving loan has been added.

Sewer Fund – The recommended operating expenses of the fund are essentially the same as FY 2022 with the exception of the inclusion of contractual sewer televising for an updated status of the complete system. Most of these costs are actually the pass-through of sewer charges to the Thorn Creek Sanitary District. Thorn Creek has ended its mandate to reduce storm water infiltration, however the proposed FY 2023 budget continues the Village's sewer main rehabilitation program at the previous mandated levels. For the year \$175,000 in capital improvements are budgeted, along with \$20,000 for engineering; although budgeted each year, the fund hasn't completed any capital improvements since 2018.

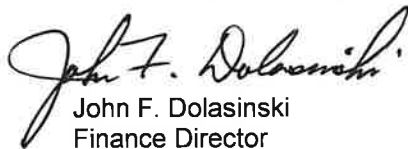
Property Management Fund – This fund accounts for real property held for redevelopment. For FY 2023 an allowance has been budgeted for the estimated expense for the sale of the former Purple Heart property. Since the building was originally purchased using TIF Area #1 incremental revenue, a reimbursement to the TIF Fund of the original cost is recommended.

Pension Funds – No new retirements are expected in 2023, after five retirements and one large service credit transfer in the past four years. In order to comply with State law to provide funding that meets the latest actuarially requirements, required employer contributions are also increased, \$80,975 for the Police and \$1,880 for the Firefighters Pension Funds. The Firefighters Pension Fund has now exhausted all of its accumulated fund balance and the annual tax levy funding it must equal the budgeted expenses each year going forward.

In closing

The above explanation briefly summarizes the major sources and uses of funds in the FY 2023 recommended budget. Obviously, each individual fund must be examined in order to understand the impact of specific revenue and/or expenditure items. For additional information regarding specific departments and/or activities, please refer to the detailed budgets for each fund that follow.

Respectfully submitted,



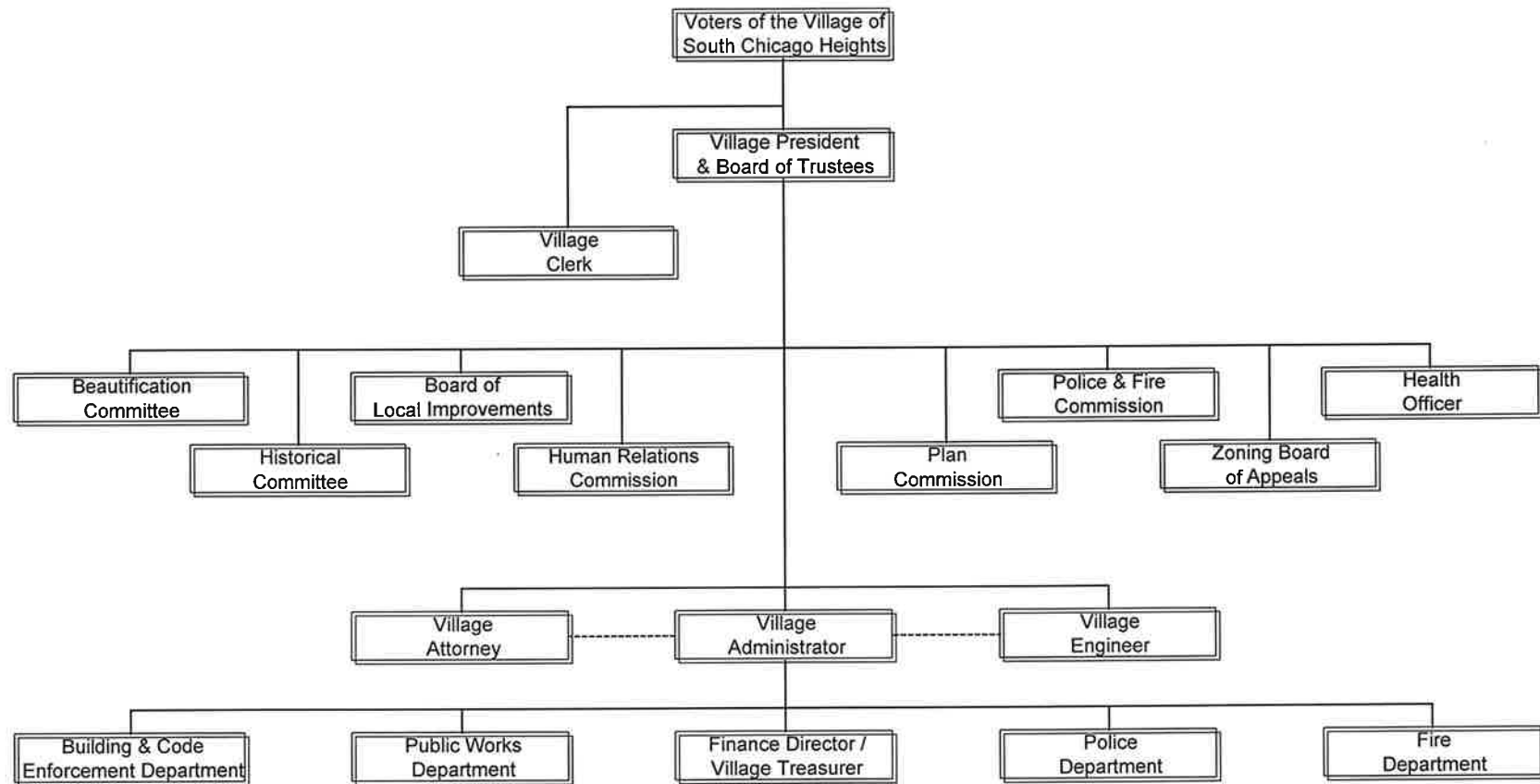
John F. Dolasinski
Finance Director

Village of South Chicago Heights

Principal Village Officials

Village President	Terry L. Matthews
Board of Trustees	Tracy L. Bosco Rose Ann Diederich Terry Fiorenzo Araceli H. Marrufo John M. Ross Eric R. Stanton
Village Clerk	Catherine Linan
Village Administrator	Nora Martinez-Gomez
Police Chief	William E. Joyce
Fire Chief	Chad Vlietstra
Building Inspector	Nicholas J. Goncher
Finance Director / Treasurer	John F. Dolasinski
Public Works Director	Mark A. Martin

Village of South Chicago Heights
Organizational Chart
Elected and Appointed Offices



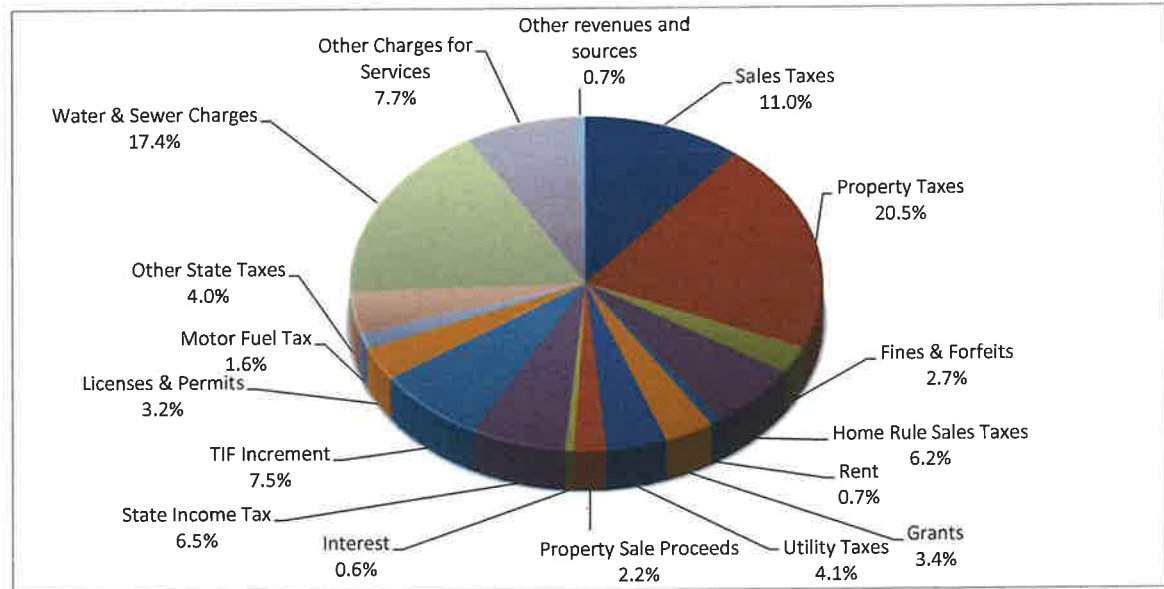
Budget Summaries

Village of South Chicago Heights, Illinois
Operating Budget At-A-Glance
Fiscal Year January 1, 2023 - December 31, 2023

Operating Revenues

Sales Taxes	\$ 1,100,000
Property Taxes	2,048,850
Fines & Forfeits	267,500
Home Rule Sales Taxes	625,000
Rent	71,900
Grants	339,230
Utility Taxes	415,000
Property Sale Proceeds	221,825
Interest	62,525
State Income Tax	650,000
TIF Increment	755,000
Licenses & Permits	318,525
Motor Fuel Tax	160,000
Other State Taxes	401,000
Water & Sewer Charges	1,737,550
Other Charges for Services	766,370
Other revenues and sources	69,250

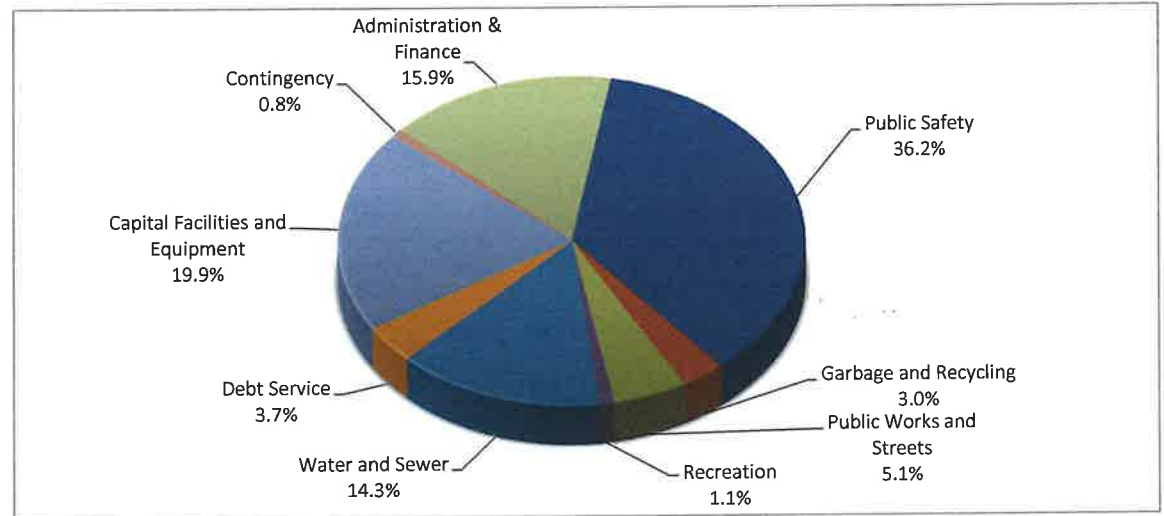
Total Operating Revenues \$ 10,009,525



Operating Expenditures

Public Safety	\$ 3,836,522
Garbage and Recycling	319,635
Public Works and Streets	537,364
Recreation	113,580
Water and Sewer	1,514,495
Debt Service	395,489
Capital Facilities and Equipment	2,111,900
Contingency	82,100
Administration & Finance	1,684,610

Total Operating Expenditures \$ 10,595,695



Note: Excludes operating transfers and pension trust fund operations

Village of South Chicago Heights, Illinois
Operating Budget - Summary
Fiscal Year January 1, 2023 - December 31, 2023

	01	11	14	21	43	45
	General Fund	Motor Fuel Tax Fund	Summer Concert Fund	State and Local Fiscal Recovery Fund	CDBG Project Fund	Tax Increment Financing Fund
Revenues						
Local Taxes	\$ 2,138,625	\$ 0	\$ 0	\$ 0	\$ 0	\$ 774,000
State Shared Taxes	2,756,885	161,500	0	0	0	0
Licenses and Permits	305,065	0	0	0	0	0
Charges for Services	741,700	0	0	0	0	0
Fines and Forfeitures	279,500	0	0	0	0	0
Rent	65,440	0	0	0	0	0
Grants	40,200	90,925	0	272,373	0	0
Interest	25,025	2,250	0	0	0	15,500
Reimbursements	72,850	0	0	0	0	0
Pension Contributions	0	0	0	0	0	0
Other Revenue	22,750	0	9,750	0	0	0
Total Revenues	\$ 6,448,040	\$ 254,675	\$ 9,750	\$ 272,373	\$ 0	\$ 789,500
Expenditures						
Current Operating Expenditures						
General Government	\$ 1,460,315	\$ 0	\$ 0	\$ 0	\$ 0	\$ 15,500
Public Safety	3,429,578	0	0	0	0	0
Highway and Streets	366,269	44,875	0	0	5,000	0
Sanitation	306,000	0	0	0	0	0
Culture and Recreation	61,368	0	6,150	0	0	0
Not Classified	0	0	0	0	0	0
Capital Outlay Expenditures	193,050	0	0	0	0	45,000
Debt Service Expenditures	0	0	0	0	0	0
Total Expenditures	\$ 5,816,580	\$ 44,875	\$ 6,150	\$ 0	\$ 5,000	\$ 60,500
Excess revenues over expenditures	\$ 631,460	\$ 209,800	\$ 3,600	\$ 272,373	\$ (5,000)	\$ 729,000
Other Financing Sources and Uses						
Transfers In	\$ 0	\$ 0	\$ 0	\$ 0	\$ 5,000	\$ 5,000
Proceeds	8,500	0	0	0	0	0
Transfers Out	(9,400)	0	0	0	0	0
Total Other Financing Sources and Uses	\$ (900)	\$ 0	\$ 0	\$ 0	\$ 5,000	\$ 5,000
Net change to fund equity	\$ 630,560	\$ 209,800	\$ 3,600	\$ 272,373	\$ 0	\$ 734,000
Beginning fund equity	\$ 3,881,243	\$ 382,030	\$ 5,954	\$ 0	\$ 11	\$ 2,376,886
Ending fund equity	\$ 4,511,803	\$ 591,830	\$ 9,554	\$ 272,373	\$ 11	\$ 3,110,886

Total Special Revenue Funds	31 Debt Service Fund	Total - Governmental Funds	61 Water Fund	62 Sewer Fund	65 Property Management Fund	Total - Enterprise Funds	81 Police Pension Fund
\$ 774,000	\$ 182,355	\$ 3,094,980	\$ 4,000	\$ 3,800	\$ 0	\$ 7,800	\$ 0
161,500	0	2,918,385	0	0	0	0	0
0	0	305,065	0	0	0	0	0
0	0	741,700	1,262,650	343,300	0	1,605,950	0
0	0	279,500	20,500	5,500	30,000	56,000	0
0	0	65,440	0	0	0	0	0
363,298	0	403,498	0	0	0	0	0
17,750	0	42,775	0	0	9,119	9,119	(602,000)
0	0	72,850	36,000	0	0	36,000	0
0	0	0	0	0	0	0	356,975
9,750	0	32,500	0	0	0	0	0
<u>\$ 1,326,298</u>	<u>\$ 182,355</u>	<u>\$ 7,956,693</u>	<u>\$ 1,323,150</u>	<u>\$ 352,600</u>	<u>\$ 39,119</u>	<u>\$ 1,714,869</u>	<u>\$ (245,025)</u>
\$ 15,500	\$ 0	\$ 1,475,815	\$ 0	\$ 0	\$ 0	\$ 0	\$ 0
0	0	3,429,578	0	0	0	0	569,510
49,875	0	416,144	1,101,523	218,775	0	1,320,298	0
0	0	306,000	0	0	0	0	0
6,150	0	67,518	0	0	0	0	0
0	0	0	0	0	29,665	29,665	0
45,000	0	238,050	2,000	0	0	2,000	0
0	186,750	186,750	204,092	0	0	204,092	0
<u>\$ 116,525</u>	<u>\$ 186,750</u>	<u>\$ 6,119,855</u>	<u>\$ 1,307,615</u>	<u>\$ 218,775</u>	<u>\$ 29,665</u>	<u>\$ 1,556,055</u>	<u>\$ 569,510</u>
<u>\$ 1,209,773</u>	<u>\$ (4,395)</u>	<u>\$ 1,836,838</u>	<u>\$ 15,535</u>	<u>\$ 133,825</u>	<u>\$ 9,454</u>	<u>158,814</u>	<u>\$ (814,535)</u>
\$ 10,000	\$ 4,400	\$ 14,400	\$ 0	\$ 0	\$ 0	\$ 0	\$ 0
0	0	8,500	100,000	0	425,000	525,000	0
0	0	(9,400)	0	0	(5,000)	(5,000)	0
<u>\$ 10,000</u>	<u>\$ 4,400</u>	<u>\$ 13,500</u>	<u>\$ 100,000</u>	<u>\$ 0</u>	<u>\$ 420,000</u>	<u>\$ 520,000</u>	<u>\$ 0</u>
\$ 1,219,773	\$ 5	\$ 1,850,338	\$ 115,535	\$ 133,825	\$ 429,454	\$ 678,814	\$ (814,535)
\$ 2,764,881	\$ 4,276	\$ 6,650,400	\$ (323,351)	\$ 1,314,340	\$ 665,565	\$ 1,656,554	\$ 4,297,323
<u>\$ 3,984,654</u>	<u>\$ 4,281</u>	<u>\$ 8,500,738</u>	<u>\$ (207,816)</u>	<u>\$ 1,448,165</u>	<u>\$ 1,095,019</u>	<u>\$ 2,335,368</u>	<u>\$ 3,482,788</u>

All Funds Expected FY 2022

82		
Firefighters Pension Fund	Total - Pension Trust Funds	Total - All Funds
\$ 0	\$ 0	\$ 3,102,780
0	0	2,918,385
0	0	305,065
0	0	2,347,650
0	0	335,500
0	0	65,440
0	0	403,498
35	(601,965)	(550,071)
0	0	108,850
30,100	387,075	387,075
0	0	32,500
<u>\$ 30,135</u>	<u>\$ (214,890)</u>	<u>\$ 9,456,672</u>

\$ 0	\$ 0	\$ 1,475,815
30,135	599,645	4,029,223
0	0	1,736,442
0	0	306,000
0	0	67,518
0	0	29,665
0	0	240,050
0	0	390,842
<u>\$ 30,135</u>	<u>\$ 599,645</u>	<u>\$ 8,275,556</u>

<u>\$ (0)</u>	<u>\$ (814,535)</u>	<u>\$ 1,181,116</u>
---------------	---------------------	---------------------

\$ 0	\$ 0	\$ 14,400
0	0	533,500
0	0	(14,400)

<u>\$ 0</u>	<u>\$ 0</u>	<u>\$ 533,500</u>
-------------	-------------	-------------------

<u>\$ (0)</u>	<u>\$ (814,535)</u>	<u>\$ 1,714,616</u>
---------------	---------------------	---------------------

<u>\$ 4</u>	<u>\$ 4,297,327</u>	<u>\$ 12,604,281</u>
-------------	---------------------	----------------------

<u>\$ 4</u>	<u>\$ 3,482,792</u>	<u>\$ 14,318,897</u>
-------------	---------------------	----------------------

Village of South Chicago Heights, Illinois
Operating Budget - Summary
Fiscal Year January 1, 2023 - December 31, 2023

	01	11	14	21	43	45
	General Fund	Motor Fuel Tax Fund	Summer Concert Fund	State and Local Fiscal Recovery Fund	CDBG Project Fund	Tax Increment Financing Fund
Revenues						
Local Taxes	\$ 2,276,500	\$ 0	\$ 0	\$ 0	\$ 0	\$ 755,000
State Shared Taxes	2,768,000	160,000	0	0	0	0
Licenses and Permits	318,525	0	0	0	0	0
Charges for Services	766,370	0	0	0	0	0
Fines and Forfeitures	236,500	0	0	0	0	0
Rent	71,900	0	0	0	0	0
Grants	159,230	0	0	0	0	0
Interest	40,025	2,500	0	0	0	20,000
Reimbursements	46,500	0	0	0	0	0
Pension Contributions	0	0	0	0	0	0
Other Revenue	2,000	0	10,000	0	0	0
Total Revenues	\$ 6,685,550	\$ 162,500	\$ 10,000	\$ 0	\$ 0	\$ 775,000
Expenditures						
Current Operating Expenditures						
General Government	\$ 1,607,160	\$ 0	\$ 0	\$ 0	\$ 0	\$ 139,550
Public Safety	3,836,523	0	0	0	0	0
Highway and Streets	457,313	75,050	0	0	5,000	0
Sanitation	319,635	0	0	0	0	0
Culture and Recreation	106,580	0	7,000	0	0	0
Capital Outlay Expenditures	373,900	400,000	0	0	0	965,000
Debt Service Expenditures	0	0	0	0	0	0
Total Expenditures	\$ 6,701,110	\$ 475,050	\$ 7,000	\$ 0	\$ 5,000	\$ 1,104,550
Excess revenues over expenditures	\$ (15,560)	\$ (312,550)	\$ 3,000	\$ 0	\$ (5,000)	\$ (329,550)
Other Financing Sources and Uses						
Transfers In	\$ 0	\$ 0	\$ 0	\$ 0	\$ 5,000	\$ 69,000
Proceeds	21,825	0	0	0	0	0
Transfers Out	(5,500)	0	0	0	0	0
Total Other Financing Sources and Uses	\$ 16,325	\$ 0	\$ 0	\$ 0	\$ 5,000	\$ 69,000
Net change to fund equity	\$ 765	\$ (312,550)	\$ 3,000	\$ 0	\$ 0	\$ (260,550)
Beginning fund equity	\$ 4,511,803	\$ 591,830	\$ 12,554	\$ 272,373	\$ 11	\$ 3,110,886
Ending fund equity	\$ 4,512,568	\$ 279,280	\$ 15,554	\$ 272,373	\$ 11	\$ 2,850,336

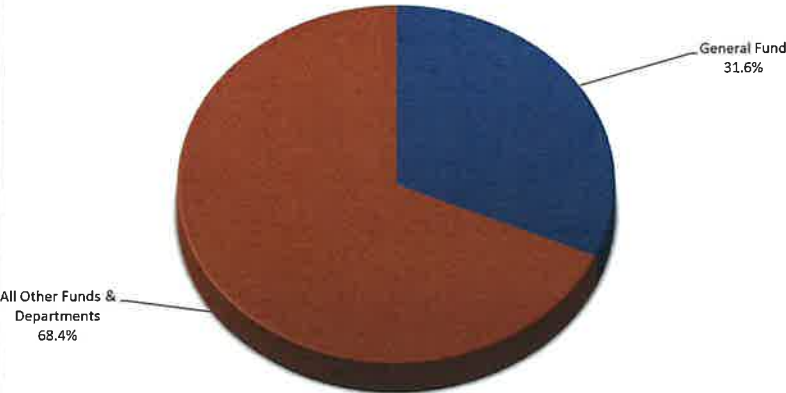
Total Special Revenue Funds	31 Debt Service Fund	Total - Governmental Funds	61 Water Fund	62 Sewer Fund	65 Property Management Fund	Total - Enterprise Funds	81 Police Pension Fund
\$ 755,000	\$ 187,350	\$ 3,218,850	\$ 4,000	\$ 4,000	\$ 0	\$ 8,000	\$ 0
160,000	0	2,928,000	0	0	0	0	0
0	0	318,525	0	0	0	0	0
0	0	766,370	1,396,950	340,600	0	1,737,550	0
0	0	236,500	25,500	5,500	0	31,000	0
0	0	71,900	0	0	0	0	0
0	0	159,230	180,000	0	0	180,000	0
22,500	0	62,525	0	0	0	0	125,000
0	0	46,500	10,000	0	0	10,000	0
0	0	0	0	0	0	0	444,200
10,000	0	12,000	750	0	0	750	0
<u>\$ 947,500</u>	<u>\$ 187,350</u>	<u>\$ 7,820,400</u>	<u>\$ 1,617,200</u>	<u>\$ 350,100</u>	<u>\$ 0</u>	<u>\$ 1,967,300</u>	<u>\$ 569,200</u>
\$ 139,550	0	\$ 1,746,710	\$ 0	\$ 0	\$ 20,000	\$ 20,000	\$ 0
0	0	3,836,523	0	0	0	0	578,550
80,050	0	537,363	1,241,445	273,050	0	1,514,495	0
0	0	319,635	0	0	0	0	0
7,000	0	113,580	0	0	0	0	0
1,365,000	0	1,738,900	198,000	175,000	0	373,000	0
0	187,850	187,850	207,639	0	0	207,639	0
<u>\$ 1,591,600</u>	<u>\$ 187,850</u>	<u>\$ 8,480,560</u>	<u>\$ 1,647,084</u>	<u>\$ 448,050</u>	<u>\$ 20,000</u>	<u>\$ 2,115,134</u>	<u>\$ 578,550</u>
<u>\$ (644,100)</u>	<u>\$ (500)</u>	<u>\$ (660,160)</u>	<u>\$ (29,884)</u>	<u>\$ (97,950)</u>	<u>\$ (20,000)</u>	<u>\$ (147,834)</u>	<u>\$ (9,350)</u>
\$ 74,000	\$ 500	\$ 74,500	\$ 0	\$ 0	\$ 0	\$ 0	\$ 0
0	0	21,825	0	0	200,000	200,000	0
0	0	(5,500)	0	0	(69,000)	(69,000)	0
<u>\$ 74,000</u>	<u>\$ 500</u>	<u>\$ 90,825</u>	<u>\$ 0</u>	<u>\$ 0</u>	<u>\$ 131,000</u>	<u>\$ 131,000</u>	<u>\$ 0</u>
<u>\$ (570,100)</u>	<u>\$ 0</u>	<u>\$ (569,335)</u>	<u>\$ (29,884)</u>	<u>\$ (97,950)</u>	<u>\$ 111,000</u>	<u>\$ (16,834)</u>	<u>\$ (9,350)</u>
\$ 3,984,654	\$ 4,281	\$ 8,500,738	\$ (207,816)	\$ 1,448,165	\$ 1,095,019	\$ 2,335,368	\$ 3,482,788
<u>\$ 3,414,554</u>	<u>\$ 4,281</u>	<u>\$ 7,931,403</u>	<u>\$ (237,701)</u>	<u>\$ 1,350,215</u>	<u>\$ 1,206,019</u>	<u>\$ 2,318,533</u>	<u>\$ 3,473,438</u>

All Funds Final Approved FY 2023

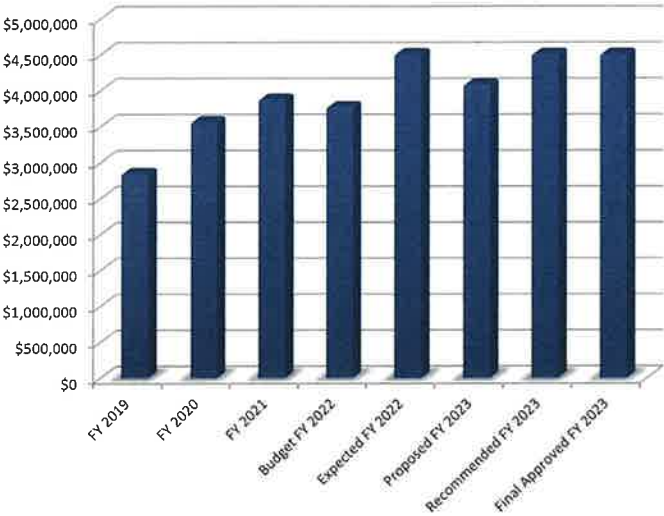
82			
Firefighters Pension Fund	Total - Pension Trust Funds	Total - All Funds	
\$ 0	\$ 0	\$ 3,226,850	
0	0	2,928,000	
0	0	318,525	
0	0	2,503,920	
0	0	267,500	
0	0	71,900	
0	0	339,230	
25	125,025	187,550	
0	0	56,500	
32,000	476,200	476,200	
0	0	12,750	
<u>\$ 32,025</u>	<u>\$ 601,225</u>	<u>\$ 10,388,925</u>	
\$ 0	\$ 0	\$ 1,746,710	
31,046	609,596	4,446,118	
0	0	2,051,859	
0	0	319,635	
0	0	113,580	
0	0	20,000	
0	0	2,111,900	
0	0	395,489	
<u>\$ 31,046</u>	<u>\$ 609,596</u>	<u>\$ 11,205,291</u>	
<u>\$ 979</u>	<u>\$ (8,371)</u>	<u>\$ (816,366)</u>	
\$ 0	\$ 0	\$ 5,500	
0	0	221,825	
0	0	(5,500)	
<u>\$ 0</u>	<u>\$ 0</u>	<u>\$ 221,825</u>	
<u>\$ 979</u>	<u>\$ (8,371)</u>	<u>\$ (594,541)</u>	
<u>\$ 4</u>	<u>\$ 3,482,792</u>	<u>\$ 14,318,897</u>	
<u>\$ 983</u>	<u>\$ 3,474,421</u>	<u>\$ 13,724,357</u>	

Village of South Chicago Heights, Illinois
 Operating Budget - Summary
 Fiscal Year January 1, 2023 - December 31, 2023

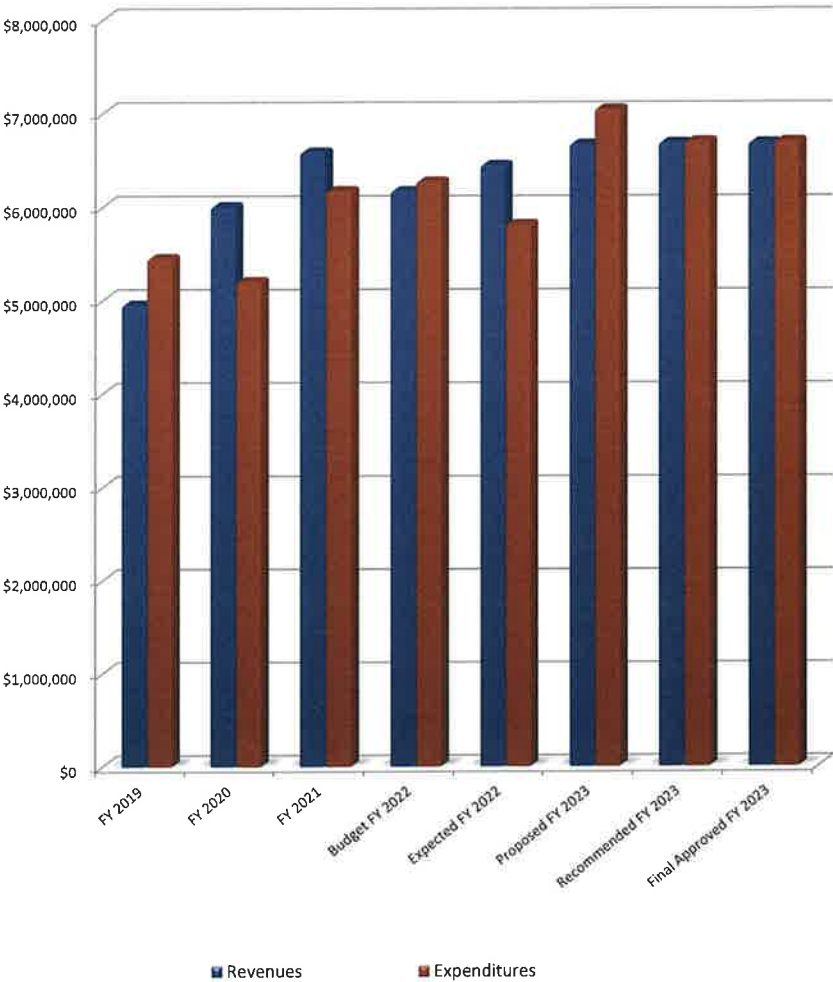
Fiscal Year 2023 Ending Fund Balance



General Fund Ending Fund Balance



General Fund Revenue and Expenditure Comparison

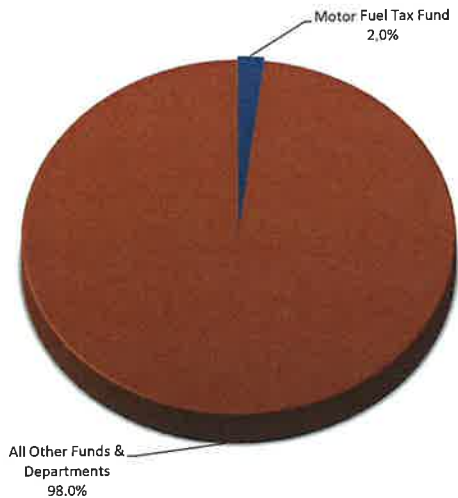


Village of South Chicago Heights, Illinois
Operating Budget - Summary
Fiscal Year January 1, 2023 - December 31, 2023

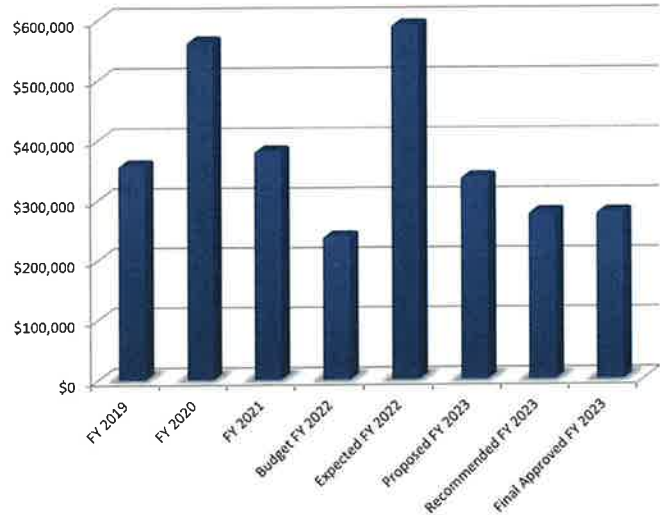
Fund / Department / Classification / Account	Actual FY 2021	Budget FY 2022	Expected FY 2022	Proposed FY 2023	Recommended FY 2023	Final Approved FY 2023	% variance Expected /Budget	% variance Final /Expected	% variance Final /Budget
01 General Fund									
00 Nondepartmental									
Revenues									
Current Operating Revenues	\$ 6,587,420	\$ 6,170,400	\$ 6,448,040	\$ 6,671,700	\$ 6,685,550	\$ 6,685,550	104.50%	103.68%	108.35%
Total Revenues	<u>\$ 6,587,420</u>	<u>\$ 6,170,400</u>	<u>\$ 6,448,040</u>	<u>\$ 6,671,700</u>	<u>\$ 6,685,550</u>	<u>\$ 6,685,550</u>	<u>104.50%</u>	<u>103.68%</u>	<u>108.35%</u>
Expenditures									
Current Operating Expenditures									
General Government	\$ 1,341,688	\$ 1,507,104	\$ 1,460,315	\$ 1,601,062	\$ 1,607,160	\$ 1,607,160	96.90%	110.06%	106.64%
Public Safety	3,219,404	3,488,482	3,429,578	4,163,859	3,836,523	3,836,523	98.31%	111.87%	109.98%
Highway and Streets	370,775	447,022	366,269	439,688	457,313	457,313	81.94%	124.86%	102.30%
Sanitation	295,139	312,700	306,000	319,635	319,635	319,635	97.86%	104.46%	102.22%
Culture and Recreation	77,369	81,880	61,368	102,230	106,580	106,580	74.95%	173.67%	130.17%
Total Current Operating Expenditures	<u>\$ 5,304,375</u>	<u>\$ 5,837,188</u>	<u>\$ 5,623,530</u>	<u>\$ 6,626,474</u>	<u>\$ 6,327,210</u>	<u>\$ 6,327,210</u>	<u>96.34%</u>	<u>112.51%</u>	<u>108.39%</u>
Capital Outlay Expenditures									
Governmental Capital Outlay	\$ 869,074	\$ 434,350	\$ 193,050	\$ 420,319	\$ 373,900	\$ 373,900	44.45%	193.68%	86.08%
Total Governmental Capital Outlay	<u>\$ 869,074</u>	<u>\$ 434,350</u>	<u>\$ 193,050</u>	<u>\$ 420,319</u>	<u>\$ 373,900</u>	<u>\$ 373,900</u>	<u>44.45%</u>	<u>193.68%</u>	<u>86.08%</u>
Total Expenditures	<u>\$ 6,173,449</u>	<u>\$ 6,271,538</u>	<u>\$ 5,816,580</u>	<u>\$ 7,046,793</u>	<u>\$ 6,701,110</u>	<u>\$ 6,701,110</u>	<u>92.75%</u>	<u>115.21%</u>	<u>106.85%</u>
Excess Revenues Over Expenditures	<u>\$ 413,971</u>	<u>\$ (101,138)</u>	<u>\$ 631,460</u>	<u>\$ (375,093)</u>	<u>\$ (15,560)</u>	<u>\$ (15,560)</u>	<u>-624.35%</u>	<u>-2.46%</u>	<u>15.39%</u>
Other Financing Sources and Uses									
Transfers In	\$ 0	\$ 0	\$ 0	\$ 0	\$ 0	\$ 0	-	-	-
Transfers Out	(104,325)	(11,600)	(9,400)	(75,650)	(5,500)	(5,500)	81.03%	58.51%	47.41%
Proceeds	2,500	5,000	8,500	21,825	21,825	21,825	170.00%	256.76%	436.50%
Total Other Financing Sources and Uses	<u>\$ (101,825)</u>	<u>\$ (6,600)</u>	<u>\$ (900)</u>	<u>\$ (53,825)</u>	<u>\$ 16,325</u>	<u>\$ 16,325</u>	<u>13.64%</u>	<u>-1813.89%</u>	<u>-247.35%</u>
Excess Revenues and Other Sources Over Expenditures and Other Uses	<u>312,146</u>	<u>(107,738)</u>	<u>630,560</u>	<u>(428,918)</u>	<u>765</u>	<u>765</u>	<u>-585.27%</u>	<u>0.12%</u>	<u>-0.71%</u>
Beginning Fund Balance	<u>3,569,097</u>	<u>3,881,243</u>	<u>3,881,243</u>	<u>4,511,803</u>	<u>4,511,803</u>	<u>4,511,803</u>	<u>100.00%</u>	<u>116.25%</u>	<u>116.25%</u>
Ending Fund Balance	<u>\$ 3,881,243</u>	<u>\$ 3,773,505</u>	<u>\$ 4,511,803</u>	<u>\$ 4,082,885</u>	<u>\$ 4,512,568</u>	<u>\$ 4,512,568</u>	<u>119.57%</u>	<u>100.02%</u>	<u>119.59%</u>

Village of South Chicago Heights, Illinois
 Operating Budget - Summary
 Fiscal Year January 1, 2023 - December 31, 2023

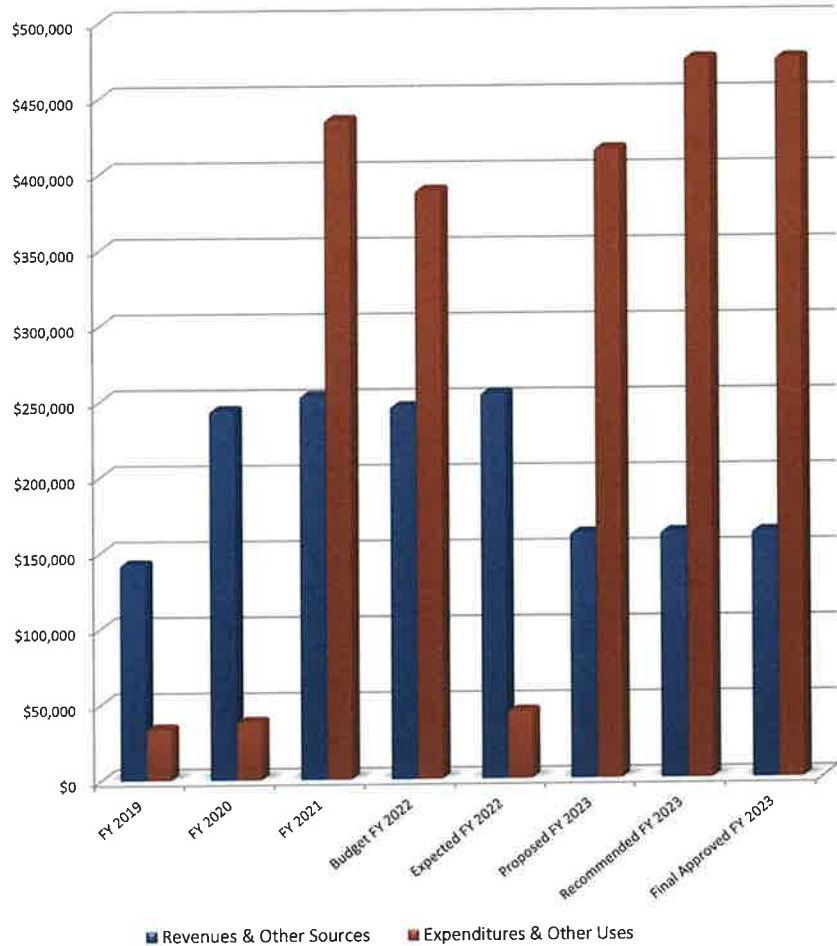
Fiscal Year 2023 Ending Fund Balance



Motor Fuel Tax Fund Ending Fund Balance



Motor Fuel Tax Fund Revenue and Expenditure Comparison

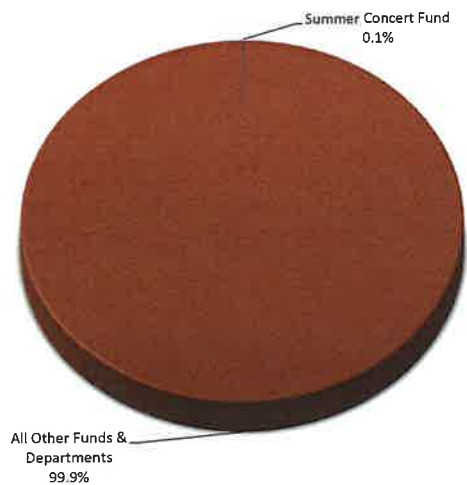


Village of South Chicago Heights, Illinois
Operating Budget - Summary
Fiscal Year January 1, 2023 - December 31, 2023

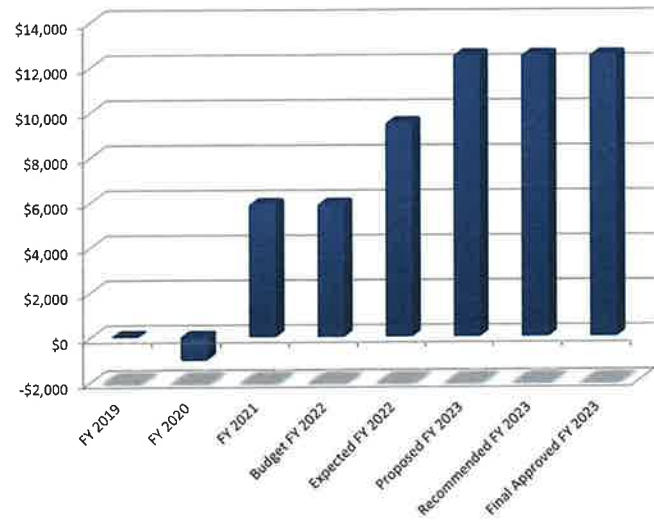
Fund / Department / Classification / Account	Actual FY 2021	Budget FY 2022	Expected FY 2022	Proposed FY 2023	Recommended FY 2023	Final Approved FY 2023	% variance Expected /Budget	% variance Final /Expected	% variance Final /Budget
11 Motor Fuel Tax Fund									
00 Nondepartmental									
Revenues									
Current Operating Revenues	\$ 253,330	\$ 246,175	\$ 254,675	\$ 162,000	\$ 162,500	\$ 162,500	103.45%	63.81%	66.01%
Total Revenues	\$ 253,330	\$ 246,175	\$ 254,675	\$ 162,000	\$ 162,500	\$ 162,500	103.45%	63.81%	66.01%
Expenditures									
Current Operating Expenditures									
Highway and Streets	\$ 103,835	\$ 63,800	\$ 44,875	\$ 65,700	\$ 75,050	\$ 75,050	70.34%	167.24%	117.63%
Total Current Operating Expenditures	\$ 103,835	\$ 63,800	\$ 44,875	\$ 65,700	\$ 75,050	\$ 75,050	70.34%	167.24%	117.63%
Capital Outlay Expenditures									
Governmental Capital Outlay	\$ 331,495	\$ 325,000	\$ 0	\$ 350,000	\$ 400,000	\$ 400,000	0.00%	-	123.08%
Total Governmental Capital Outlay	\$ 331,495	\$ 325,000	\$ 0	\$ 350,000	\$ 400,000	\$ 400,000	0.00%	-	123.08%
Total Expenditures	\$ 435,330	\$ 388,800	\$ 44,875	\$ 415,700	\$ 475,050	\$ 475,050	11.54%	1058.61%	122.18%
Excess Revenues Over Expenditures	\$ (182,000)	\$ (142,625)	\$ 209,800	\$ (253,700)	\$ (312,550)	\$ (312,550)	-147.10%	-148.98%	219.14%
Beginning Fund Balance	564,030	382,030	382,030	591,830	591,830	591,830	100.00%	154.92%	154.92%
Ending Fund Balance	\$ 382,030	\$ 239,405	\$ 591,830	\$ 338,130	\$ 279,280	\$ 279,280	247.21%	47.19%	116.66%

Village of South Chicago Heights, Illinois
 Operating Budget - Summary
 Fiscal Year January 1, 2023 - December 31, 2023

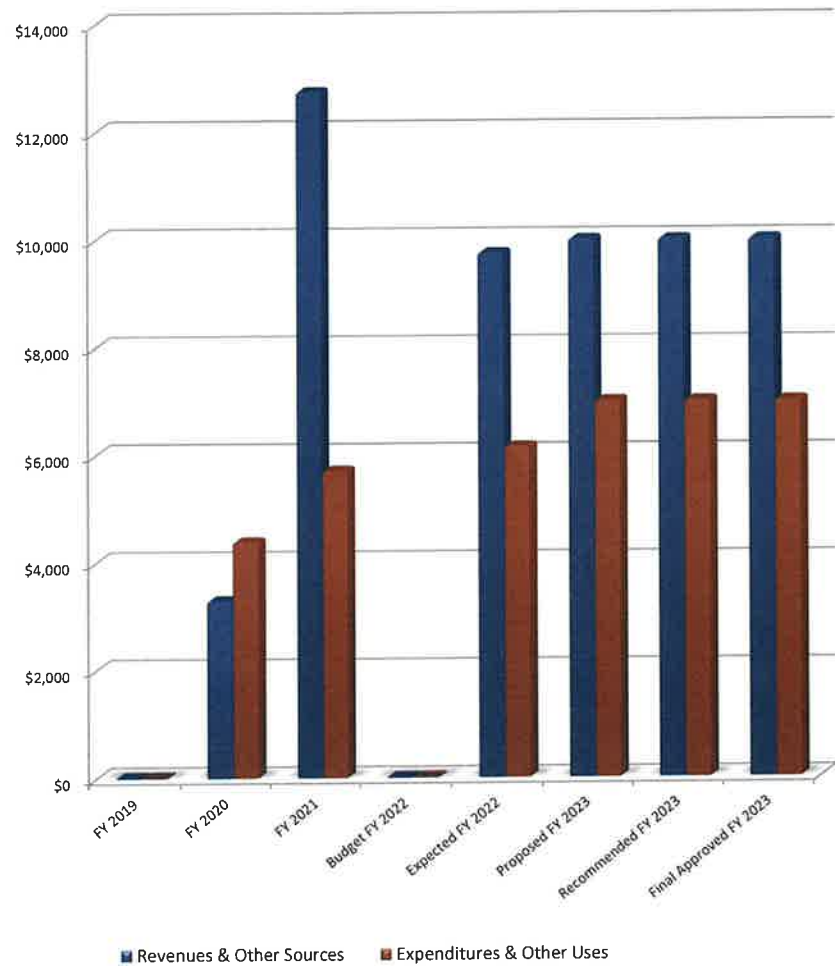
Fiscal Year 2023 Ending Fund Balance



Summer Concert Fund Ending Fund Balance



Summer Concert Fund Revenue and Expenditure Comparison

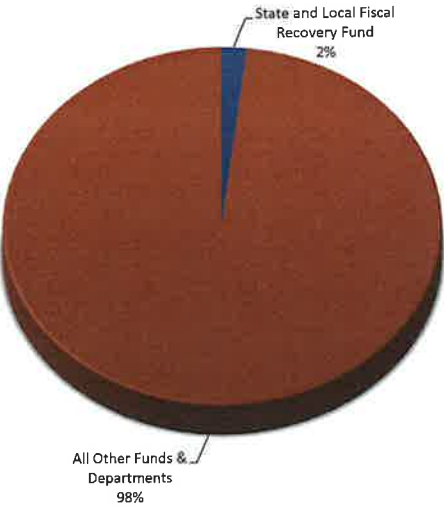


Village of South Chicago Heights, Illinois
Operating Budget - Summary
Fiscal Year January 1, 2023 - December 31, 2023

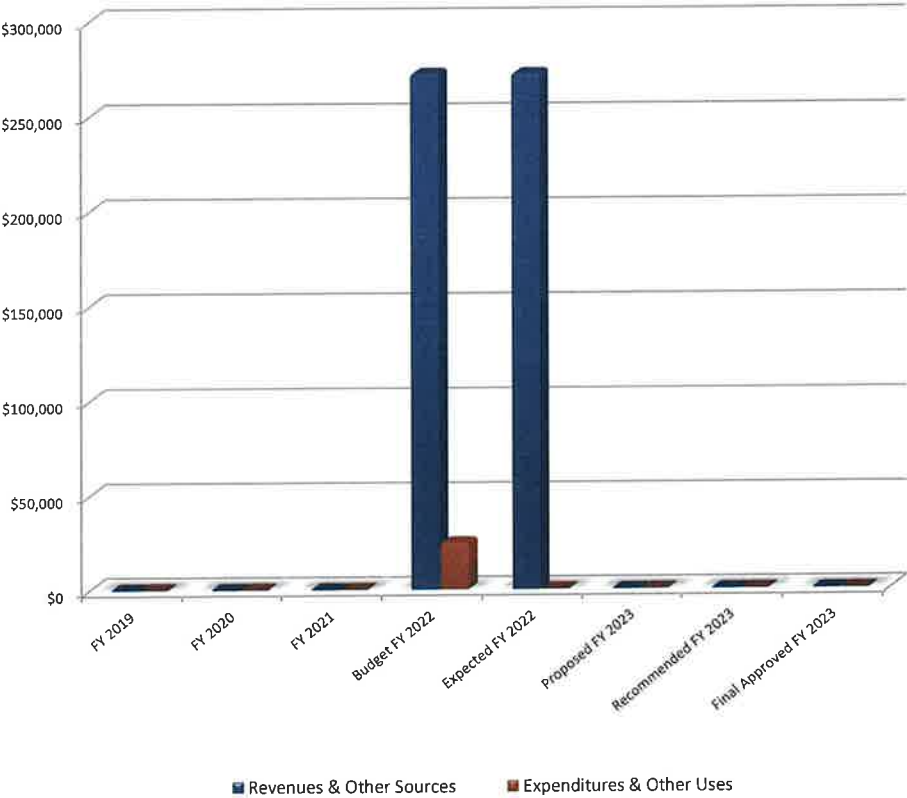
Fund / Department / Classification / Account	Actual FY 2021	Budget FY 2022	Expected FY 2022	Proposed FY 2023	Recommended FY 2023	Final Approved FY 2023	% variance Expected /Budget	% variance Final /Expected	% variance Final /Budget
14 Summer Concert Fund									
00 Nondepartmental									
Revenues									
Current Operating Revenues	\$ 12,750	\$ 0	\$ 9,750	\$ 10,000	\$ 10,000	\$ 10,000	-	102.56%	-
Total Revenues	<u>\$ 12,750</u>	<u>\$ 0</u>	<u>\$ 9,750</u>	<u>\$ 10,000</u>	<u>\$ 10,000</u>	<u>\$ 10,000</u>	<u>-</u>	<u>102.56%</u>	<u>-</u>
Expenditures									
Current Operating Expenditures									
Culture and Recreation	\$ 5,710	\$ 0	\$ 6,150	\$ 7,000	\$ 7,000	\$ 7,000	-	113.82%	-
Total Current Operating Expenditures	<u>\$ 5,710</u>	<u>\$ 0</u>	<u>\$ 6,150</u>	<u>\$ 7,000</u>	<u>\$ 7,000</u>	<u>\$ 7,000</u>	<u>-</u>	<u>113.82%</u>	<u>-</u>
Total Expenditures	<u>\$ 5,710</u>	<u>\$ 0</u>	<u>\$ 6,150</u>	<u>\$ 7,000</u>	<u>\$ 7,000</u>	<u>\$ 7,000</u>	<u>-</u>	<u>113.82%</u>	<u>-</u>
Excess Revenues Over Expenditures	<u>\$ 7,040</u>	<u>\$ 0</u>	<u>\$ 3,600</u>	<u>\$ 3,000</u>	<u>\$ 3,000</u>	<u>\$ 3,000</u>	<u>-</u>	<u>83.33%</u>	<u>-</u>
Other Financing Sources and Uses									
Transfers In	\$ 0	\$ 0	\$ 0	\$ 0	\$ 0	\$ 0	-	-	-
Total Other Financing Sources and Uses	<u>\$ 0</u>	<u>\$ 0</u>	<u>\$ 0</u>	<u>\$ 0</u>	<u>\$ 0</u>	<u>\$ 0</u>	<u>-</u>	<u>-</u>	<u>-</u>
Excess Revenues and Other Sources Over Expenditures and Other Uses	<u>7,040</u>	<u>0</u>	<u>3,600</u>	<u>3,000</u>	<u>3,000</u>	<u>3,000</u>	<u>-</u>	<u>83.33%</u>	<u>-</u>
Beginning Fund Balance	<u>(1,086)</u>	<u>5,954</u>	<u>5,954</u>	<u>9,554</u>	<u>9,554</u>	<u>9,554</u>	<u>100.00%</u>	<u>160.46%</u>	<u>160.46%</u>
Ending Fund Balance	<u>\$ 5,954</u>	<u>\$ 5,954</u>	<u>\$ 9,554</u>	<u>\$ 12,554</u>	<u>\$ 12,554</u>	<u>\$ 12,554</u>	<u>160.46%</u>	<u>131.40%</u>	<u>210.85%</u>

Village of South Chicago Heights, Illinois
 Operating Budget - Summary
 Fiscal Year January 1, 2023 - December 31, 2023

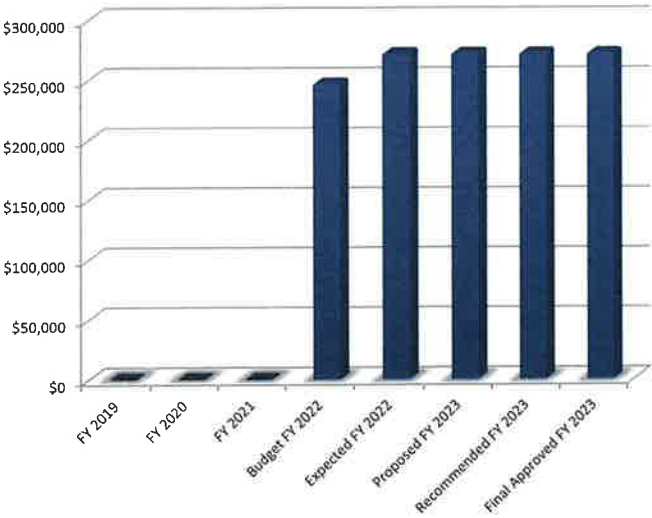
Fiscal Year 2023 Ending Fund Balance



SLFRF Revenue and Expenditure Comparison



SLFRF Fund Ending Fund Balance



Village of South Chicago Heights, Illinois
Operating Budget - Summary
Fiscal Year January 1, 2023 - December 31, 2023

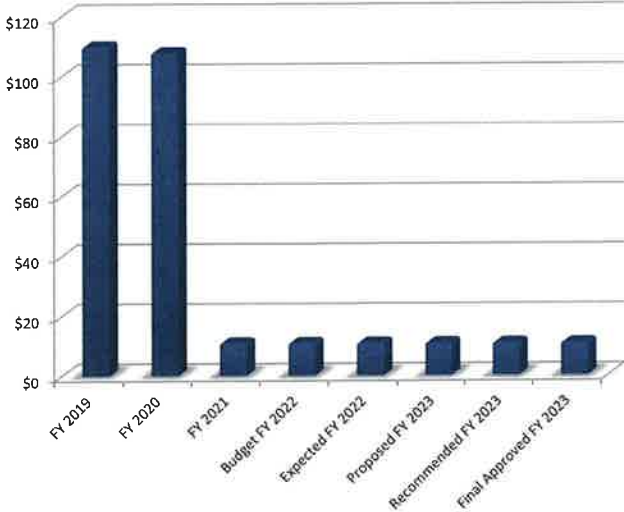
Fund / Department / Classification / Account	Actual FY 2021	Budget FY 2022	Expected FY 2022	Proposed FY 2023	Recommended FY 2023	Final Approved FY 2023	% variance Expected /Budget	% variance Final /Expected	% variance Final /Budget
21 State and Local Fiscal Recovery Fund									
00 Nondepartmental									
Revenues									
Current Operating Revenues	\$ 0	\$ 272,373	\$ 272,373	\$ 0	\$ 0	\$ 0	100.00%	0.00%	0.00%
Total Revenues	\$ 0	\$ 272,373	\$ 272,373	\$ 0	\$ 0	\$ 0	100.00%	0.00%	0.00%
Expenditures									
Current Operating Expenditures									
General Government	\$ 0	\$ 25,000	\$ 0	\$ 0	\$ 0	\$ 0	0.00%	-	0.00%
Total Current Operating Expenditures	\$ 0	\$ 25,000	\$ 0	\$ 0	\$ 0	\$ 0	0.00%	-	0.00%
Capital Outlay Expenditures									
Governmental Capital Outlay	\$ 0	\$ 0	\$ 0	\$ 0	\$ 0	\$ 0	-	-	-
Total Governmental Capital Outlay	\$ 0	\$ 0	\$ 0	\$ 0	\$ 0	\$ 0	-	-	-
Total Expenditures	\$ 0	\$ 25,000	\$ 0	\$ 0	\$ 0	\$ 0	0.00%	-	0.00%
Excess Revenues Over Expenditures	\$ 0	\$ 247,373	\$ 272,373	\$ 0	\$ 0	\$ 0	110.11%	0.00%	0.00%
Other Financing Sources and Uses									
Transfers In	\$ 0	\$ 0	\$ 0	\$ 0	\$ 0	\$ 0	-	-	-
Transfers Out	0	0	0	0	0	0	-	-	-
Proceeds	0	0	0	0	0	0	-	-	-
Total Other Financing Sources and Uses	\$ 0	\$ 0	\$ 0	\$ 0	\$ 0	\$ 0	-	-	-
Excess Revenues and Other Sources Over Expenditures and Other Uses	0	247,373	272,373	0	0	0	110.11%	0.00%	0.00%
Beginning Fund Balance	0	0	0	272,373	272,373	272,373	-	-	-
Ending Fund Balance	\$ 0	\$ 247,373	\$ 272,373	\$ 272,373	\$ 272,373	\$ 272,373	110.11%	100.00%	110.11%

Village of South Chicago Heights, Illinois
 Operating Budget - Summary
 Fiscal Year January 1, 2023 - December 31, 2023

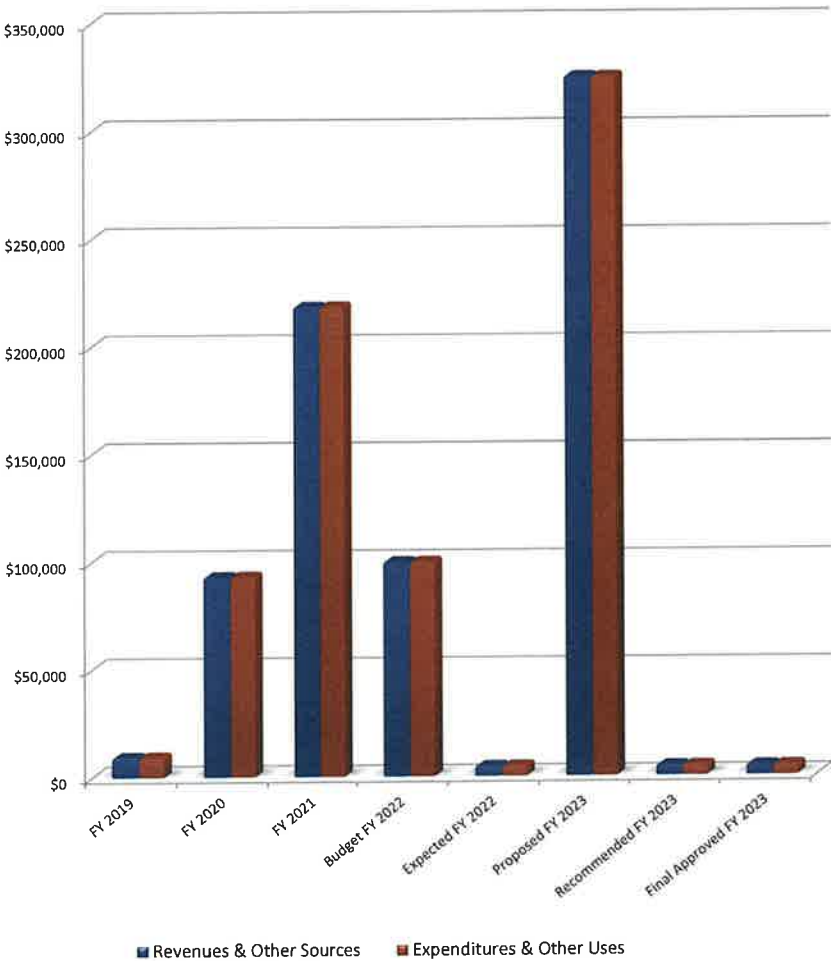
Fiscal Year 2023 Ending Fund Balance



CDBG Project Fund Ending Fund Balance



CDBG Project Fund Revenue and Expenditure Comparison

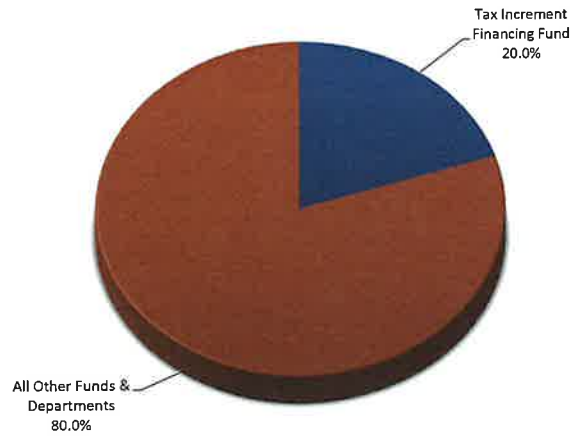


Village of South Chicago Heights, Illinois
Operating Budget - Summary
Fiscal Year January 1, 2023 - December 31, 2023

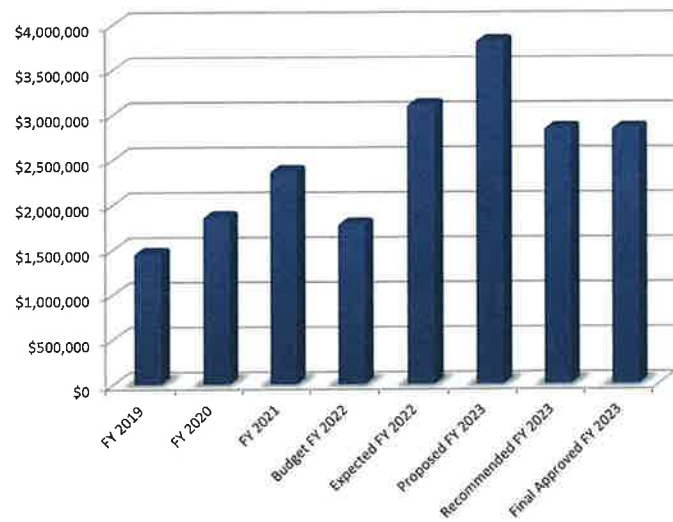
Fund / Department / Classification / Account	Actual FY 2021	Budget FY 2022	Expected FY 2022	Proposed FY 2023	Recommended FY 2023	Final Approved FY 2023	% variance Expected /Budget	% variance Final /Expected	% variance Final /Budget
43 CDBG Project Fund									
00 Nondepartmental									
Revenues									
Current Operating Revenues	\$ 201,812	\$ 100,000	\$ 0	\$ 250,000	\$ 0	\$ 0	0.00%	-	0.00%
Total Revenues	\$ 201,812	\$ 100,000	\$ 0	\$ 250,000	\$ 0	\$ 0	0.00%	-	0.00%
Expenditures									
Current Operating Expenditures									
Highway and Streets	\$ 12,425	\$ 100,000	\$ 5,000	\$ 75,150	\$ 5,000	\$ 5,000	5.00%	100.00%	5.00%
Total Current Operating Expenditures	\$ 12,425	\$ 100,000	\$ 5,000	\$ 75,150	\$ 5,000	\$ 5,000	5.00%	100.00%	5.00%
Capital Outlay Expenditures									
Governmental Capital Outlay	\$ 206,109	\$ 0	\$ 0	\$ 250,000	\$ 0	\$ 0	-	-	-
Total Governmental Capital Outlay	\$ 206,109	\$ 0	\$ 0	\$ 250,000	\$ 0	\$ 0	-	-	-
Total Expenditures	\$ 218,534	\$ 100,000	\$ 5,000	\$ 325,150	\$ 5,000	\$ 5,000	5.00%	100.00%	5.00%
Excess Revenues Over Expenditures	\$ (16,722)	\$ 0	\$ (5,000)	\$ (75,150)	\$ (5,000)	\$ (5,000)	-	100.00%	-
Other Financing Sources and Uses									
Transfers In	\$ 16,625	\$ 0	\$ 5,000	\$ 75,150	\$ 5,000	\$ 5,000	-	100.00%	-
Total Other Financing Sources and Uses	\$ 16,625	\$ 0	\$ 5,000	\$ 75,150	\$ 5,000	\$ 5,000	-	100.00%	-
Excess Revenues and Other Sources Over Expenditures and Other Uses	\$ (97)	\$ 0	\$ 0	\$ 0	\$ 0	\$ 0	-	-	-
Beginning Fund Balance	108	11	11	11	11	11	100.00%	100.00%	100.00%
Ending Fund Balance	\$ 11	\$ 11	\$ 11	\$ 11	\$ 11	\$ 11	100.00%	100.00%	100.00%

Village of South Chicago Heights, Illinois
Operating Budget - Summary
Fiscal Year January 1, 2023 - December 31, 2023

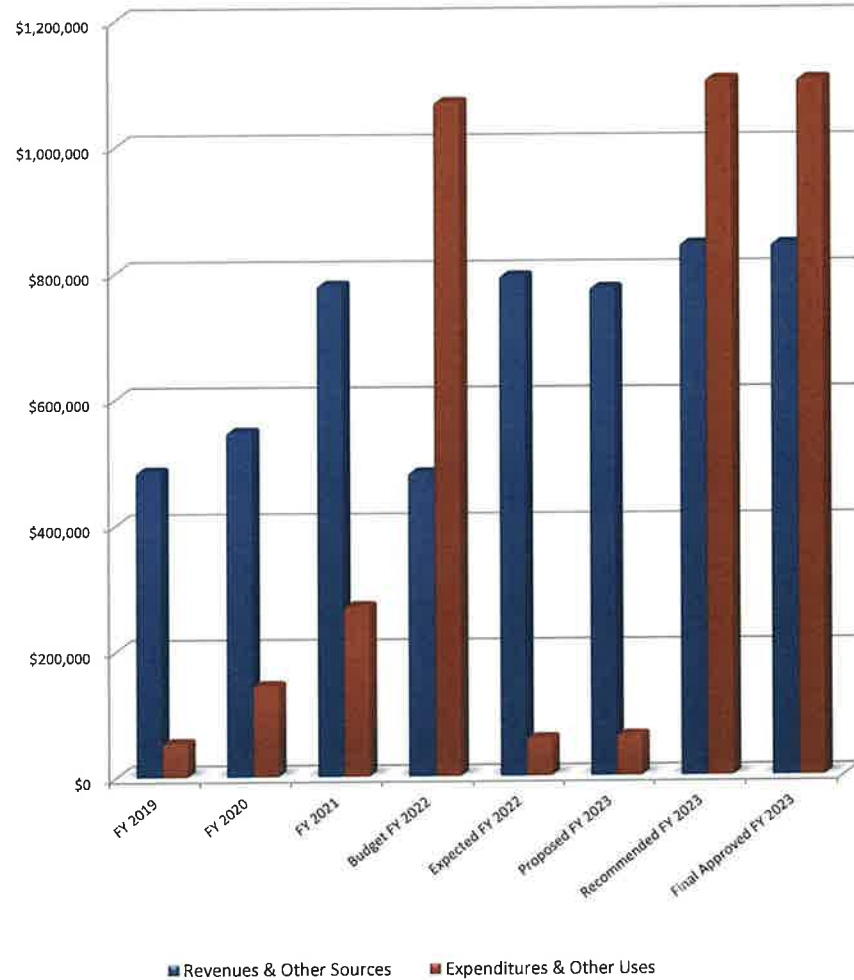
Fiscal Year 2023 Ending Fund Balance



Tax Increment Financing Fund Ending Fund Balance



Tax Increment Financing Fund Revenue and Expenditure Comparison



Village of South Chicago Heights, Illinois
Operating Budget - Summary
Fiscal Year January 1, 2023 - December 31, 2023

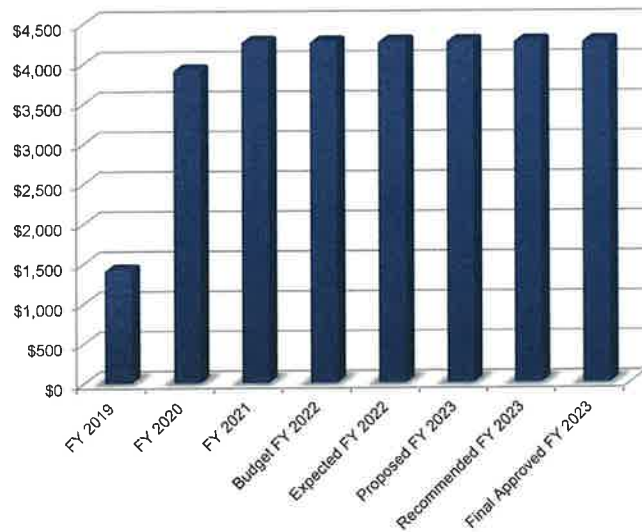
Fund / Department / Classification / Account	Actual FY 2021	Budget FY 2022	Expected FY 2022	Proposed FY 2023	Recommended FY 2023	Final Approved FY 2023	% variance Expected /Budget	% variance Final /Expected	% variance Final /Budget
45 Tax Increment Financing Fund									
00 Nondepartmental									
Revenues									
Current Operating Revenues	\$ 702,144	\$ 483,000	\$ 789,500	\$ 775,000	\$ 775,000	\$ 775,000	163.46%	98.16%	160.46%
Total Revenues	\$ 702,144	\$ 483,000	\$ 789,500	\$ 775,000	\$ 775,000	\$ 775,000	163.46%	98.16%	160.46%
Expenditures									
Current Operating Expenditures									
General Government	\$ 65,378	\$ 151,550	\$ 15,500	\$ 50	\$ 139,550	\$ 139,550	10.23%	900.32%	92.08%
Total Current Operating Expenditures	\$ 65,378	\$ 151,550	\$ 15,500	\$ 50	\$ 139,550	\$ 139,550	10.23%	900.32%	92.08%
Capital Outlay Expenditures									
Governmental Capital Outlay	\$ 205,488	\$ 918,000	\$ 45,000	\$ 65,000	\$ 965,000	\$ 965,000	4.90%	2144.44%	105.12%
Total Governmental Capital Outlay	\$ 205,488	\$ 918,000	\$ 45,000	\$ 65,000	\$ 965,000	\$ 965,000	4.90%	2144.44%	105.12%
Total Expenditures	\$ 270,866	\$ 1,069,550	\$ 60,500	\$ 65,050	\$ 1,104,550	\$ 1,104,550	5.66%	1825.70%	103.27%
Excess Revenues Over Expenditures	\$ 431,278	\$ (586,550)	\$ 729,000	\$ 709,950	\$ (329,550)	\$ (329,550)	-124.29%	-45.21%	56.18%
Other Financing Sources and Uses									
Transfers In	\$ 78,000	\$ 0	\$ 5,000	\$ 0	\$ 69,000	\$ 69,000	-	1380.00%	-
Transfers Out	\$ 0	\$ 0	\$ 0	\$ 0	\$ 0	\$ 0	-	-	-
Proceeds	\$ 0	\$ 0	\$ 0	\$ 0	\$ 0	\$ 0	-	-	-
Total Other Financing Sources and Uses	\$ 78,000	\$ 0	\$ 5,000	\$ 0	\$ 69,000	\$ 69,000	-	1380.00%	-
Excess Revenues and Other Sources Over Expenditures and Other Uses	\$ 509,278	\$ (586,550)	\$ 734,000	\$ 709,950	\$ (260,550)	\$ (260,550)	-125.14%	-35.50%	44.42%
Beginning Fund Balance	1,867,608	2,376,886	2,376,886	3,110,886	3,110,886	3,110,886	100.00%	130.88%	130.88%
Ending Fund Balance	\$ 2,376,886	\$ 1,790,336	\$ 3,110,886	\$ 3,820,836	\$ 2,850,336	\$ 2,850,336	173.76%	91.62%	159.21%

Village of South Chicago Heights, Illinois
Operating Budget - Summary
Fiscal Year January 1, 2023 - December 31, 2023

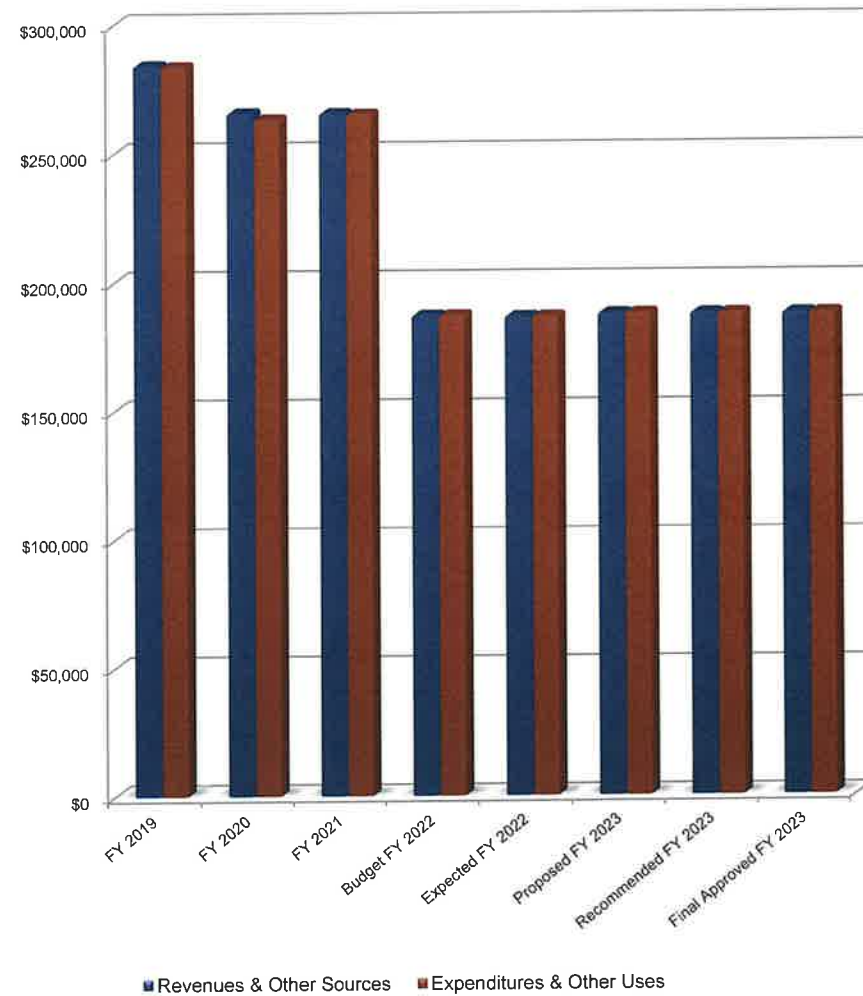
Fiscal Year 2023 Ending Fund Balance



Debt Service Fund Ending Fund Balance



Debt Service Fund Revenue and Expenditure Comparison

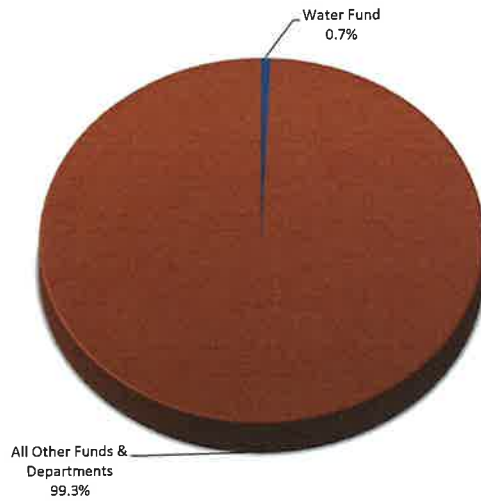


Village of South Chicago Heights, Illinois
Operating Budget - Summary
Fiscal Year January 1, 2023 - December 31, 2023

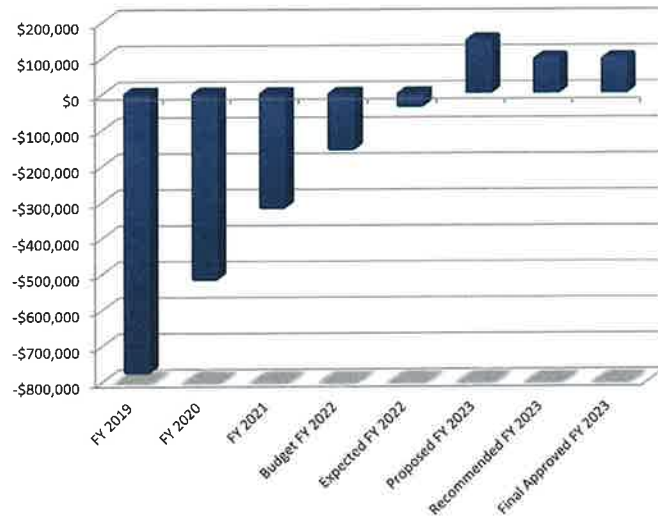
Fund / Department / Classification / Account	Actual FY 2021	Budget FY 2022	Expected FY 2022	Proposed FY 2023	Recommendec FY 2023	Final Approved FY 2023	% variance Expected /Budget	% variance Final /Expected	% variance Final /Budget
31 Debt Service Fund									
00 Nondepartmental									
Revenues									
Current Operating Revenues	\$ 178,127	\$ 175,650	\$ 182,355	\$ 187,350	\$ 187,350	\$ 187,350	103.82%	102.74%	106.66%
Total Revenues	<u>\$ 178,127</u>	<u>\$ 175,650</u>	<u>\$ 182,355</u>	<u>\$ 187,350</u>	<u>\$ 187,350</u>	<u>\$ 187,350</u>	<u>103.82%</u>	<u>102.74%</u>	<u>106.66%</u>
Debt Service Expenditures									
Fiscal Charges	\$ 475	\$ 500	\$ 0	\$ 500	\$ 500	\$ 500	0.00%	-	100.00%
Principal	181,616	110,000	110,000	115,000	115,000	115,000	100.00%	104.55%	104.55%
Interest	83,386	76,750	76,750	72,350	72,350	72,350	100.00%	94.27%	94.27%
Total Debt Service Expenditures	<u>\$ 265,477</u>	<u>\$ 187,250</u>	<u>\$ 186,750</u>	<u>\$ 187,850</u>	<u>\$ 187,850</u>	<u>\$ 187,850</u>	<u>99.73%</u>	<u>100.59%</u>	<u>100.32%</u>
Total Expenditures	<u>\$ 265,477</u>	<u>\$ 187,250</u>	<u>\$ 186,750</u>	<u>\$ 187,850</u>	<u>\$ 187,850</u>	<u>\$ 187,850</u>	<u>99.73%</u>	<u>100.59%</u>	<u>100.32%</u>
Excess Revenues Over Expenditures	<u>\$ (87,350)</u>	<u>\$ (11,600)</u>	<u>\$ (4,395)</u>	<u>\$ (500)</u>	<u>\$ (500)</u>	<u>\$ (500)</u>	<u>37.89%</u>	<u>11.38%</u>	<u>4.31%</u>
Other Financing Sources and Uses									
Transfers In	\$ 87,700	\$ 11,600	\$ 4,400	\$ 500	\$ 500	\$ 500	37.93%	11.36%	4.31%
Total Other Financing Sources and Uses	<u>\$ 87,700</u>	<u>\$ 11,600</u>	<u>\$ 4,400</u>	<u>\$ 500</u>	<u>\$ 500</u>	<u>\$ 500</u>	<u>37.93%</u>	<u>11.36%</u>	<u>4.31%</u>
Excess Revenues and Other Sources Over Expenditures and Other Uses	<u>\$ 350</u>	<u>\$ 0</u>	<u>\$ 5</u>	<u>\$ 0</u>	<u>\$ 0</u>	<u>\$ 0</u>	<u>-</u>	<u>0.00%</u>	<u>-</u>
Beginning Fund Balance	<u>3,926</u>	<u>4,276</u>	<u>4,276</u>	<u>4,281</u>	<u>4,281</u>	<u>4,281</u>	<u>100.00%</u>	<u>100.12%</u>	<u>100.12%</u>
Ending Fund Balance	<u>\$ 4,276</u>	<u>\$ 4,276</u>	<u>\$ 4,281</u>	<u>\$ 4,281</u>	<u>\$ 4,281</u>	<u>\$ 4,281</u>	<u>100.12%</u>	<u>100.00%</u>	<u>100.12%</u>

Village of South Chicago Heights, Illinois
Operating Budget - Summary
Fiscal Year January 1, 2023 - December 31, 2023

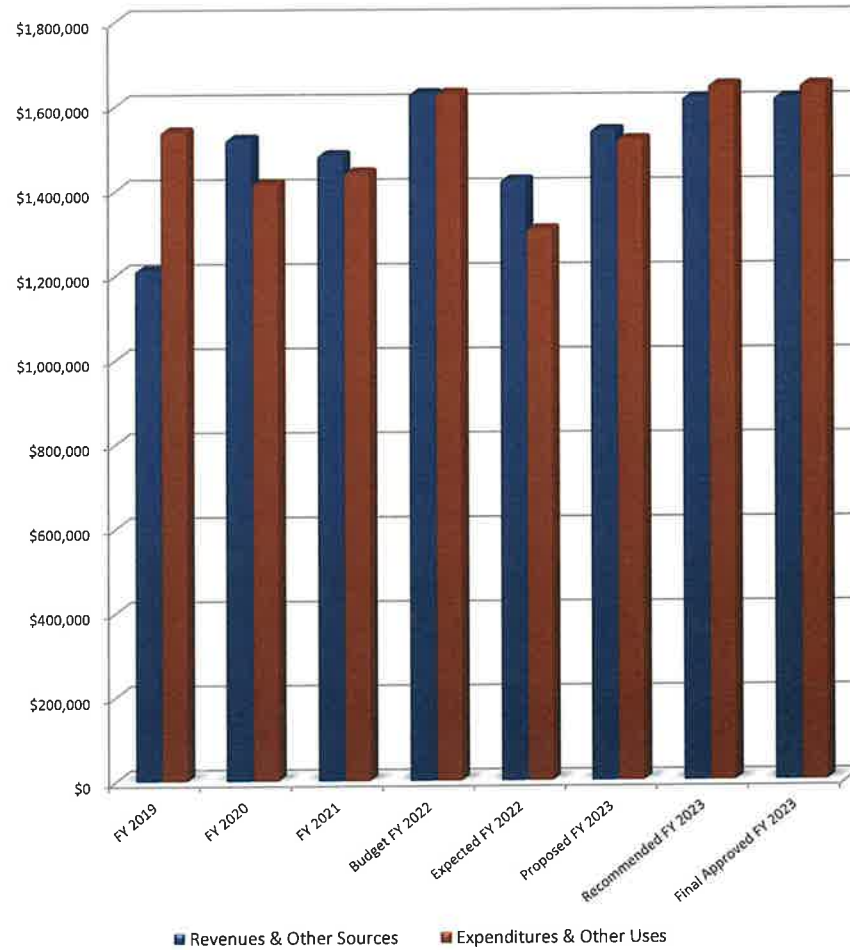
Fiscal Year 2023 Ending Fund Balance



Water Fund Ending Fund Balance



Water Fund Revenue and Expenditure Comparison



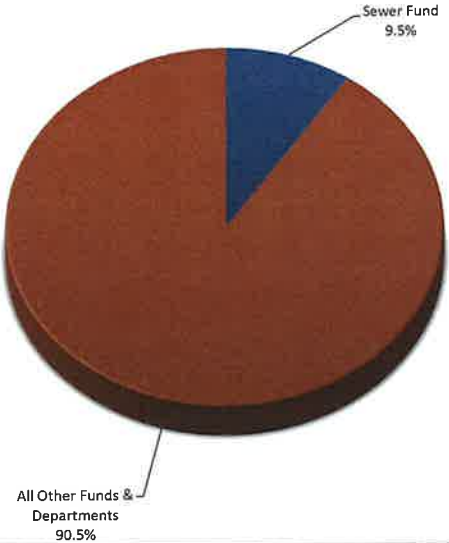
■ Revenues & Other Sources ■ Expenditures & Other Uses

Village of South Chicago Heights, Illinois
Operating Budget - Summary
Fiscal Year January 1, 2023 - December 31, 2023

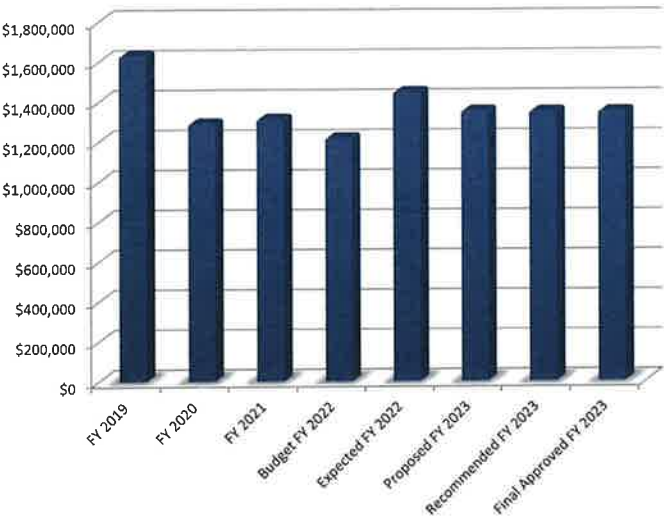
Fund / Department / Classification / Account	Actual FY 2021	Budget FY 2022	Expected FY 2022	Proposed FY 2023	Recommended FY 2023	Final Approved FY 2023	% variance Expected /Budget	% variance Final /Expected	% variance Final /Budget
61 Water Fund									
00 Nondepartmental									
Revenues									
Current Operating Revenues	\$ 1,278,457	\$ 1,529,900	\$ 1,324,050	\$ 1,541,950	\$ 1,617,200	\$ 1,617,200	86.54%	122.14%	105.71%
Total Revenues	<u>\$ 1,278,457</u>	<u>\$ 1,529,900</u>	<u>\$ 1,324,050</u>	<u>\$ 1,541,950</u>	<u>\$ 1,617,200</u>	<u>\$ 1,617,200</u>	<u>86.54%</u>	<u>122.14%</u>	<u>105.71%</u>
Expenditures									
Current Operating Expenditures									
Highway and Streets	\$ 1,088,530	\$ 1,129,350	\$ 1,101,523	\$ 1,144,245	\$ 1,241,445	\$ 1,241,445	97.54%	112.70%	109.93%
Total Current Operating Expenditures	<u>\$ 1,088,530</u>	<u>\$ 1,129,350</u>	<u>\$ 1,101,523</u>	<u>\$ 1,144,245</u>	<u>\$ 1,241,445</u>	<u>\$ 1,241,445</u>	<u>97.54%</u>	<u>112.70%</u>	<u>109.93%</u>
Capital Outlay Expenditures									
Proprietary Capital Outlay	\$ 157,427	\$ 300,000	\$ 2,000	\$ 168,000	\$ 198,000	\$ 198,000	0.67%	9900.00%	66.00%
Total Governmental Capital Outlay	<u>\$ 157,427</u>	<u>\$ 300,000</u>	<u>\$ 2,000</u>	<u>\$ 168,000</u>	<u>\$ 198,000</u>	<u>\$ 198,000</u>	<u>0.67%</u>	<u>9900.00%</u>	<u>66.00%</u>
Debt Service Expenditures									
Principal	\$ 157,173	\$ 162,035	\$ 165,053	\$ 173,120	\$ 173,120	\$ 173,120	101.86%	104.89%	106.84%
Interest	39,616	38,510	39,039	34,519	34,519	34,519	101.37%	88.42%	89.64%
Total Debt Service Expenditures	<u>\$ 196,789</u>	<u>\$ 200,545</u>	<u>\$ 204,092</u>	<u>\$ 207,639</u>	<u>\$ 207,639</u>	<u>\$ 207,639</u>	<u>101.77%</u>	<u>101.74%</u>	<u>103.54%</u>
Total Expenditures	<u>\$ 1,442,746</u>	<u>\$ 1,629,895</u>	<u>\$ 1,307,615</u>	<u>\$ 1,519,884</u>	<u>\$ 1,647,084</u>	<u>\$ 1,647,084</u>	<u>80.23%</u>	<u>125.96%</u>	<u>101.05%</u>
Excess Revenues Over Expenditures	<u>\$ (164,289)</u>	<u>\$ (99,995)</u>	<u>\$ 16,435</u>	<u>\$ 22,066</u>	<u>\$ (29,884)</u>	<u>\$ (29,884)</u>	<u>-16.44%</u>	<u>-181.84%</u>	<u>29.89%</u>
Other Financing Sources and Uses									
Transfers In	\$ 0	\$ 0	\$ 0	\$ 0	\$ 0	\$ 0	-	-	-
Proceeds	\$ 206,109	\$ 100,000	\$ 100,000	\$ 0	\$ 0	\$ 0	100.00%	0.00%	0.00%
Total Other Financing Sources and Uses	<u>\$ 206,109</u>	<u>\$ 100,000</u>	<u>\$ 100,000</u>	<u>\$ 0</u>	<u>\$ 0</u>	<u>\$ 0</u>	<u>100.00%</u>	<u>0.00%</u>	<u>0.00%</u>
Excess Revenues and Other Sources Over Expenditures and Other Uses	<u>41,820</u>	<u>5</u>	<u>116,435</u>	<u>22,066</u>	<u>(29,884)</u>	<u>(29,884)</u>	<u>#####</u>	<u>-25.67%</u>	<u>#####</u>
Beginning Fund Balance	<u>(522,344)</u>	<u>(323,351)</u>	<u>(323,351)</u>	<u>(41,863)</u>	<u>(41,863)</u>	<u>(41,863)</u>	<u>100.00%</u>	<u>12.95%</u>	<u>12.95%</u>
Eliminate principal payment expense	157,173	162,035	165,053	173,120	173,120	173,120			
Ending Fund Balance	<u>\$ (323,351)</u>	<u>\$ (161,311)</u>	<u>\$ (41,863)</u>	<u>\$ 153,322</u>	<u>\$ 101,372</u>	<u>\$ 101,372</u>	<u>25.95%</u>	<u>-242.15%</u>	<u>-62.84%</u>

Village of South Chicago Heights, Illinois
 Operating Budget - Summary
 Fiscal Year January 1, 2023 - December 31, 2023

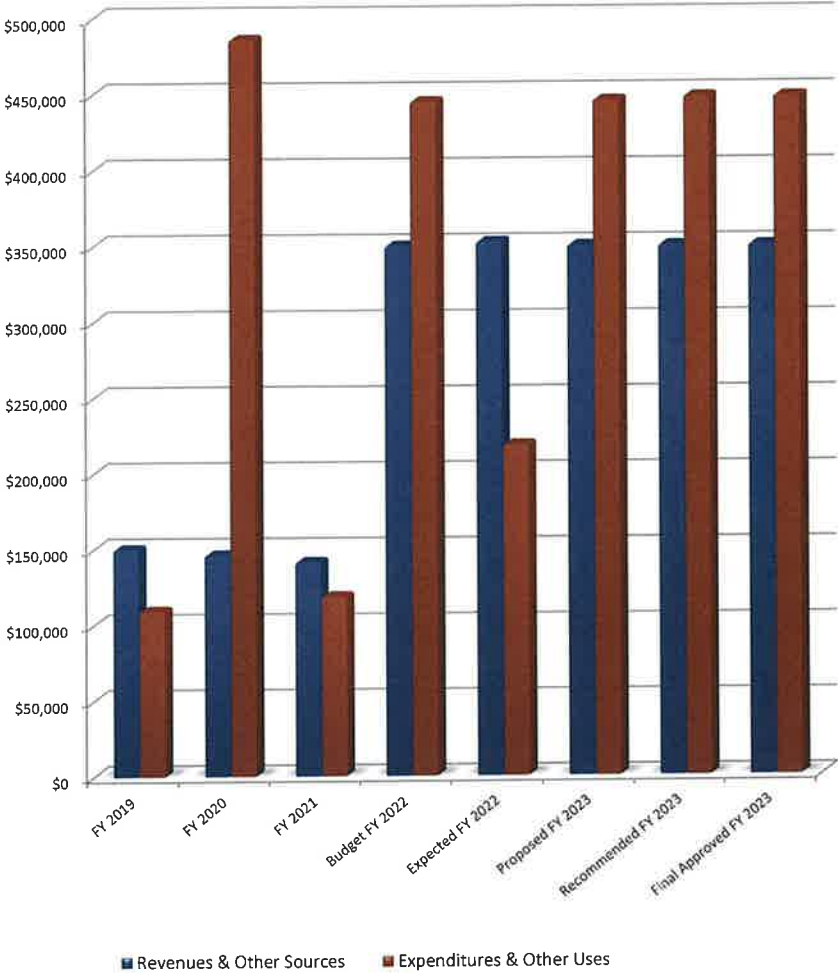
Fiscal Year 2023 Ending Fund Balance



Sewer Fund Ending Fund Balance



Sewer Fund Revenue and Expenditure Comparison

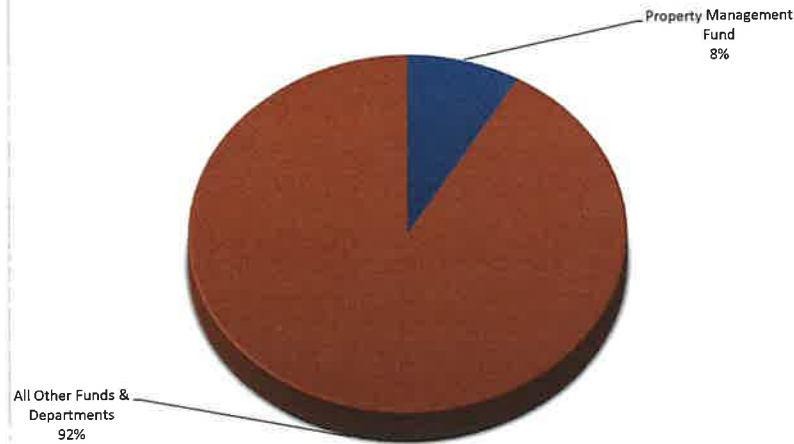


Village of South Chicago Heights, Illinois
Operating Budget - Summary
Fiscal Year January 1, 2023 - December 31, 2023

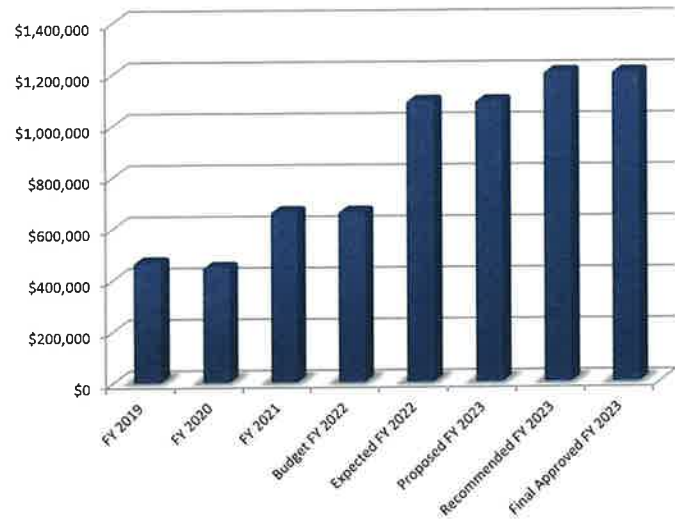
Fund / Department / Classification / Account	Actual FY 2021	Budget FY 2022	Expected FY 2022	Proposed FY 2023	Recommendec FY 2023	Final Approved FY 2023	% variance Expected /Budget	% variance Final /Expected	% variance Final /Budget
62 Sewer Fund									
00 Nondepartmental									
Revenues									
Current Operating Revenues	\$ 141,744	\$ 350,000	\$ 352,600	\$ 350,100	\$ 350,100	\$ 350,100	100.74%	99.29%	100.03%
Total Revenues	<u>\$ 141,744</u>	<u>\$ 350,000</u>	<u>\$ 352,600</u>	<u>\$ 350,100</u>	<u>\$ 350,100</u>	<u>\$ 350,100</u>	<u>100.74%</u>	<u>99.29%</u>	<u>100.03%</u>
Expenditures									
Current Operating Expenditures									
Highway and Streets	\$ 41,112	\$ 270,100	\$ 218,775	\$ 270,700	\$ 273,050	\$ 273,050	81.00%	124.81%	101.09%
Total Current Operating Expenditures	<u>\$ 41,112</u>	<u>\$ 270,100</u>	<u>\$ 218,775</u>	<u>\$ 270,700</u>	<u>\$ 273,050</u>	<u>\$ 273,050</u>	<u>81.00%</u>	<u>124.81%</u>	<u>101.09%</u>
Capital Outlay Expenditures									
Proprietary Capital Outlay	\$ 77,767	\$ 175,000	\$ 0	\$ 175,000	\$ 175,000	\$ 175,000	0.00%	-	100.00%
Total Governmental Capital Outlay	<u>\$ 77,767</u>	<u>\$ 175,000</u>	<u>\$ 0</u>	<u>\$ 175,000</u>	<u>\$ 175,000</u>	<u>\$ 175,000</u>	<u>0.00%</u>	<u>-</u>	<u>100.00%</u>
Total Expenditures	<u>\$ 118,879</u>	<u>\$ 445,100</u>	<u>\$ 218,775</u>	<u>\$ 445,700</u>	<u>\$ 448,050</u>	<u>\$ 448,050</u>	<u>49.15%</u>	<u>204.80%</u>	<u>100.66%</u>
Excess Revenues Over Expenditures	<u>\$ 22,865</u>	<u>\$ (95,100)</u>	<u>\$ 133,825</u>	<u>\$ (95,600)</u>	<u>\$ (97,950)</u>	<u>\$ (97,950)</u>	<u>-140.72%</u>	<u>-73.19%</u>	<u>103.00%</u>
Other Financing Sources and Uses									
Transfers Out	\$ 0	\$ 0	\$ 0	\$ 0	\$ 0	\$ 0	-	-	-
Total Other Financing Sources and Uses	<u>\$ 0</u>	<u>\$ 0</u>	<u>\$ 0</u>	<u>\$ 0</u>	<u>\$ 0</u>	<u>\$ 0</u>	<u>-</u>	<u>-</u>	<u>-</u>
Excess Revenues and Other Sources Over Expenditures and Other Uses	<u>22,865</u>	<u>(95,100)</u>	<u>133,825</u>	<u>(95,600)</u>	<u>(97,950)</u>	<u>(97,950)</u>	<u>-140.72%</u>	<u>-73.19%</u>	<u>103.00%</u>
Beginning Fund Balance	<u>1,291,475</u>	<u>1,314,340</u>	<u>1,314,340</u>	<u>1,448,165</u>	<u>1,448,165</u>	<u>1,448,165</u>	<u>100.00%</u>	<u>110.18%</u>	<u>110.18%</u>
Ending Fund Balance	<u>\$ 1,314,340</u>	<u>\$ 1,219,240</u>	<u>\$ 1,448,165</u>	<u>\$ 1,352,565</u>	<u>\$ 1,350,215</u>	<u>\$ 1,350,215</u>	<u>118.78%</u>	<u>93.24%</u>	<u>110.74%</u>

Village of South Chicago Heights, Illinois
Operating Budget - Summary
Fiscal Year January 1, 2023 - December 31, 2023

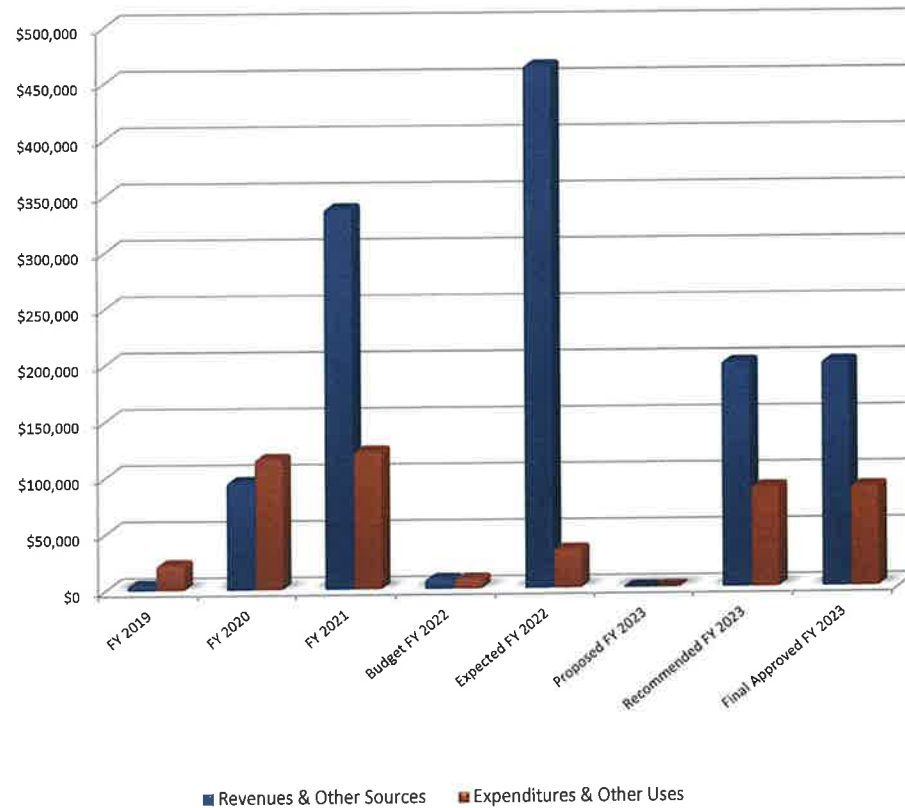
Fiscal Year 2023 Ending Fund Balance



Property Management Fund Ending Fund Balance



Property Management Fund Revenue and Expenditure Comparison

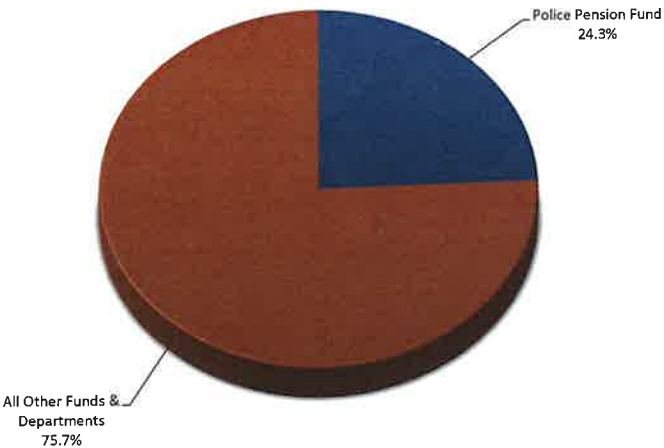


Village of South Chicago Heights, Illinois
Operating Budget - Summary
Fiscal Year January 1, 2023 - December 31, 2023

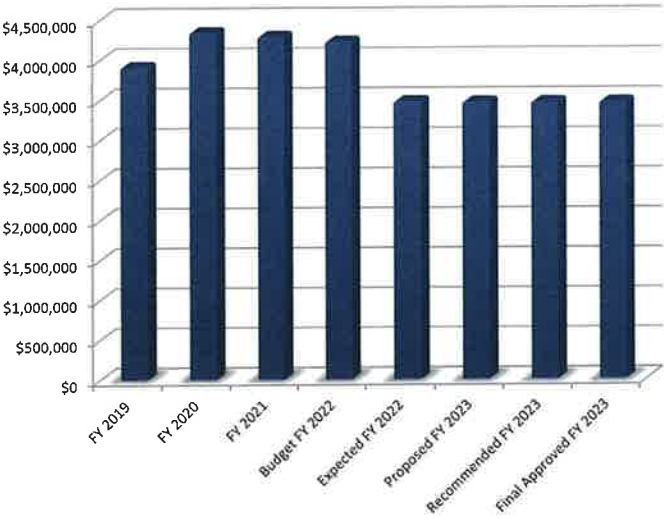
Fund / Department / Classification / Account	Actual FY 2021	Budget FY 2022	Expected FY 2022	Proposed FY 2023	Recommendec FY 2023	Final Approved FY 2023	% variance Expected /Budget	% variance Final /Expected	% variance Final /Budget
65 Property Management Fund									
00 Nondepartmental									
Revenues									
Current Operating Revenues	\$ 16,015	\$ 9,120	\$ 39,119	\$ 0	\$ 0	\$ 0	428.94%	0.00%	0.00%
Total Revenues	\$ 16,015	\$ 9,120	\$ 39,119	\$ 0	\$ 0	\$ 0	428.94%	0.00%	0.00%
Expenditures									
Current Operating Expenditures									
General Government	\$ 44,431	\$ 9,000	\$ 29,665	\$ 0	\$ 20,000	\$ 20,000	329.61%	67.42%	222.22%
Total Current Operating Expenditures	\$ 44,431	\$ 9,000	\$ 29,665	\$ 0	\$ 20,000	\$ 20,000	329.61%	67.42%	222.22%
Capital Outlay Expenditures									
Proprietary Capital Outlay	\$ 0	\$ 0	\$ 0	\$ 0	\$ 0	\$ 0	-	-	-
Total Governmental Capital Outlay	\$ 0	\$ 0	\$ 0	\$ 0	\$ 0	\$ 0	-	-	-
Total Expenditures	\$ 44,431	\$ 9,000	\$ 29,665	\$ 0	\$ 20,000	\$ 20,000	329.61%	67.42%	222.22%
Excess Revenues Over Expenditures	\$ (28,416)	\$ 120	\$ 9,454	\$ 0	\$ (20,000)	\$ (20,000)	7878.33%	-211.55%	-16666.67%
Other Financing Sources and Uses									
Transfers In	\$ 0	\$ 0	\$ 0	\$ 0	\$ 0	\$ 0	-	-	-
Transfers Out	(78,000)	0	(5,000)	0	(69,000)	(69,000)	-	1380.00%	-
Proceeds	322,000	0	425,000	0	200,000	200,000	-	47.06%	-
Total Other Financing Sources and Uses	\$ 244,000	\$ 0	\$ 420,000	\$ 0	\$ 131,000	\$ 131,000	-	31.19%	-
Excess Revenues and Other Sources Over Expenditures and Other Uses	\$ 215,584	\$ 120	\$ 429,454	\$ 0	\$ 111,000	\$ 111,000	357878.33%	25.85%	92500.00%
Beginning Fund Balance	449,981	665,565	665,565	1,095,019	1,095,019	1,095,019	100.00%	164.52%	164.52%
Ending Fund Balance	\$ 665,565	\$ 665,685	\$ 1,095,019	\$ 1,095,019	\$ 1,206,019	\$ 1,206,019	164.50%	110.14%	181.17%

Village of South Chicago Heights, Illinois
 Operating Budget - Summary
 Fiscal Year January 1, 2023 - December 31, 2023

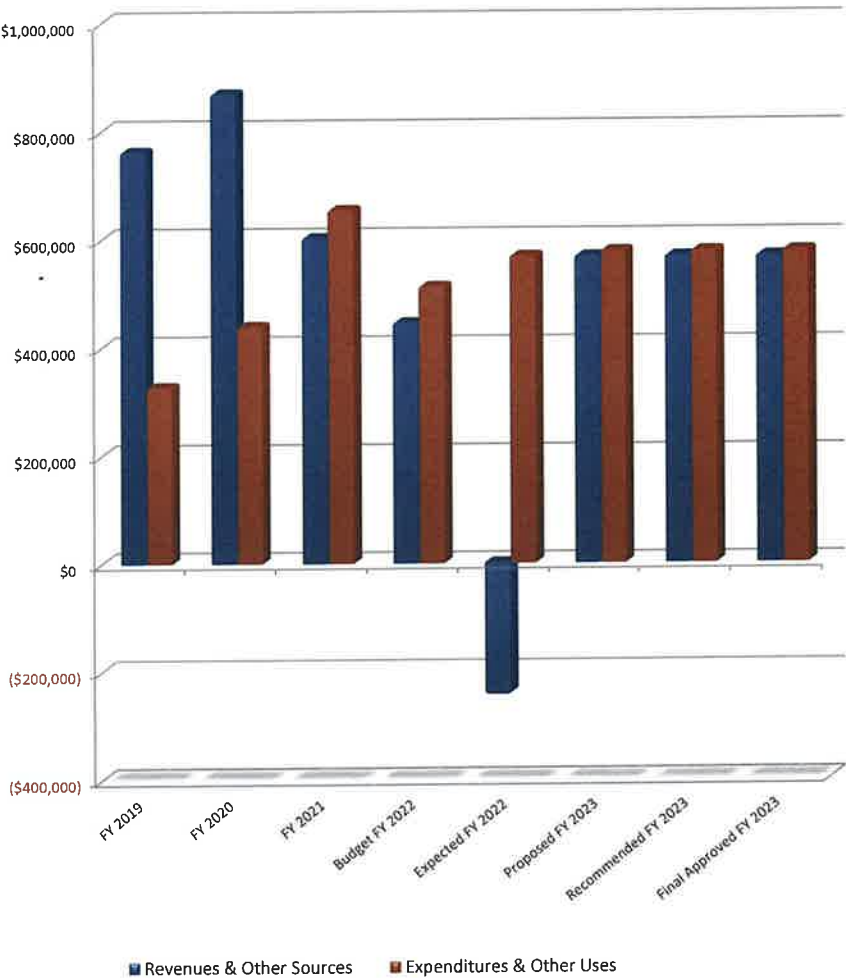
Fiscal Year 2023 Ending Fund Balance



Police Pension Fund Ending Fund Balance



Police Pension Fund Revenue and Expenditure Comparison

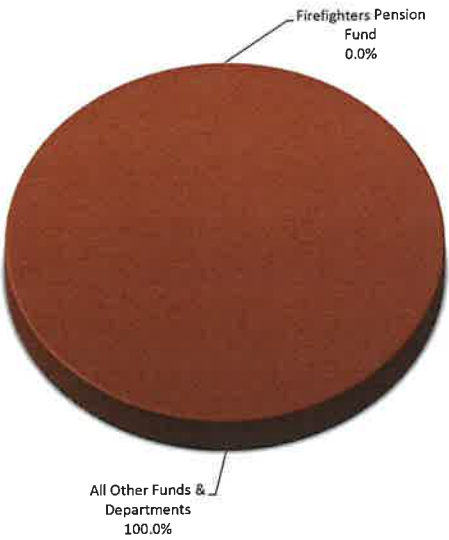


Village of South Chicago Heights, Illinois
Operating Budget - Summary
Fiscal Year January 1, 2023 - December 31, 2023

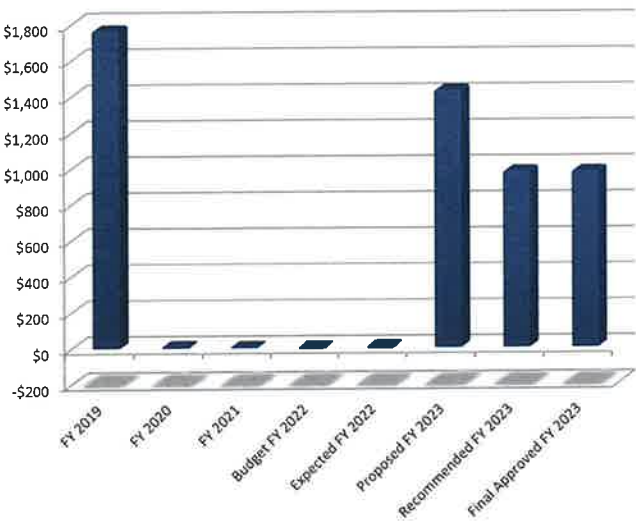
Fund / Department / Classification / Account	Actual FY 2021	Budget FY 2022	Expected FY 2022	Proposed FY 2023	Recommendec FY 2023	Final Approved FY 2023	% variance Expected /Budget	% variance Final /Expected	% variance Final /Budget
81 Police Pension Fund									
00 Nondepartmental									
Revenues									
Current Operating Revenues	\$ 603,662	\$ 446,225	\$ (245,025)	\$ 569,200	\$ 569,200	\$ 569,200	-54.91%	-232.30%	127.56%
Total Revenues	<u>\$ 603,662</u>	<u>\$ 446,225</u>	<u>\$ (245,025)</u>	<u>\$ 569,200</u>	<u>\$ 569,200</u>	<u>\$ 569,200</u>	<u>-54.91%</u>	<u>-232.30%</u>	<u>127.56%</u>
Expenditures									
Current Operating Expenditures									
Public Safety	\$ 654,953	\$ 513,131	\$ 569,510	\$ 578,550	\$ 578,550	\$ 578,550	110.99%	101.59%	112.75%
Total Current Operating Expenditures	<u>\$ 654,953</u>	<u>\$ 513,131</u>	<u>\$ 569,510</u>	<u>\$ 578,550</u>	<u>\$ 578,550</u>	<u>\$ 578,550</u>	<u>110.99%</u>	<u>101.59%</u>	<u>112.75%</u>
Total Expenditures	<u>\$ 654,953</u>	<u>\$ 513,131</u>	<u>\$ 569,510</u>	<u>\$ 578,550</u>	<u>\$ 578,550</u>	<u>\$ 578,550</u>	<u>110.99%</u>	<u>101.59%</u>	<u>112.75%</u>
Excess Revenues Over Expenditures	<u>\$ (51,291)</u>	<u>\$ (66,906)</u>	<u>\$ (814,535)</u>	<u>\$ (9,350)</u>	<u>\$ (9,350)</u>	<u>\$ (9,350)</u>	<u>1217.43%</u>	<u>1.15%</u>	<u>13.97%</u>
Beginning Fund Balance	<u>4,348,614</u>	<u>4,297,323</u>	<u>4,297,323</u>	<u>3,482,788</u>	<u>3,482,788</u>	<u>3,482,788</u>	<u>100.00%</u>	<u>81.05%</u>	<u>81.05%</u>
Ending Fund Balance	<u>\$ 4,297,323</u>	<u>\$ 4,230,417</u>	<u>\$ 3,482,788</u>	<u>\$ 3,473,438</u>	<u>\$ 3,473,438</u>	<u>\$ 3,473,438</u>	<u>82.33%</u>	<u>99.73%</u>	<u>82.11%</u>

Village of South Chicago Heights, Illinois
 Operating Budget - Summary
 Fiscal Year January 1, 2023 - December 31, 2023

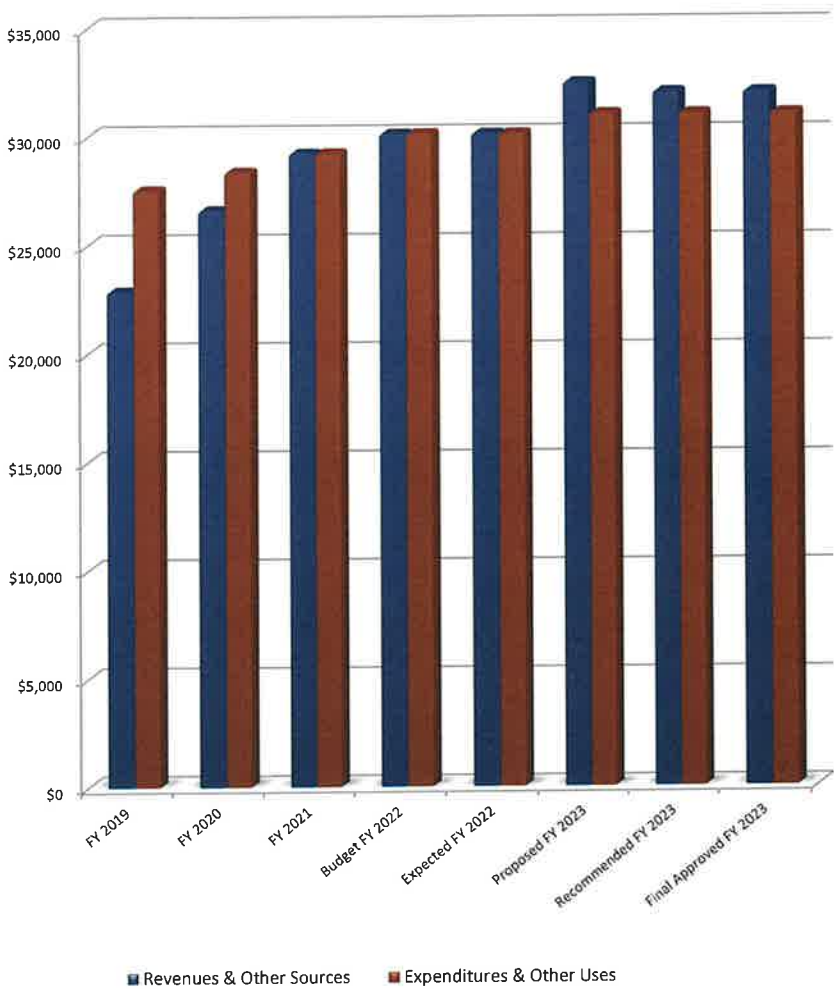
Fiscal Year 2023 Ending Fund Balance



Firefighters Pension Fund Ending Fund Balance



Firefighters Pension Fund Revenue and Expenditure Comparison



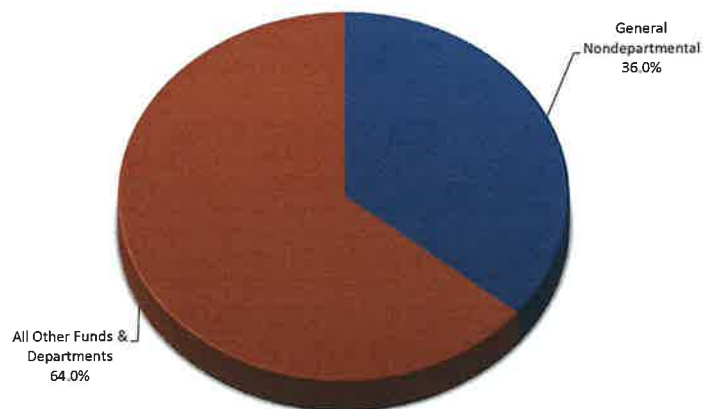
Village of South Chicago Heights, Illinois
Operating Budget - Summary
Fiscal Year January 1, 2023 - December 31, 2023

Fund / Department / Classification / Account	Actual FY 2021	Budget FY 2022	Expected FY 2022	Proposed FY 2023	Recommendec FY 2023	Final Approved FY 2023	% variance Expected /Budget	% variance Final /Expected	% variance Final /Budget
82 Firefighters Pension Fund									
00 Nondepartmental									
Revenues									
Current Operating Revenues	\$ 29,246	\$ 30,130	\$ 30,135	\$ 32,475	\$ 32,025	\$ 32,025	100.02%	106.27%	106.29%
Total Revenues	<u>\$ 29,246</u>	<u>\$ 30,130</u>	<u>\$ 30,135</u>	<u>\$ 32,475</u>	<u>\$ 32,025</u>	<u>\$ 32,025</u>	<u>100.02%</u>	<u>106.27%</u>	<u>106.29%</u>
Expenditures									
Current Operating Expenditures									
Public Safety	\$ 29,250	\$ 30,135	\$ 30,135	\$ 31,046	\$ 31,046	\$ 31,046	100.00%	103.02%	103.02%
Total Current Operating Expenditures	<u>\$ 29,250</u>	<u>\$ 30,135</u>	<u>\$ 30,135</u>	<u>\$ 31,046</u>	<u>\$ 31,046</u>	<u>\$ 31,046</u>	<u>100.00%</u>	<u>103.02%</u>	<u>103.02%</u>
Total Expenditures	<u>\$ 29,250</u>	<u>\$ 30,135</u>	<u>\$ 30,135</u>	<u>\$ 31,046</u>	<u>\$ 31,046</u>	<u>\$ 31,046</u>	<u>100.00%</u>	<u>103.02%</u>	<u>103.02%</u>
Excess Revenues Over Expenditures	<u>\$ (4)</u>	<u>\$ (5)</u>	<u>\$ (0)</u>	<u>\$ 1,429</u>	<u>\$ 979</u>	<u>\$ 979</u>	<u>8.00%</u>	<u>#####</u>	<u>-19580.76%</u>
Beginning Fund Balance	<u>8</u>	<u>4</u>	<u>4</u>	<u>4</u>	<u>4</u>	<u>4</u>	<u>100.00%</u>	<u>90.00%</u>	<u>90.00%</u>
Ending Fund Balance	<u>\$ 4</u>	<u>\$ (1)</u>	<u>\$ 4</u>	<u>\$ 1,433</u>	<u>\$ 983</u>	<u>\$ 983</u>	<u>-360.00%</u>	<u>27295.50%</u>	<u>-98263.80%</u>

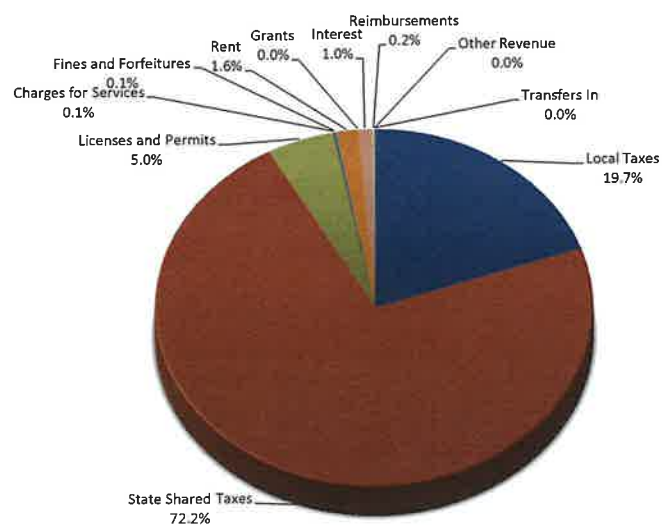
Fund and Department Detail

Village of South Chicago Heights, Illinois
Operating Budget - Revenues and Other Financing Sources
Fiscal Year January 1, 2023 - December 31, 2023

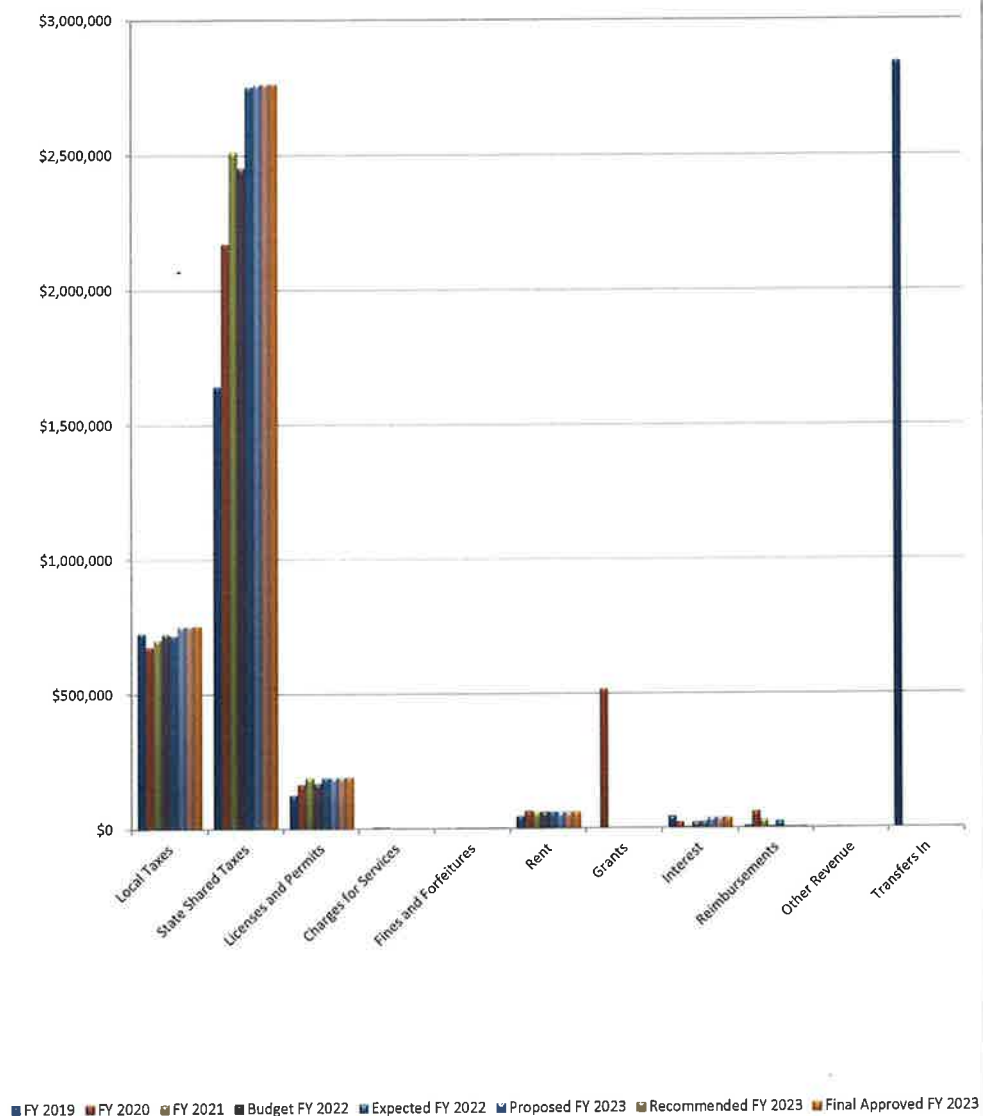
Fiscal Year 2023



General Fund Nondepartmental Fiscal Year 2023



General Fund Nondepartmental Revenue Trend



Village of South Chicago Heights, Illinois
Operating Budget - Revenues and Other Financing Sources
Fiscal Year January 1, 2023 - December 31, 2023

Fund / Department / Classification / Account	Actual FY 2021	Budget FY 2022	Expected FY 2022	Proposed FY 2023	Recommended FY 2023	Final Approved FY 2023	% variance Expected /Budget	% variance Final /Expected	% variance Final /Budget
01 General Fund									
00 Nondepartmental									
Current Operating Revenues									
4000 Local Taxes									
4010 Property Tax - Corporate Levy	\$ 199,390	\$ 203,000	\$ 166,500	\$ 215,000	\$ 220,000	\$ 220,000	82.02%	132.13%	108.37%
4017 Property Tax - IMRF Levy	152,582	156,325	142,750	125,000	120,000	120,000	91.32%	84.06%	76.76%
4040 Utility Tax - Electric	280,646	300,000	286,500	290,000	290,000	290,000	95.50%	101.22%	96.67%
4045 Utility Tax - Natural Gas	71,235	65,000	123,500	125,000	125,000	125,000	190.00%	101.21%	192.31%
Total Local Taxes	\$ 703,853	\$ 724,325	\$ 719,250	\$ 755,000	\$ 755,000	\$ 755,000	99.30%	104.97%	104.23%
4100 State Shared Taxes									
4110 State Sales Tax	\$ 1,006,698	\$ 975,000	\$ 1,050,000	\$ 1,100,000	\$ 1,100,000	\$ 1,100,000	107.69%	104.76%	112.82%
4115 Home Rule Sales Tax	573,865	525,000	600,000	625,000	625,000	625,000	114.29%	104.17%	119.05%
4120 Telecommunications Tax	43,539	50,000	39,300	37,500	37,500	37,500	78.60%	95.42%	75.00%
4130 State Income Tax	556,828	550,000	699,000	650,000	650,000	650,000	127.09%	92.99%	118.18%
4140 State Use Tax	163,391	200,000	165,350	165,000	165,000	165,000	82.68%	99.79%	82.50%
4150 Personal Property Replacement Tax	45,284	32,000	61,875	55,000	55,000	55,000	193.36%	88.89%	171.88%
4170 Video Gaming Tax	118,520	115,000	131,000	125,000	125,000	125,000	113.91%	95.42%	108.70%
4180 State Cannabis Use Tax	5,839	5,000	7,525	8,000	8,000	8,000	150.50%		
Total State Shared Taxes	\$ 2,513,964	\$ 2,452,000	\$ 2,754,050	\$ 2,765,500	\$ 2,765,500	\$ 2,765,500	112.32%	100.42%	112.79%
4200 Licenses and Permits									
4206 License - Auto body shops	\$ 600	\$ 600	\$ 600	\$ 600	\$ 600	\$ 600	100.00%	100.00%	100.00%
4207 License - Auto courts & mobile home pks	1,150	1,150	1,150	1,150	1,150	1,150	100.00%	100.00%	100.00%
4208 License - Auto parts dealers	1,400	1,400	1,400	1,400	1,400	1,400	100.00%	100.00%	100.00%
4209 License - Auto repair & tire repair shops	4,525	4,000	4,950	4,950	4,950	4,950	123.75%	100.00%	123.75%
4210 License - Auto sales, new & used	2,850	3,000	3,500	3,500	3,500	3,500	116.67%	100.00%	116.67%
4211 License - Barber & beauty shops	2,100	2,100	2,200	2,200	2,200	2,200	104.76%	100.00%	104.76%
4212 License - Billiards tables	800	800	900	900	900	900	112.50%	100.00%	112.50%
4214 License - Business, general	35,550	32,000	34,500	35,000	35,000	35,000	107.81%	101.45%	109.38%
4216 License - Cigarette & tobacco dealer	800	800	800	800	800	800	100.00%	100.00%	100.00%
4217 License - Coin op amusement & game rms	56,175	45,000	55,000	55,000	55,000	55,000	122.22%	100.00%	122.22%
4218 License - Coin operated vending	4,125	4,100	4,000	4,000	4,000	4,000	97.56%	100.00%	97.56%
4220 License - Delivery trucks & truckers	200	200	200	200	200	200	100.00%	100.00%	100.00%
4224 License - Food dealers	8,050	7,600	8,000	8,000	8,000	8,000	105.26%	100.00%	105.26%
4227 License - Gasoline storage	225	200	200	200	200	200	100.00%	100.00%	100.00%
4231 License - Junk dealers & scavengers	880	900	880	880	880	880	97.78%	100.00%	97.78%
4233 License - Machine plants	1,800	1,800	1,800	1,800	1,800	1,800	100.00%	100.00%	100.00%
4236 License - Nursing homes	1,000	1,000	1,000	1,000	1,000	1,000	100.00%	100.00%	100.00%
4237 License - Outdoor advertisers	1,700	1,700	1,700	1,700	1,700	1,700	100.00%	100.00%	100.00%
4238 License - Paint shops	300	300	300	300	300	300	100.00%	100.00%	100.00%
4240 License - Peddlers, flea mkt & itinerent dlrs	120	150	170	170	170	170	113.33%	100.00%	113.33%
4241 License - Plumbing & heating suppliers	25	50	25	25	25	25	50.00%	100.00%	50.00%
4242 License - Raffles	25	25	25	25	25	25	100.00%	100.00%	100.00%
4243 License - Restaurants	5,600	5,550	5,500	5,500	5,500	5,500	99.10%	100.00%	99.10%
4244 License - Service stations	900	600	600	600	600	600	100.00%	100.00%	100.00%
4250 License - Alcoholic Liquor Class A	7,625	7,000	7,500	7,500	7,500	7,500	107.14%	100.00%	107.14%

Village of South Chicago Heights, Illinois
Operating Budget - Revenues and Other Financing Sources
Fiscal Year January 1, 2023 - December 31, 2023

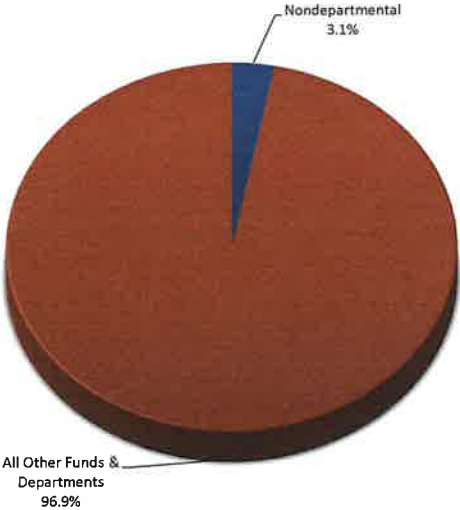
Fund / Department / Classification / Account	Actual FY 2021	Budget FY 2022	Expected FY 2022	Proposed FY 2023	Recommended FY 2023	Final Approved FY 2023	% variance Expected /Budget	% variance Final /Expected	% variance Final /Budget
01 General Fund									
00 Nondepartmental									
Current Operating Revenues									
4251 License - Alcoholic Liquor Class B	1,250	0	1,500	1,500	1,500	1,500	-	100.00%	-
4252 License - Alcoholic Liquor Class C	5,050	5,000	5,950	6,000	6,000	6,000	119.00%	100.84%	120.00%
4255 License - Alcoholic Liquor Class F1 & F2	1,200	1,200	1,450	1,450	1,450	1,450	120.83%	100.00%	120.83%
4257 License - Alcoholic Liquor Class H	600	600	650	650	650	650	108.33%	100.00%	108.33%
4258 License - Alcoholic Liquor Class T	1,000	800	900	900	900	900	112.50%	100.00%	112.50%
4259 License - Alcoholic Liquor Class J	2,250	2,250	3,000	3,000	3,000	3,000	133.33%	100.00%	133.33%
4268 License - Domestic Animal	95	125	100	100	100	100	80.00%	100.00%	80.00%
4289 Permit Fee - Solicitor	350	500	350	350	350	350	70.00%	100.00%	70.00%
4295 Franchise Fee - Cable TV	39,457	38,000	39,000	40,000	40,000	40,000	102.63%	102.56%	105.26%
Total Licenses and Permits	\$ 189,777	\$ 170,500	\$ 189,800	\$ 191,350	\$ 191,350	\$ 191,350	111.32%	100.82%	112.23%
4300 Charges for Services									
4335 Filing & Variance Fee	\$ 9,000	\$ 2,500	\$ 4,500	\$ 3,000	\$ 3,000	3,000	180.00%	66.67%	120.00%
4399 Other Charges For Services	425	0	50	100	100	\$ 100	-	200.00%	-
Total Charges for Services	\$ 9,425	\$ 2,500	\$ 4,550	\$ 3,100	\$ 3,100	\$ 3,100	182.00%	68.13%	124.00%
4500 Fines and Forfeitures									
4550 Late Payment Penalty	\$ 5,650	\$ 2,500	\$ 4,000	\$ 4,500	\$ 4,500	\$ 4,500	160.00%	112.50%	180.00%
4560 NSF Check Charge	275	150	300	250	250	250	200.00%	83.33%	166.67%
Total Fines and Forfeitures	\$ 5,925	\$ 2,650	\$ 4,300	\$ 4,750	\$ 4,750	\$ 4,750	162.26%	110.47%	179.25%
4600 Rent									
4610 Building Rentals	\$ 49,716	\$ 49,700	\$ 49,715	\$ 49,700	\$ 49,700	\$ 49,700	100.03%	99.97%	100.00%
4615 Antenna Site Lease	11,573	11,925	11,925	12,000	12,000	12,000	100.00%	100.63%	100.63%
4649 Other Rentals	100	300	200	200	200	200	66.67%	100.00%	66.67%
Total Rent	\$ 61,389	\$ 61,925	\$ 61,840	\$ 61,900	\$ 61,900	\$ 61,900	99.86%	100.10%	99.96%
4650 Grants									
4651 Federal Grants	\$ 0	\$ 0	\$ 0	\$ 0	\$ 0	\$ 0	-	-	-
Total Grants	\$ 0	\$ 0	\$ 0	\$ 0	\$ 0	\$ 0	-	-	-
4750 Interest									
4760 Interest From Deposits	\$ 837	\$ 2,000	\$ 25,000	\$ 20,000	\$ 20,000	\$ 20,000	1250.00%	80.00%	1000.00%
4770 Interest From Investments	23,210	20,000	25,000	20,000	20,000	20,000	125.00%	80.00%	100.00%
4790 Increase in Fair Value of Investments	(18,559)	0	(25,000)	0	0	0	-	0.00%	-
Total Interest	\$ 5,488	\$ 22,000	\$ 25,000	\$ 40,000	\$ 40,000	\$ 40,000	113.64%	160.00%	181.82%
4800 Reimbursements									
4815 Expense Reimbursement	\$ 293	\$ 2,500	\$ 250	\$ 2,500	\$ 2,500	2,500	10.00%	1000.00%	100.00%
4820 Insurance Reimbursement	32,094	5,000	25,000	5,000	5,000	5,000	500.00%	20.00%	100.00%
4849 Other Reimbursements	0	0	150	0	0	0	-	0.00%	-
Total Reimbursements	\$ 32,387	\$ 7,500	\$ 25,400	\$ 7,500	\$ 7,500	\$ 7,500	338.67%	29.53%	100.00%

Village of South Chicago Heights, Illinois
Operating Budget - Revenues and Other Financing Sources
Fiscal Year January 1, 2023 - December 31, 2023

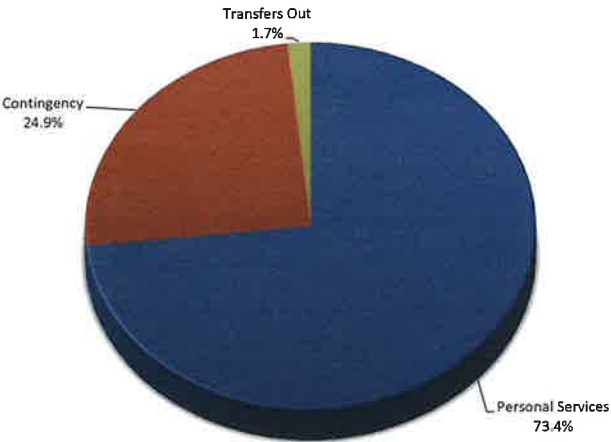
Fund / Department / Classification / Account	Actual FY 2021	Budget FY 2022	Expected FY 2022	Proposed FY 2023	Recommended FY 2023	Final Approved FY 2023	% variance Expected /Budget	% variance Final /Expected	% variance Final /Budget
01 General Fund									
00 Nondepartmental									
Current Operating Revenues									
4900 Other Revenue									
4910 Donations	\$ 3,500	\$ 500	\$ 0	\$ 500	\$ 500	\$ 500	0.00%	-	100.00%
4920 Commissions	397	0	450	0	0	0	-	0.00%	-
4990 Cash Over / Short	4	0	0	0	0	0	-	-	-
Total Other Revenue	<u>\$ 3,901</u>	<u>\$ 500</u>	<u>\$ 450</u>	<u>\$ 500</u>	<u>\$ 500</u>	<u>\$ 500</u>	<u>90.00%</u>	<u>111.11%</u>	<u>100.00%</u>
Total Current Operating Revenues	<u>\$ 3,526,109</u>	<u>\$ 3,443,900</u>	<u>\$ 3,784,640</u>	<u>\$ 3,829,600</u>	<u>\$ 3,829,600</u>	<u>\$ 3,829,600</u>	<u>109.89%</u>	<u>101.19%</u>	<u>111.20%</u>
Other Financing Sources and Uses									
Transfers In									
8012 From Non-home Rule Sales Taxes Fund	\$ 0	\$ 0	\$ 0	\$ 0	\$ 0	\$ 0	-	-	-
Total Transfers In	<u>\$ 0</u>	<u>\$ 0</u>	<u>\$ 0</u>	<u>\$ 0</u>	<u>\$ 0</u>	<u>\$ 0</u>	<u>-</u>	<u>-</u>	<u>-</u>
Total Other Financing Sources and Uses	<u>\$ 0</u>	<u>\$ 0</u>	<u>\$ 0</u>	<u>\$ 0</u>	<u>\$ 0</u>	<u>\$ 0</u>	<u>-</u>	<u>-</u>	<u>-</u>
Total Nondepartmental	<u>\$ 3,526,109</u>	<u>\$ 3,443,900</u>	<u>\$ 3,784,640</u>	<u>\$ 3,829,600</u>	<u>\$ 3,829,600</u>	<u>\$ 3,829,600</u>	<u>109.89%</u>	<u>101.19%</u>	<u>111.20%</u>

Village of South Chicago Heights, Illinois
Operating Budget - Expenditures, Expenses and Other Financing Uses
Fiscal Year January 1, 2023 - December 31, 2023

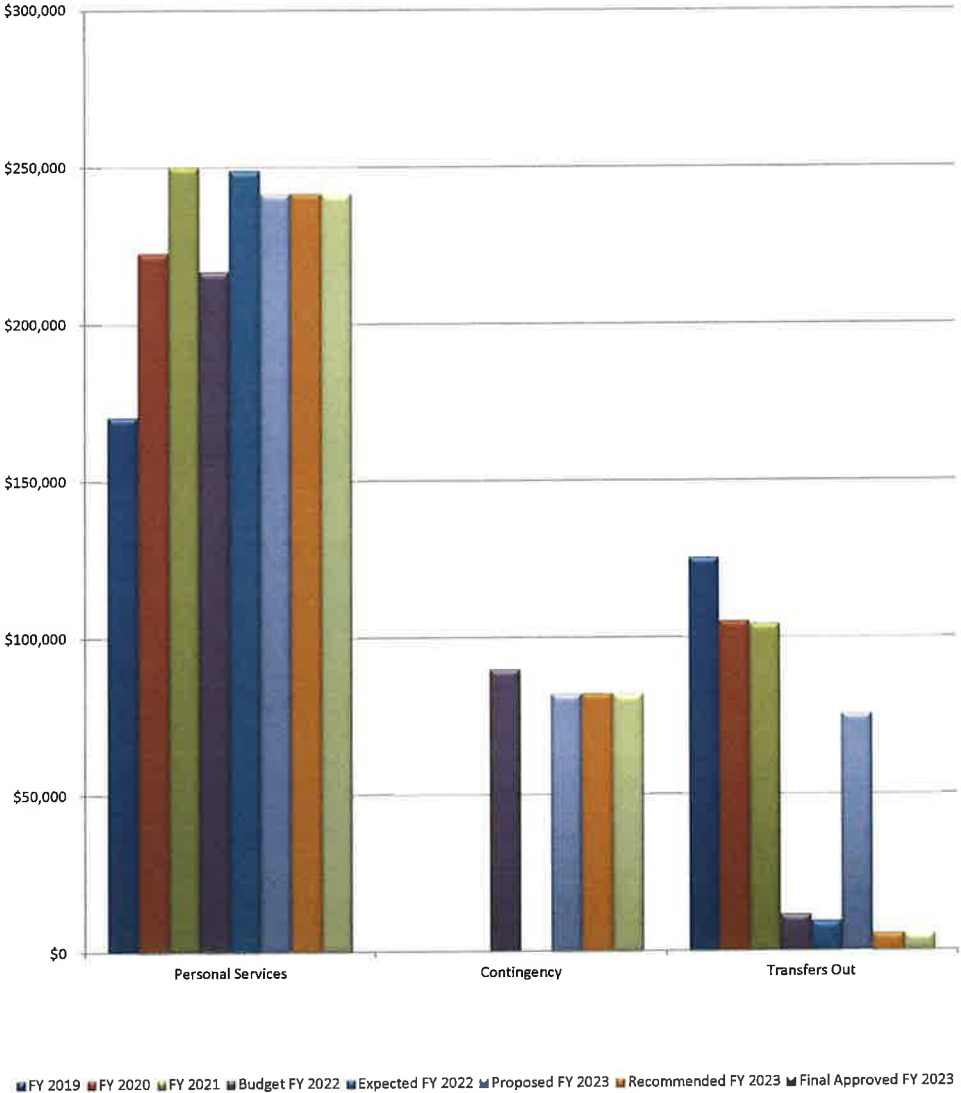
Fiscal Year 2023



General Fund Nondepartmental Fiscal Year 2023



General Fund Nondepartmental Expenditure Trend

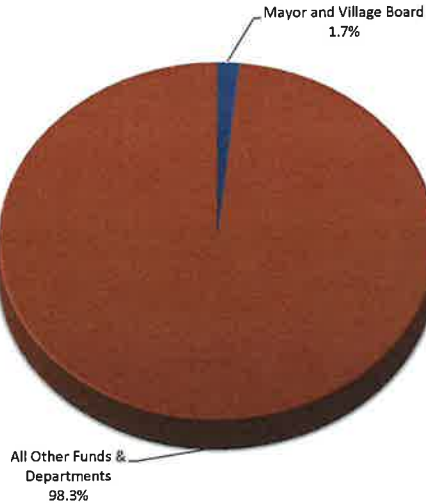


Village of South Chicago Heights, Illinois
Operating Budget - Expenditures, Expenses and Other Financing Uses
Fiscal Year January 1, 2023 - December 31, 2023

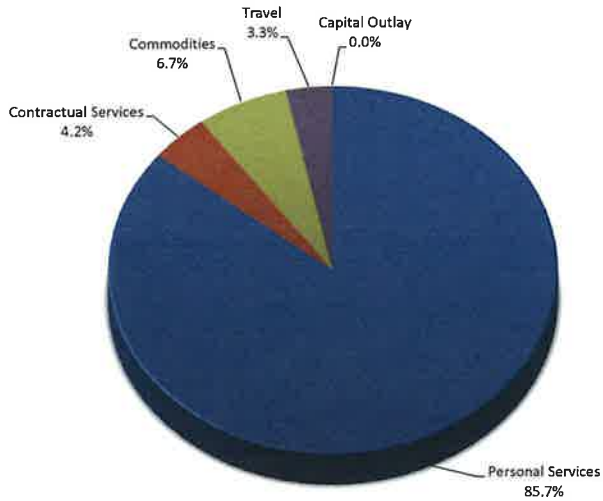
Fund / Department / Classification / Account	Actual FY 2021	Budget FY 2022	Expected FY 2022	Proposed FY 2023	Recommended FY 2023	Final Approved FY 2023	% variance Expected /Budget	% variance Final /Expected	% variance Final /Budget
01 General Fund									
00 Nondepartmental									
Expenditures									
Current Operating Expenditures									
General Government									
5000-5100 Personal Services									
5100 Benefits									
5150 Insurance - Group Medical	\$ 237,071	\$ 202,884	\$ 237,710	\$ 230,132	\$ 230,132	\$ 230,132	117.17%	96.81%	113.43%
5160 Insurance - Group Dental	13,217	13,983	11,389	11,534	11,534	11,534	81.45%	101.27%	82.49%
Total Benefits	<u>\$ 250,288</u>	<u>\$ 216,867</u>	<u>\$ 249,099</u>	<u>\$ 241,667</u>	<u>\$ 241,667</u>	<u>\$ 241,667</u>	<u>114.86%</u>	<u>97.02%</u>	<u>111.44%</u>
Total Personal Services	<u>\$ 250,288</u>	<u>\$ 216,867</u>	<u>\$ 249,099</u>	<u>\$ 241,667</u>	<u>\$ 241,667</u>	<u>\$ 241,667</u>	<u>114.86%</u>	<u>97.02%</u>	<u>111.44%</u>
5900 Contingency									
5910 Contingencies	\$ 0	\$ 90,000	\$ 0	\$ 82,100	\$ 82,100	\$ 82,100	0.00%	-	91.22%
Contingency				25,000	25,000	25,000			
Non-union COLA & merit wage adjustments				57,100	57,100	57,100			
Total Contingency	<u>\$ 0</u>	<u>\$ 90,000</u>	<u>\$ 0</u>	<u>\$ 82,100</u>	<u>\$ 82,100</u>	<u>\$ 82,100</u>	<u>0.00%</u>	<u>-</u>	<u>91.22%</u>
Total General Government	<u>\$ 250,288</u>	<u>\$ 306,867</u>	<u>\$ 249,099</u>	<u>\$ 323,767</u>	<u>\$ 323,767</u>	<u>\$ 323,767</u>	<u>81.17%</u>	<u>129.98%</u>	<u>105.51%</u>
Total Current Operating Expenditures	<u>\$ 250,288</u>	<u>\$ 306,867</u>	<u>\$ 249,099</u>	<u>\$ 323,767</u>	<u>\$ 323,767</u>	<u>\$ 323,767</u>	<u>81.17%</u>	<u>129.98%</u>	<u>105.51%</u>
Total Expenditures	<u>\$ 250,288</u>	<u>\$ 306,867</u>	<u>\$ 249,099</u>	<u>\$ 323,767</u>	<u>\$ 323,767</u>	<u>\$ 323,767</u>	<u>81.17%</u>	<u>129.98%</u>	<u>105.51%</u>
Other Financing Sources and Uses									
Transfers Out									
9031 To Debt Service Fund	\$ 87,700	\$ 11,600	\$ 4,400	\$ 500	\$ 500	\$ 500	37.93%	11.36%	4.31%
9043 To CDBG Project Fund	16,625	0	5,000	75,150	5,000	5,000	-	100.00%	-
9065 To Property Management Fund	0	0	0	0	0	0	-	-	-
Total Transfers Out	<u>\$ 104,325</u>	<u>\$ 11,600</u>	<u>\$ 9,400</u>	<u>\$ 75,650</u>	<u>\$ 5,500</u>	<u>\$ 5,500</u>	<u>81.03%</u>	<u>58.51%</u>	<u>47.41%</u>
Total Other Financing Sources and Uses	<u>\$ 104,325</u>	<u>\$ 11,600</u>	<u>\$ 9,400</u>	<u>\$ 75,650</u>	<u>\$ 5,500</u>	<u>\$ 5,500</u>	<u>81.03%</u>	<u>58.51%</u>	<u>47.41%</u>
Total Nondepartmental	<u>\$ 354,613</u>	<u>\$ 318,467</u>	<u>\$ 258,499</u>	<u>\$ 399,417</u>	<u>\$ 329,267</u>	<u>\$ 329,267</u>	<u>81.17%</u>	<u>127.38%</u>	<u>103.39%</u>

Village of South Chicago Heights, Illinois
Operating Budget - Expenditures, Expenses and Other Financing Uses
Fiscal Year January 1, 2023 - December 31, 2023

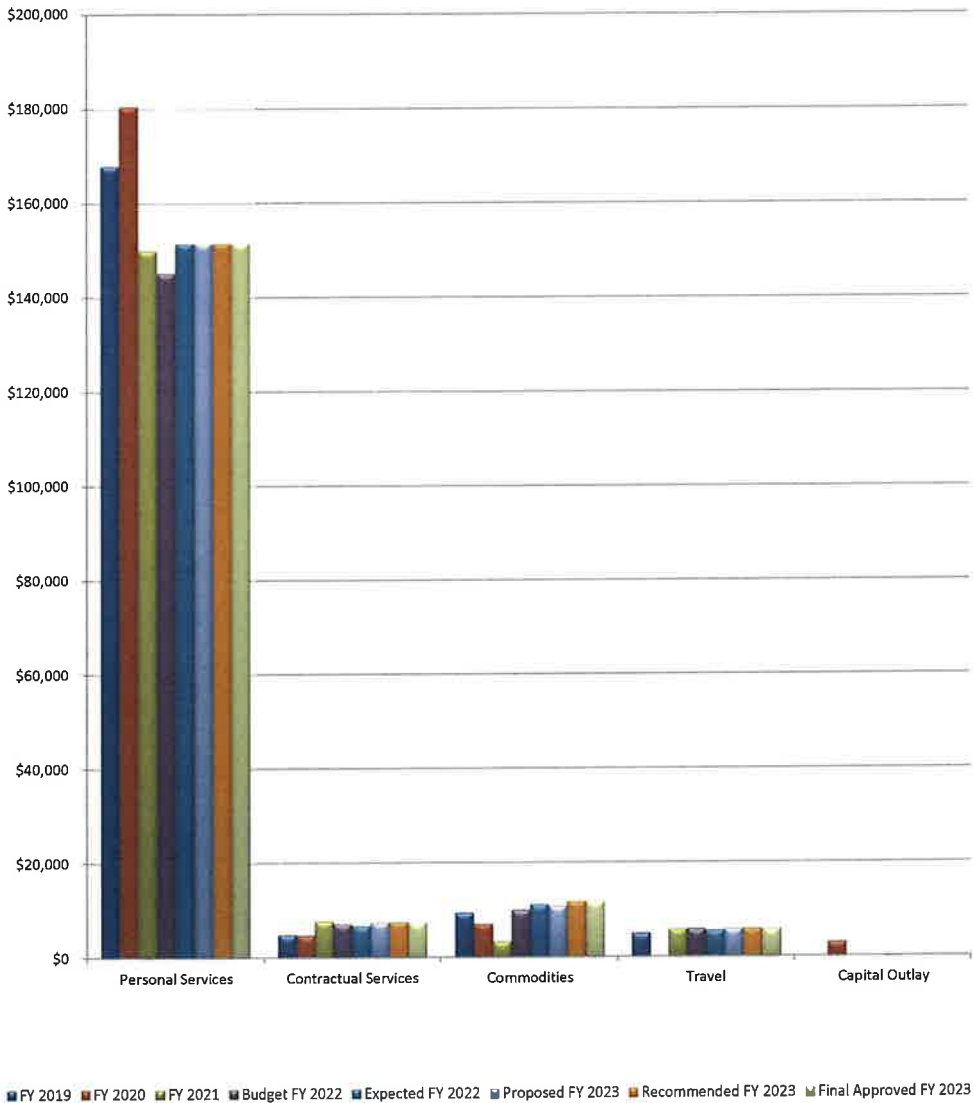
Fiscal Year 2023



Mayor & Village Board Fiscal Year 2023



Mayor & Village Board Expenditure Trend



Village of South Chicago Heights, Illinois
Operating Budget - Expenditures, Expenses and Other Financing Uses
Fiscal Year January 1, 2023 - December 31, 2023

Fund / Department / Classification / Account	Actual FY 2021	Budget FY 2022	Expected FY 2022	Proposed FY 2023	Recommended FY 2023	Final Approved FY 2023	% variance Expected /Budget	% variance Final /Expected	% variance Final /Budget
01 General Fund									
01 Mayor and Village Board									
Expenditures									
Current Operating Expenditures									
General Government									
5000-5100 Personal Services									
5000 Compensation									
5010 Salary - Elected and Appointed Officials	\$ 73,400	\$ 73,400	\$ 73,400	\$ 76,800	\$ 76,800	\$ 76,800	100.00%	104.63%	104.63%
Total Compensation	\$ 73,400	\$ 73,400	\$ 73,400	\$ 76,800	\$ 76,800	\$ 76,800	100.00%	104.63%	104.63%
5100 Benefits									
5110 Employer FICA / Medicare	\$ 3,814	\$ 5,615	\$ 5,615	\$ 5,875	\$ 5,875	\$ 5,875	100.00%	104.63%	104.63%
5120 Employer IMRF	11,872	10,995	10,732	8,532	8,532	8,532	97.61%	79.50%	77.60%
5140 Insurance - Group Life and AD&D	398	410	426	412	412	412	103.86%	96.71%	100.44%
5150 Insurance - Group Medical	50,973	46,472	52,267	50,450	50,450	50,450	112.47%	96.52%	108.56%
5160 Insurance - Group Dental	5,648	4,228	4,063	3,973	3,973	3,973	96.09%	97.79%	93.97%
5180 Insurance - Workers Compensation	3,916	3,413	4,330	4,909	4,909	4,909	126.88%	113.35%	143.82%
5190 Insurance - Unemployment Compensation	0	699	807	713	713	713	115.39%	88.39%	102.00%
Total Benefits	\$ 76,621	\$ 71,832	\$ 78,240	\$ 74,864	\$ 74,864	\$ 74,864	108.92%	95.68%	104.22%
Total Personal Services	\$ 150,021	\$ 145,232	\$ 151,640	\$ 151,663	\$ 151,663	\$ 151,663	104.41%	100.02%	104.43%
5200-5500 Contractual Services									
5300 Repair and Maintenance									
5380 R & M - Vehicles	\$ 1,100	\$ 0	\$ 0	\$ 500	\$ 500	\$ 500	-	-	-
<i>Car washes, routine maintenance</i>				500	500	500			
Total Repair and Maintenance	\$ 1,100	\$ 0	\$ 0	\$ 500	\$ 500	\$ 500	-	-	-
5400 Other Contractual									
5460 Equipment Rental	\$ 0	\$ 0	\$ 0	\$ 0	\$ 0	\$ 0	-	-	-
5490 Intergovernmental Fees and Dues	0	0	50	100	100	100	-	200.00%	-
<i>License & registration fees</i>				100	100	100			
5500 ISP's & Data Services	3,025	3,100	3,025	3,100	3,100	3,100	97.58%	102.48%	100.00%
<i>Item description</i>				3,100	3,100	3,100			
5550 Professional Assn Memberships & Dues	3,026	2,800	3,050	3,060	3,060	3,060	108.93%	100.33%	109.29%
<i>Illinois Municipal League</i>				575	575	575			
<i>South Suburban Mayors & Managers Assn</i>				1,900	1,900	1,900			
<i>Metro Mayors</i>				200	200	200			
<i>Municipal Clerks Assn / IIMC</i>				225	225	225			
<i>CMAA</i>				160	160	160			
5560 Purchased Program Services	0	500	0	0	0	0	0.00%	-	0.00%

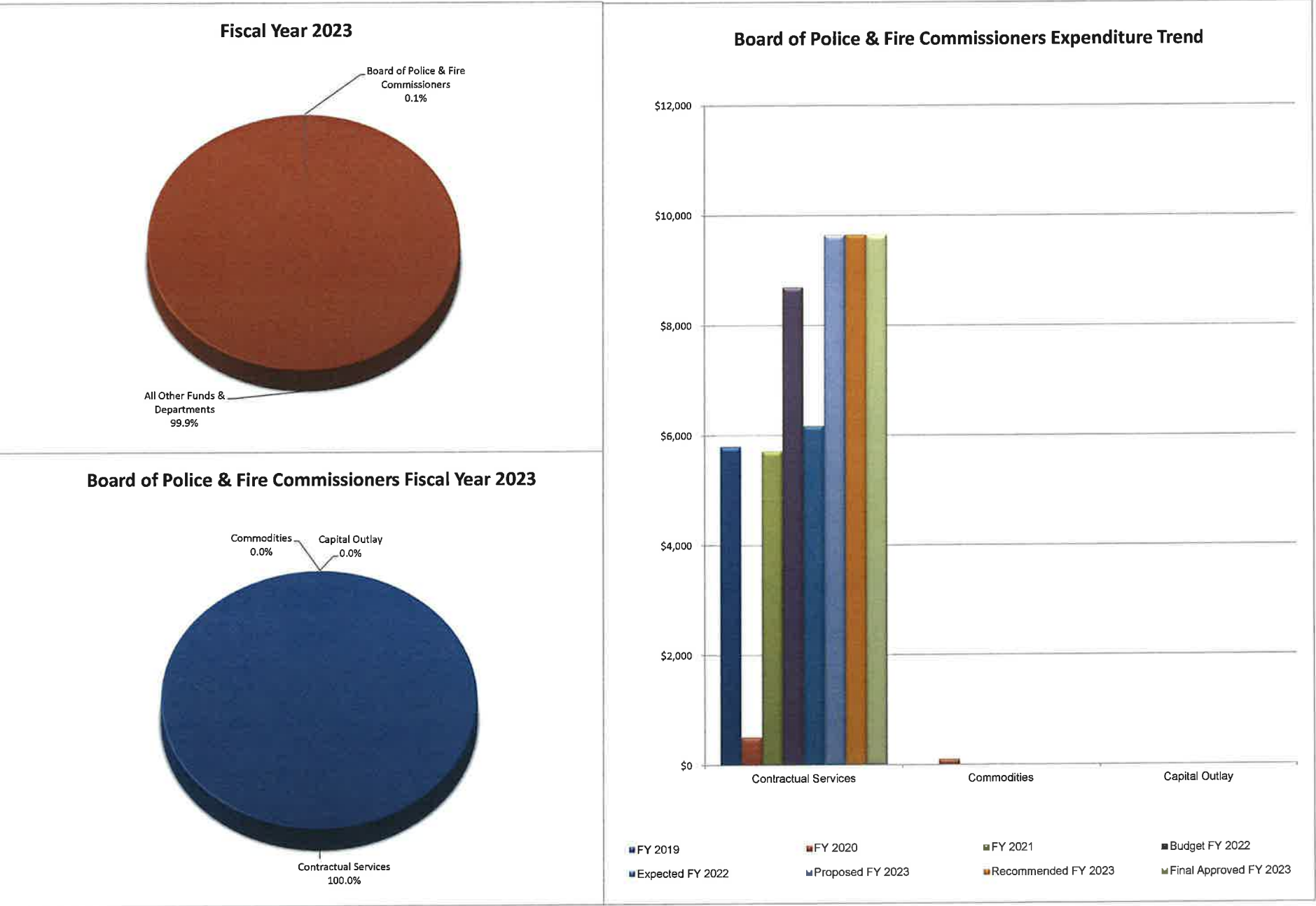
Village of South Chicago Heights, Illinois
Operating Budget - Expenditures, Expenses and Other Financing Uses
Fiscal Year January 1, 2023 - December 31, 2023

Fund / Department / Classification / Account	Actual FY 2021	Budget FY 2022	Expected FY 2022	Proposed FY 2023	Recommended FY 2023	Final Approved FY 2023	% variance Expected /Budget	% variance Final /Expected	% variance Final /Budget
01 General Fund									
01 Mayor and Village Board									
Expenditures									
Current Operating Expenditures									
General Government									
5580 Telephone - Local, LD, Wireless, Pager	627	675	625	650	650	650	92.59%	104.00%	96.30%
<i>Cellular phone - Clerk</i>				650	650	650			
5590 Training Services	0	100	0	100	100	100	0.00%	-	100.00%
<i>Misc seminars - Mayor & trustees</i>				100	100	100			
Total Other Contractual	\$ 6,678	\$ 7,175	\$ 6,750	\$ 7,010	\$ 7,010	\$ 7,010	94.08%	103.85%	97.70%
Total Contractual Services	\$ 7,778	\$ 7,175	\$ 6,750	\$ 7,510	\$ 7,510	\$ 7,510	94.08%	111.26%	104.67%
5600-5700 Commodities									
5625 Computer Supplies	\$ 0	\$ 0	\$ 0	\$ 100	\$ 100	\$ 100	-	-	-
<i>Office expendibles</i>				100	100	100			
5630 Concessions and Food	113	3,500	3,200	3,500	3,750	3,750	91.43%	117.19%	107.14%
<i>Catered meals - holidays, meetings</i>				3,500	3,750	3,750			
5650 Fuel	2,514	2,250	3,000	2,750	3,000	3,000	133.33%	100.00%	133.33%
<i>Item description</i>				2,750	3,000	3,000			
5670 Office Supplies	0	0	50	100	100	100	-	200.00%	-
<i>Office expendibles</i>				100	100	100			
5680 Postage	93	0	0	0	0	0	-	-	-
5690 Program Supplies	83	150	400	200	200	200	266.67%	50.00%	133.33%
<i>Misc meeting supplies</i>				200	200	200			
5720 Stationery	0	150	0	150	150	150	0.00%	-	100.00%
<i>Letterhead, envelopes, business cards</i>				150	150	150			
5765 Uniforms	0	0	100	0	0	0	-	0.00%	-
5799 Other Materials and Supplies	636	4,000	4,500	4,000	4,500	4,500	112.50%	100.00%	112.50%
<i>Mayor's descretionary expenses</i>				4,000	4,500	4,500			
Total Commodities	\$ 3,439	\$ 10,050	\$ 11,250	\$ 10,800	\$ 11,800	\$ 11,800	111.94%	104.89%	117.41%
5800 Travel									
5810 Conference and Meeting Registration	\$ 1,550	\$ 1,600	\$ 1,250	\$ 1,600	\$ 1,600	\$ 1,600	78.13%	128.00%	100.00%
<i>IML & other conferences</i>				1,600	1,600	1,600			

Village of South Chicago Heights, Illinois
Operating Budget - Expenditures, Expenses and Other Financing Uses
Fiscal Year January 1, 2023 - December 31, 2023

Fund / Department / Classification / Account	Actual FY 2021	Budget FY 2022	Expected FY 2022	Proposed FY 2023	Recommended FY 2023	Final Approved FY 2023	% variance Expected /Budget	% variance Final /Expected	% variance Final /Budget
01 General Fund									
01 Mayor and Village Board									
Expenditures									
Current Operating Expenditures									
General Government									
5820 Local Mileage, Parking and Tolls	422	425	425	425	425	425	100.00%	100.00%	100.00%
IML & other conferences				425	425	425			
5830 Lodging	3,294	3,300	3,300	3,300	3,300	3,300	100.00%	100.00%	100.00%
IML & other conferences				3,300	3,300	3,300			
5840 Meals	589	600	600	600	600	600	100.00%	100.00%	100.00%
IML & other conferences				600	600	600			
Total Travel	\$ 5,855	\$ 5,925	\$ 5,575	\$ 5,925	\$ 5,925	\$ 5,925	94.09%	106.28%	100.00%
Total General Government	\$ 167,093	\$ 168,382	\$ 175,215	\$ 175,898	\$ 176,898	\$ 176,898	104.06%	100.96%	105.06%
Total Current Operating Expenditures	\$ 167,093	\$ 168,382	\$ 175,215	\$ 175,898	\$ 176,898	\$ 176,898	104.06%	100.96%	105.06%
Capital Outlay Expenditures									
Governmental Capital Outlay									
6000 Capital Outlay									
6530 Equipment - Data Processing	0	0	250	0	0	0	-	0.00%	-
Total Capital Outlay	\$ 0	\$ 0	\$ 250	\$ 0	\$ 0	\$ 0	-	0.00%	-
Total Governmental Capital Outlay	\$ 0	\$ 0	\$ 250	\$ 0	\$ 0	\$ 0	-	0.00%	-
Total Expenditures	\$ 167,093	\$ 168,382	\$ 175,465	\$ 175,898	\$ 176,898	\$ 176,898	104.21%	100.82%	105.06%
Total Mayor and Village Board	\$ 167,093	\$ 168,382	\$ 175,465	\$ 175,898	\$ 176,898	\$ 176,898	104.21%	100.82%	105.06%

Village of South Chicago Heights, Illinois
Operating Budget - Expenditures, Expenses and Other Financing Uses
Fiscal Year January 1, 2023 - December 31, 2023

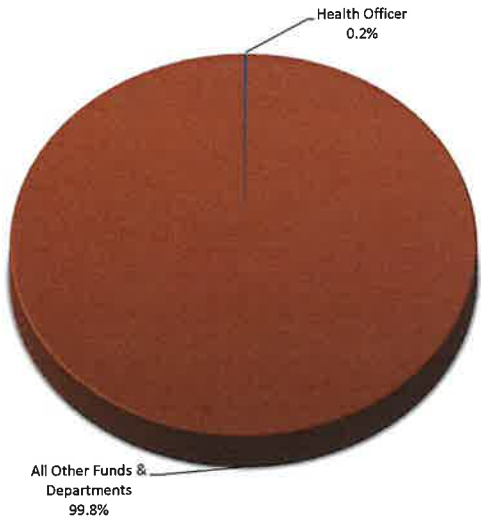


Village of South Chicago Heights, Illinois
Operating Budget - Expenditures, Expenses and Other Financing Uses
Fiscal Year January 1, 2023 - December 31, 2023

Fund / Department / Classification / Account	Actual FY 2021	Budget FY 2022	Expected FY 2022	Proposed FY 2023	Recommended FY 2023	Final Approved FY 2023	% variance Expected /Budget	% variance Final /Expected	% variance Final /Budget
01 General Fund									
03 Board of Police & Fire Commissioners									
Expenditures									
Current Operating Expenditures									
General Government									
5200-5500 Contractual Services									
5200 Professional Services									
5270 Legal - Review	\$ 0	\$ 750	\$ 0	\$ 750	\$ 750	\$ 750	0.00%	-	100.00%
				750	750	750			
<i>meeting attendance</i>									
5280 Medical	\$ 0	\$ 500	\$ 500	\$ 600	\$ 600	\$ 600	100.00%	120.00%	120.00%
				600	600	600			
<i>medical exams</i>									
Total Professional Services	\$ 0	\$ 1,250	\$ 500	\$ 1,350	\$ 1,350	\$ 1,350	40.00%	270.00%	108.00%
5400 Other Contractual									
5410 Advertising & Legal Publishing	\$ 199	\$ 225	\$ 300	\$ 300	\$ 300	\$ 300	133.33%	100.00%	133.33%
				300	300	300			
<i>Patrol Officer exam advertising</i>									
5550 Professional Assn Memberships & Dues	\$ 375	\$ 375	\$ 375	\$ 400	\$ 400	\$ 400	100.00%	106.67%	106.67%
				400	400	400			
5560 Purchased Program Services	5,140	6,500	5,000	7,250	7,250	7,250	76.92%	145.00%	111.54%
				3,500	3,500	3,500			
				500	500	500			
				2,500	2,500	2,500			
				750	750	750			
5590 Training Services	0	350	0	350	350	350	0.00%	-	100.00%
				350	350	350			
<i>Commissioner training</i>									
Total Other Contractual	\$ 5,714	\$ 7,450	\$ 5,675	\$ 8,300	\$ 8,300	\$ 8,300	76.17%	146.26%	111.41%
Total Contractual Services	\$ 5,714	\$ 8,700	\$ 6,175	\$ 9,650	\$ 9,650	\$ 9,650	70.98%	156.28%	110.92%
5600-5700 Commodities									
5615 Books and Publications	\$ 0	\$ 0	\$ 0	\$ 0	\$ 0	\$ 0	-	-	-
Total Commodities	\$ 0	\$ 0	\$ 0	\$ 0	\$ 0	\$ 0	-	-	-
Total Current Operating Expenditures	\$ 5,714	\$ 8,700	\$ 6,175	\$ 9,650	\$ 9,650	\$ 9,650	70.98%	156.28%	110.92%
Total Expenditures	\$ 5,714	\$ 8,700	\$ 6,175	\$ 9,650	\$ 9,650	\$ 9,650	70.98%	156.28%	110.92%
Total Board of Police & Fire Commissioners	\$ 5,714	\$ 8,700	\$ 6,175	\$ 9,650	\$ 9,650	\$ 9,650	70.98%	156.28%	110.92%

Village of South Chicago Heights, Illinois
Operating Budget - Expenditures, Expenses and Other Financing Uses
Fiscal Year January 1, 2023 - December 31, 2023

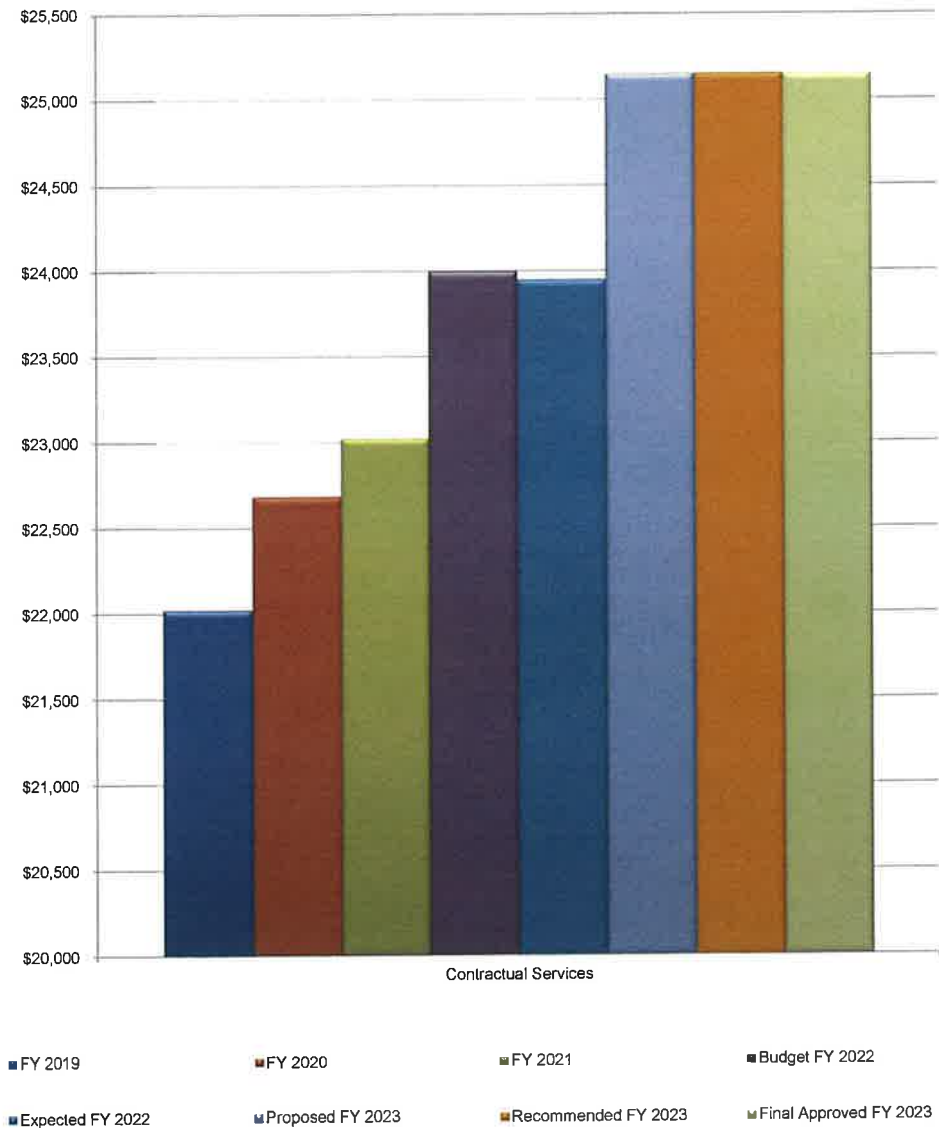
Fiscal Year 2023



Health Officer Fiscal Year 2023



Health Officer Expenditure Trend



Village of South Chicago Heights, Illinois
Operating Budget - Expenditures, Expenses and Other Financing Uses
Fiscal Year January 1, 2023 - December 31, 2023

Fund / Department / Classification / Account	Actual FY 2021	Budget FY 2022	Expected FY 2022	Proposed FY 2023	Recommended FY 2023	Final Approved FY 2023	% variance Expected /Budget	% variance Final /Expected	% variance Final /Budget
01 General Fund									
04 Health Officer									
Expenditures									
Current Operating Expenditures									
Sanitation									
5200-5500 Contractual Services									
5400 Other Contractual									
5565 Rodent / Mosquito Abatement	\$ 23,024	\$ 24,000	\$ 23,950	\$ 25,150	\$ 25,150	\$ 25,150	99.79%	105.01%	104.79%
Mosquito abatement services				25,150	25,150	25,150			
Total Other Contractual	\$ 23,024	\$ 24,000	\$ 23,950	\$ 25,150	\$ 25,150	\$ 25,150	99.79%	105.01%	104.79%
Total Contractual Services	\$ 23,024	\$ 24,000	\$ 23,950	\$ 25,150	\$ 25,150	\$ 25,150	99.79%	105.01%	104.79%
Total Sanitation	\$ 23,024	\$ 24,000	\$ 23,950	\$ 25,150	\$ 25,150	\$ 25,150	99.79%	105.01%	104.79%
Total Current Operating Expenditures	\$ 23,024	\$ 24,000	\$ 23,950	\$ 25,150	\$ 25,150	\$ 25,150	99.79%	105.01%	104.79%
Total Expenditures	\$ 23,024	\$ 24,000	\$ 23,950	\$ 25,150	\$ 25,150	\$ 25,150	99.79%	105.01%	104.79%
Total Health Officer	\$ 23,024	\$ 24,000	\$ 23,950	\$ 25,150	\$ 25,150	\$ 25,150	99.79%	105.01%	104.79%

Village of South Chicago Heights, Illinois
Operating Budget - Revenues and Other Financing Sources
Fiscal Year January 1, 2023 - December 31, 2023

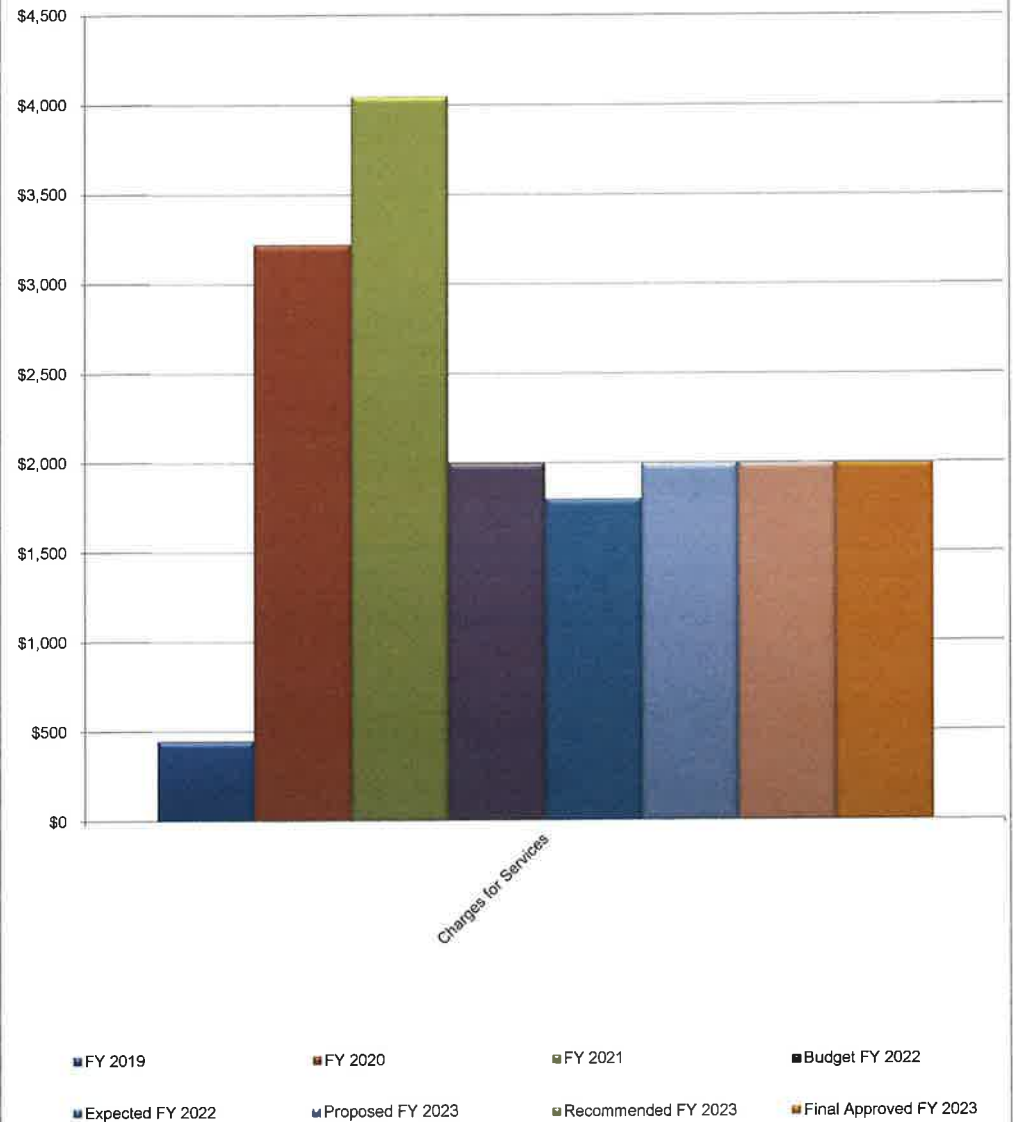
Fiscal Year 2023



Zoning Board of Appeals Fiscal Year 2023



Zoning Board of Appeals Revenue Trend



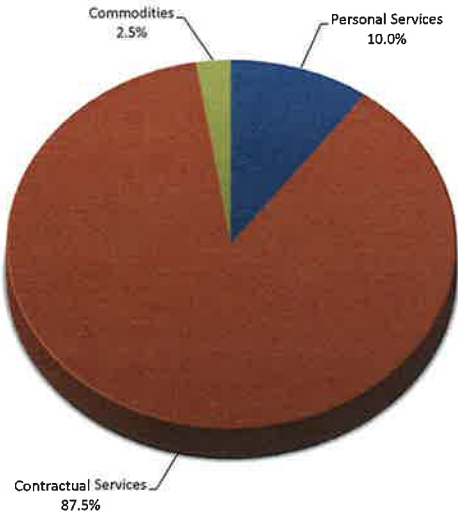
Village of South Chicago Heights, Illinois
Operating Budget - Revenues and Other Financing Sources
Fiscal Year January 1, 2023 - December 31, 2023

Fund / Department / Classification / Account	Actual FY 2021	Budget FY 2022	Expected FY 2022	Proposed FY 2023	Recommended FY 2023	Final Approved FY 2023	% variance Expected /Budget	% variance Final /Expected	% variance Final /Budget
01 General Fund									
07 Zoning Board of Appeals									
Current Operating Revenues									
4300 Charges for Services									
4335 Filing & Variance Fee	4,050	2,000	1,800	2,000	2,000	2,000	90.00%	111.11%	100.00%
Total Charges for Services	<u>\$ 4,050</u>	<u>\$ 2,000</u>	<u>\$ 1,800</u>	<u>\$ 2,000</u>	<u>\$ 2,000</u>	<u>\$ 2,000</u>	<u>90.00%</u>	<u>111.11%</u>	<u>100.00%</u>
Total Current Operating Revenues	<u>\$ 4,050</u>	<u>\$ 2,000</u>	<u>\$ 1,800</u>	<u>\$ 2,000</u>	<u>\$ 2,000</u>	<u>\$ 2,000</u>	<u>90.00%</u>	<u>111.11%</u>	<u>100.00%</u>
Total Zoning Board of Appeals	<u>\$ 4,050</u>	<u>\$ 2,000</u>	<u>\$ 1,800</u>	<u>\$ 2,000</u>	<u>\$ 2,000</u>	<u>\$ 2,000</u>	<u>90.00%</u>	<u>111.11%</u>	<u>100.00%</u>

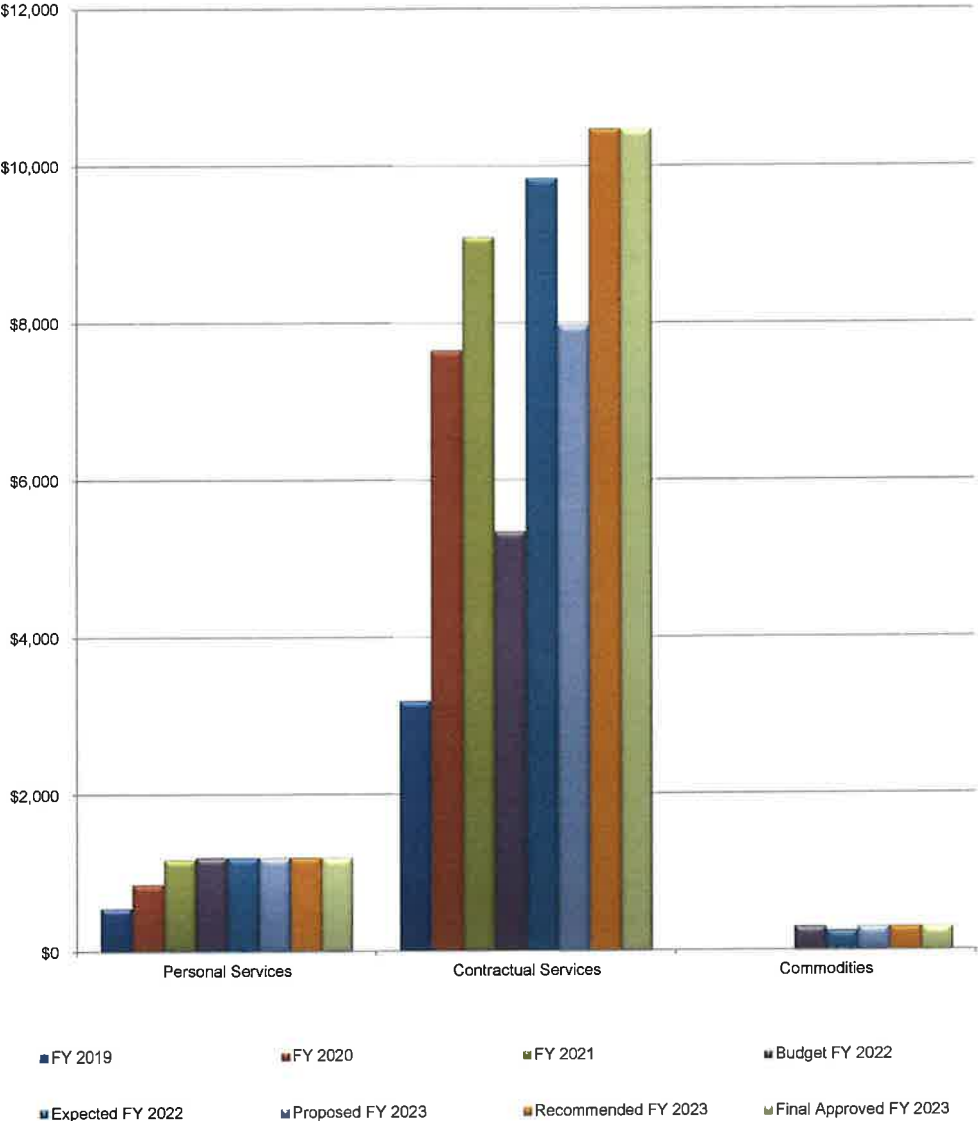
Village of South Chicago Heights, Illinois
 Operating Budget - Expenditures, Expenses and Other Financing Uses
 Fiscal Year January 1, 2023 - December 31, 2023



Zoning Board of Appeals Fiscal Year 2023



Zoning Board of Appeals Expenditure Trend

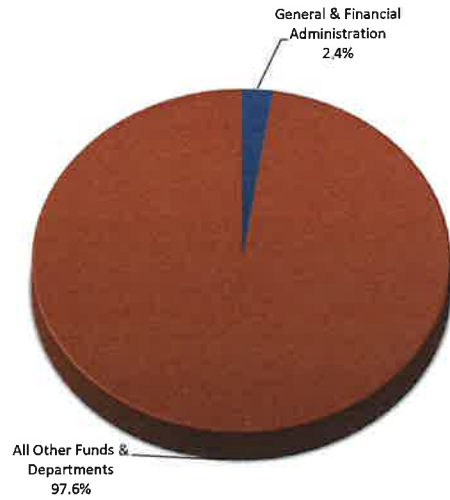


Village of South Chicago Heights, Illinois
Operating Budget - Expenditures, Expenses and Other Financing Uses
Fiscal Year January 1, 2023 - December 31, 2023

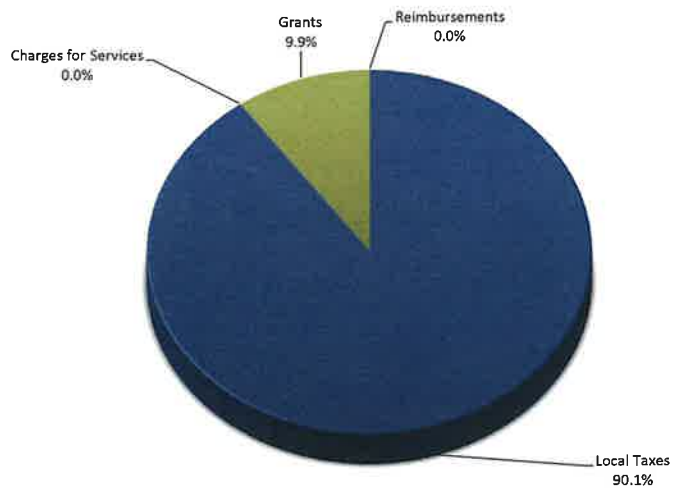
Fund / Department / Classification / Account	Actual FY 2021	Budget FY 2022	Expected FY 2022	Proposed FY 2023	Recommended FY 2023	Final Approved FY 2023	% variance Expected /Budget	% variance Final /Expected	% variance Final /Budget
01 General Fund									
07 Zoning Board of Appeals									
Expenditures									
Current Operating Expenditures									
General Government									
5000-5100 Personal Services									
5000 Compensation									
5015 Stipend - Boards and Commissions	\$ 1,175	\$ 1,200	\$ 1,200	\$ 1,200	\$ 1,200	\$ 1,200	100.00%	100.00%	100.00%
Total Compensation	\$ 1,175	\$ 1,200	\$ 1,200	\$ 1,200	\$ 1,200	\$ 1,200	100.00%	100.00%	100.00%
Total Personal Services	\$ 1,175	\$ 1,200	\$ 1,200	\$ 1,200	\$ 1,200	\$ 1,200	100.00%	100.00%	100.00%
5200-5500 Contractual Services									
5200 Professional Services									
5270 Legal - Review	\$ 8,674	\$ 5,000	\$ 9,350	\$ 7,500	\$ 10,000	\$ 10,000	187.00%	106.95%	200.00%
Application reviews				5,000	5,000	5,000			
meeting attendance				2,500	5,000	5,000			
Total Professional Services	\$ 8,674	\$ 5,000	\$ 9,350	\$ 7,500	\$ 10,000	\$ 10,000	187.00%	106.95%	200.00%
5400 Other Contractual									
5410 Advertising & Legal Publishing	\$ 425	\$ 350	\$ 500	\$ 475	\$ 475	\$ 475	142.86%	95.00%	135.71%
Hearing notices				475	475	475			
Total Other Contractual	\$ 425	\$ 350	\$ 500	\$ 475	\$ 475	\$ 475	142.86%	95.00%	135.71%
Total Contractual Services	\$ 9,099	\$ 5,350	\$ 9,850	\$ 7,975	\$ 10,475	\$ 10,475	184.11%	106.35%	195.79%
5600-5700 Commodities									
5680 Postage	\$ 0	\$ 50	\$ 0	\$ 50	\$ 50	\$ 50	0.00%	-	100.00%
Hearing notices				50	50	50			
5690 Program Supplies	0	250	250	250	250	250	100.00%	100.00%	100.00%
Signs				250	250	250			
Total Commodities	\$ 0	\$ 300	\$ 250	\$ 300	\$ 300	\$ 300	83.33%	120.00%	100.00%
Total General Government	\$ 10,274	\$ 6,850	\$ 11,300	\$ 9,475	\$ 11,975	\$ 11,975	164.96%	105.97%	174.82%
Total Current Operating Expenditures	\$ 10,274	\$ 6,850	\$ 11,300	\$ 9,475	\$ 11,975	\$ 11,975	164.96%	105.97%	174.82%
Total Expenditures	\$ 10,274	\$ 6,850	\$ 11,300	\$ 9,475	\$ 11,975	\$ 11,975	164.96%	105.97%	174.82%
Total Zoning Board of Appeals	\$ 10,274	\$ 6,850	\$ 11,300	\$ 9,475	\$ 11,975	\$ 11,975	164.96%	105.97%	174.82%

Village of South Chicago Heights, Illinois
Operating Budget - Revenues and Other Financing Sources
Fiscal Year January 1, 2023 - December 31, 2023

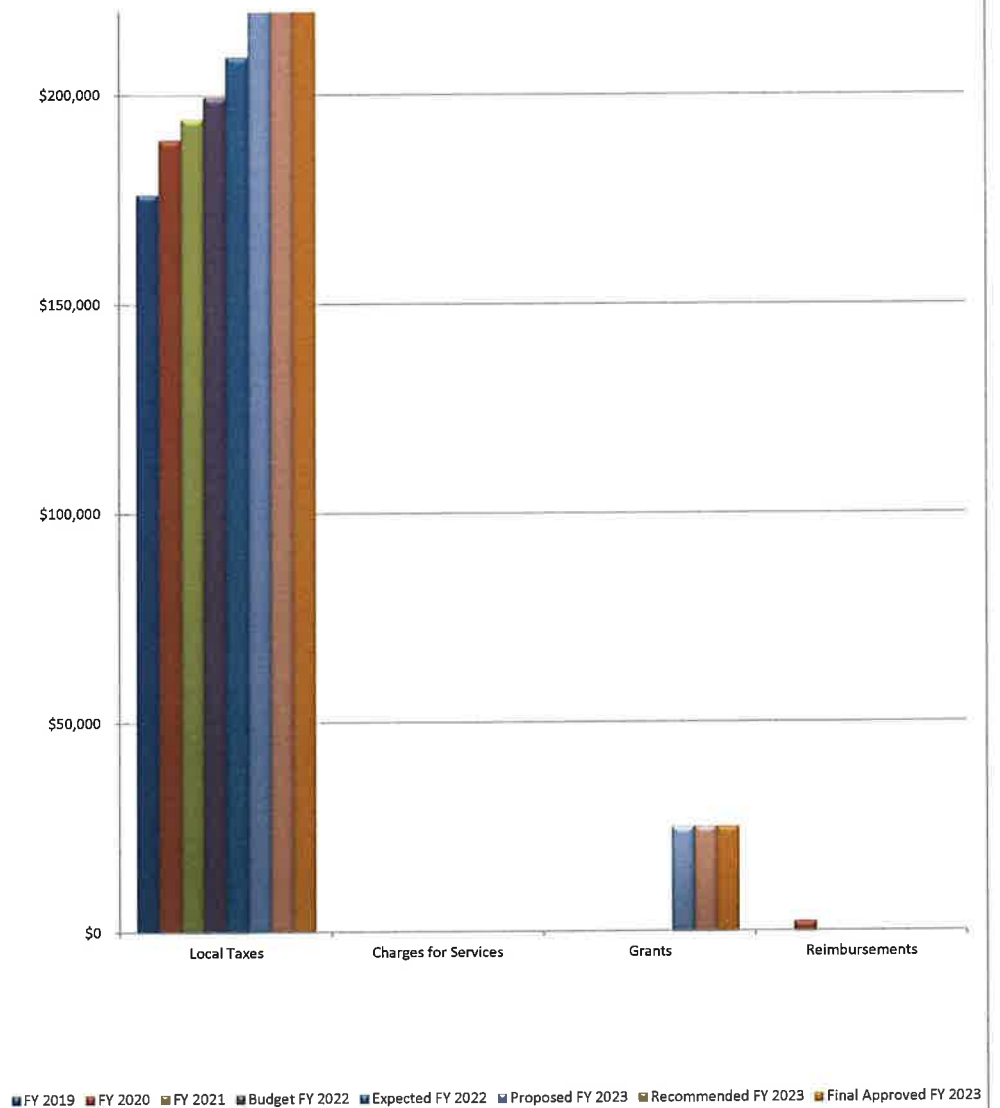
Fiscal Year 2023



General & Financial Administration Fiscal Year 2023



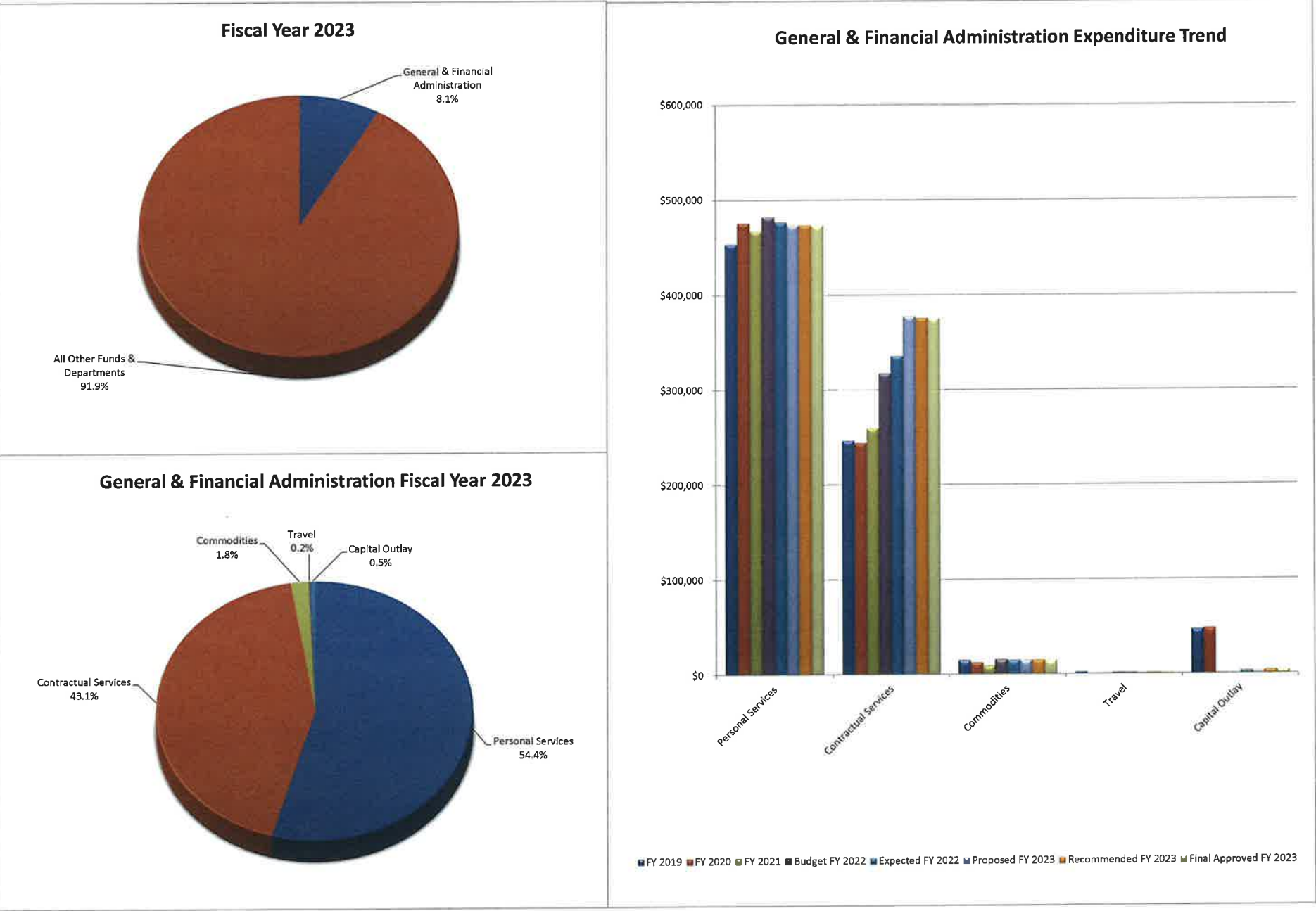
General & Financial Administration Revenue Trend



Village of South Chicago Heights, Illinois
Operating Budget - Revenues and Other Financing Sources
Fiscal Year January 1, 2023 - December 31, 2023

Fund / Department / Classification / Account	Actual FY 2021	Budget FY 2022	Expected FY 2022	Proposed FY 2023	Recommended FY 2023	Final Approved FY 2023	% variance Expected /Budget	% variance Final /Expected	% variance Final /Budget
01 General Fund									
10 General & Financial Administration									
Current Operating Revenues									
4000 Local Taxes									
4011 Property Tax - Audit Levy	\$ 24,146	\$ 24,750	\$ 25,650	\$ 27,300	\$ 27,300	\$ 27,300	103.64%	106.43%	110.30%
4018 Property Tax - Liability Insurance Levy	170,266	174,800	183,550	200,000	200,000	200,000	105.01%	108.96%	114.42%
Total Local Taxes	<u>\$ 194,412</u>	<u>\$ 199,550</u>	<u>\$ 209,200</u>	<u>\$ 227,300</u>	<u>\$ 227,300</u>	<u>\$ 227,300</u>	<u>104.84%</u>	<u>108.65%</u>	<u>113.91%</u>
4300 Charges for Services									
4340 FOIA / Copying Charge	\$ 4	\$ 0	\$ 100	\$ 0	\$ 0	\$ 0	-	0.00%	-
Total Charges for Services	<u>\$ 4</u>	<u>\$ 0</u>	<u>\$ 100</u>	<u>\$ 0</u>	<u>\$ 0</u>	<u>\$ 0</u>	<u>-</u>	<u>0.00%</u>	<u>-</u>
4650 Grants									
4690 Corporate / Private Grants	\$ 0	\$ 0	\$ 0	\$ 25,000	\$ 25,000	25,000	-	-	-
Total Grants	<u>\$ 0</u>	<u>\$ 0</u>	<u>\$ 0</u>	<u>\$ 25,000</u>	<u>\$ 25,000</u>	<u>\$ 25,000</u>	<u>-</u>	<u>-</u>	<u>-</u>
4800 Reimbursements									
4815 Expense Reimbursement	\$ 0	\$ 0	\$ 0	\$ 0	\$ 0	\$ 0	-	-	-
Total Reimbursements	<u>\$ 0</u>	<u>\$ 0</u>	<u>\$ 0</u>	<u>\$ 0</u>	<u>\$ 0</u>	<u>\$ 0</u>	<u>-</u>	<u>-</u>	<u>-</u>
Total Current Operating Revenues	<u>\$ 194,416</u>	<u>\$ 199,550</u>	<u>\$ 209,300</u>	<u>\$ 252,300</u>	<u>\$ 252,300</u>	<u>\$ 252,300</u>	<u>104.89%</u>	<u>120.54%</u>	<u>126.43%</u>
Total General & Financial Administration	<u>\$ 194,416</u>	<u>\$ 199,550</u>	<u>\$ 209,300</u>	<u>\$ 252,300</u>	<u>\$ 252,300</u>	<u>\$ 252,300</u>	<u>104.89%</u>	<u>120.54%</u>	<u>126.43%</u>

Village of South Chicago Heights, Illinois
 Operating Budget - Expenditures, Expenses and Other Financing Uses
 Fiscal Year January 1, 2023 - December 31, 2023



Village of South Chicago Heights, Illinois
Operating Budget - Expenditures, Expenses and Other Financing Uses
Fiscal Year January 1, 2023 - December 31, 2023

Fund / Department / Classification / Account	Actual FY 2021	Budget FY 2022	Expected FY 2022	Proposed FY 2023	Recommended FY 2023	Final Approved FY 2023	% variance Expected /Budget	% variance Final /Expected	% variance Final /Budget
01 General Fund									
10 General & Financial Administration									
Expenditures									
Current Operating Expenditures									
General Government									
5000-5100 Personal Services									
5000 Compensation									
5020 Wages - Salaried	\$ 178,973	\$ 188,740	\$ 193,459	\$ 197,966	\$ 197,966	\$ 197,966	102.50%	102.33%	104.89%
5025 Wages - Full Time Hourly	100,493	104,655	104,972	91,911	91,911	91,911	100.30%	87.56%	87.82%
5030 Wages - Part Time Hourly	19,882	20,263	20,138	37,818	37,818	37,818	99.39%	187.79%	186.63%
5035 Wages - Seasonal Hourly	1,089	1,800	3,600	1,300	1,300	1,300	200.00%	36.11%	72.22%
5040 Wages - Overtime	5,821	7,861	5,430	7,115	7,115	7,115	69.07%	131.04%	90.51%
5070 Auto Allowance	4,800	4,800	4,800	4,800	4,800	4,800	100.00%	100.00%	100.00%
Total Compensation	\$ 311,058	\$ 328,119	\$ 332,399	\$ 340,910	\$ 340,910	\$ 340,910	101.30%	102.56%	103.90%
5100 Benefits									
5110 Employer FICA / Medicare	\$ 23,667	\$ 25,064	\$ 25,392	\$ 26,043	\$ 26,043	\$ 26,043	101.31%	102.56%	103.91%
5120 Employer IMRF	57,272	48,163	48,535	37,197	37,197	37,197	100.77%	76.64%	77.23%
5140 Insurance - Group Life and AD&D	333	338	277	259	259	259	81.87%	93.65%	76.67%
5150 Insurance - Group Medical	52,776	57,267	47,387	44,145	44,145	44,145	82.75%	93.16%	77.09%
5160 Insurance - Group Dental	4,306	3,879	2,995	2,808	2,808	2,808	77.20%	93.78%	72.40%
5180 Insurance - Workers Compensation	18,338	19,080	19,416	21,758	21,758	21,758	101.76%	112.06%	114.04%
5190 Insurance - Unemployment Compensation	0	712	971	702	702	702	136.37%	72.29%	98.58%
Total Benefits	\$ 156,692	\$ 154,503	\$ 144,973	\$ 132,912	\$ 132,912	\$ 132,912	93.83%	91.68%	86.03%
Total Personal Services	\$ 467,750	\$ 482,622	\$ 477,372	\$ 473,822	\$ 473,822	\$ 473,822	98.91%	99.26%	98.18%
5200-5500 Contractual Services									
5200 Professional Services									
5210 Audit	\$ 28,000	\$ 31,750	\$ 30,000	\$ 30,600	\$ 27,600	\$ 27,600	94.49%	92.00%	86.93%
Annual financial audit				27,600	27,600	27,600			
Single audit - federal grants				3,000	0	0			
5220 Consulting	4,177	18,000	20,725	57,500	57,500	57,500	115.14%	277.44%	319.44%
Grant application assistance				50,000	50,000	50,000			
Economic developmen marketing plan				7,500	7,500	7,500			
5230 Data Processing	58,476	77,670	82,775	78,450	78,450	78,450	106.57%	94.77%	101.00%
Network administration & support - Access One				52,200	52,200	52,200			
Website hosting - Civic Plus				7,000	7,000	7,000			
Software module support - Civic Systems				14,250	14,250	14,250			
One-time charges - upgrades, licenses				5,000	5,000	5,000			
5250 Investment Management	2,247	2,300	2,250	2,300	2,300	2,300	97.83%	102.22%	100.00%
Management fees - long-term investments				2,300	2,300	2,300			
5280 Medical	53	150	0	150	150	150	0.00%	-	100.00%
New hire exams				150	150	150			

Village of South Chicago Heights, Illinois
Operating Budget - Expenditures, Expenses and Other Financing Uses
Fiscal Year January 1, 2023 - December 31, 2023

Fund / Department / Classification / Account	Actual FY 2021	Budget FY 2022	Expected FY 2022	Proposed FY 2023	Recommended FY 2023	Final Approved FY 2023	% variance Expected /Budget	% variance Final /Expected	% variance Final /Budget
01 General Fund									
10 General & Financial Administration									
Expenditures									
Current Operating Expenditures									
General Government									
5299 Other Professional Services	2,700	900	860	2,750	2,750	2,750	95.56%	319.77%	305.56%
	<i>Actuarial valuation - OPEB plan</i>			2,750	2,750	2,750			
Total Professional Services	\$ 95,653	\$ 130,770	\$ 136,610	\$ 171,750	\$ 168,750	\$ 168,750	104.47%	123.53%	129.04%
5300 Repair and Maintenance									
5320 R & M - Data Processing Equipment	\$ 250	\$ 250	\$ 250	\$ 250	\$ 250	\$ 250	100.00%	100.00%	100.00%
	<i>Service fee - Municipal Code</i>			250	250	250			
5350 R & M - Office Equipment	933	4,850	1,000	350	1,350	1,350	20.62%	135.00%	27.84%
	<i>Service & metered charges - copiers</i>			0	1,000	1,000			
	<i>As needed service - postage meter</i>			100	100	100			
	<i>As needed service - other equipment</i>			250	250	250			
5380 R & M - Vehicles	827	2,500	2,500	725	725	725	100.00%	29.00%	29.00%
	<i>Routine maintenance - Administrator's vehicle</i>			725	725	725			
Total Repair and Maintenance	\$ 2,010	\$ 7,600	\$ 3,750	\$ 1,325	\$ 2,325	\$ 2,325	49.34%	62.00%	30.59%
5400 Other Contractual									
5410 Advertising & Legal Publishing	\$ 937	\$ 1,150	\$ 800	\$ 950	\$ 950	\$ 950	69.57%	118.75%	82.61%
	<i>Annual appropriation ordinance</i>			75	75	75			
	<i>Annual tax levy</i>			75	75	75			
	<i>Prevailing wage ordinance</i>			100	100	100			
	<i>Annual treasurer's report</i>			700	700	700			
5430 Bank Fees & Charges	18,481	18,000	19,150	20,400	20,400	20,400	106.39%	106.53%	113.33%
	<i>Cash management service fees</i>			12,000	12,000	12,000			
	<i>Credit card service fees and account charges</i>			8,400	8,400	8,400			
5445 Contract Labor	0	0	0	0	0	0	-	-	-
5460 Equipment Rental	8,056	9,235	9,225	14,840	14,840	14,840	99.89%	160.87%	160.69%
	<i>Copiers</i>			8,280	8,280	8,280			
	<i>Postage meter & scale</i>			800	800	800			
	<i>Water cooler</i>			180	180	180			
	<i>Vehicle lease</i>			5,580	5,580	5,580			
5490 Intergovernmental Fees and Dues	256	300	300	300	300	300	100.00%	100.00%	100.00%
	<i>Vehicle license fees</i>			150	150	150			
	<i>Other fees</i>			150	150	150			

Village of South Chicago Heights, Illinois
Operating Budget - Expenditures, Expenses and Other Financing Uses
Fiscal Year January 1, 2023 - December 31, 2023

Fund / Department / Classification / Account	Actual FY 2021	Budget FY 2022	Expected FY 2022	Proposed FY 2023	Recommended FY 2023	Final Approved FY 2023	% variance Expected /Budget	% variance Final /Expected	% variance Final /Budget
01 General Fund									
10 General & Financial Administration									
Expenditures									
Current Operating Expenditures									
General Government									
5495 Intergovernmental Service Contracts	8,400	8,650	8,400	8,650	8,650	8,650	97.11%	102.98%	100.00%
<i>Cook County GIS system</i>				8,500	8,500	8,500			
<i>Other</i>				150	150	150			
5500 ISP's & Data Services	6,461	6,420	5,750	6,450	6,450	6,450	89.56%	112.17%	100.47%
<i>Internet service - Village Hall Comcast</i>				3,600	3,600	3,600			
<i>Internet service - Verizon tablets</i>				900	900	900			
<i>Annual license - Dropbox, Zoom, Photoshop, Acrobat</i>				1,050	1,050	1,050			
<i>Municipal code hosting</i>				900	900	900			
5520 Liability Insurance	102,650	107,150	124,250	130,200	130,200	130,200	115.96%	104.79%	121.51%
<i>General, auto, property, POL, umbrella</i>				110,000	110,000	110,000			
<i>Commercial property, boiler & machinery, crime, cyt</i>				20,000	20,000	20,000			
<i>Misc surety bonds</i>				200	200	200			
5530 Ordinance Codification Services	0	9,500	9,500	3,500	3,500	3,500	100.00%	36.84%	36.84%
<i>Annual Code updates</i>				3,500	3,500	3,500			
5540 Printing and Copying Services	3,669	5,000	5,000	5,700	5,700	5,700	100.00%	114.00%	114.00%
<i>Check stock, envelopes, misc items</i>				3,000	3,000	3,000			
<i>Newsletter (2 issues)</i>				2,700	2,700	2,700			
5550 Professional Assn Memberships & Dues	2,494	3,175	2,500	2,950	2,950	2,950	78.74%	118.00%	92.91%
<i>Illinois Municipal League</i>				300	300	300			
<i>South Suburban Mayors & Managers Assn</i>				1,900	1,900	1,900			
<i>ICMA, IIMC</i>				275	275	275			
<i>AICPA, GFOA</i>				475	475	475			
5560 Purchased Program Services	880	475	775	475	475	475	163.16%	61.29%	100.00%
<i>GFOA Certificate program fee</i>				475	475	475			
5580 Telephone - Local, LD, Wireless, Pager	9,655	9,660	9,800	9,720	9,720	9,720	101.45%	99.18%	100.62%
<i>Monthly service - Village Hall Comcast</i>				9,000	9,000	9,000			
<i>Monthly service - Verizon mobile</i>				720	720	720			
5590 Training Services	0	500	0	500	500	500	0.00%	-	100.00%
<i>Staff training</i>				500	500	500			
Total Other Contractual	\$ 161,939	\$ 179,215	\$ 195,450	\$ 204,635	\$ 204,635	\$ 204,635	109.06%	104.70%	114.18%
Total Contractual Services	\$ 259,602	\$ 317,585	\$ 335,810	\$ 377,710	\$ 375,710	\$ 375,710	105.74%	111.88%	118.30%

Village of South Chicago Heights, Illinois
Operating Budget - Expenditures, Expenses and Other Financing Uses
Fiscal Year January 1, 2023 - December 31, 2023

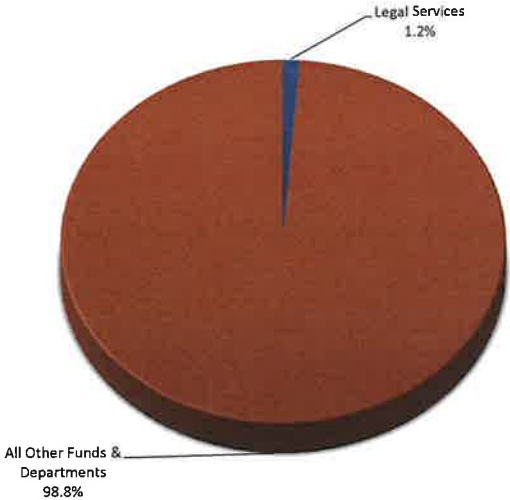
Fund / Department / Classification / Account	Actual FY 2021	Budget FY 2022	Expected FY 2022	Proposed FY 2023	Recommended FY 2023	Final Approved FY 2023	% variance Expected /Budget	% variance Final /Expected	% variance Final /Budget
01 General Fund									
10 General & Financial Administration									
Expenditures									
Current Operating Expenditures									
General Government									
5600-5700 Commodities									
5615 Books and Publications	\$ 0	\$ 100	\$ 0	\$ 100	\$ 100	\$ 100	0.00%	-	100.00%
Professional publications				100	100	100			
5620 Cleaning & Maintenance Supplies	0	0	0	0	0	0	-	-	-
5625 Computer Supplies	563	2,000	2,000	2,000	2,000	2,000	100.00%	100.00%	100.00%
Blank media, print cartridges				2,000	2,000	2,000			
5630 Concessions and Food	74	500	100	200	200	200	20.00%	200.00%	40.00%
Village Hall events				200	200	200			
5635 Copier Supplies	951	1,750	1,350	1,500	1,500	1,500	77.14%	111.11%	85.71%
Paper, staples, etc.				1,500	1,500	1,500			
5650 Fuel	1,449	1,600	2,250	2,000	2,000	2,000	140.63%	88.89%	125.00%
Village Administrator's vehicle				2,000	2,000	2,000			
5670 Office Supplies	1,874	3,000	3,000	3,000	3,000	3,000	100.00%	100.00%	100.00%
				3,000	3,000	3,000			
5680 Postage	2,271	3,500	3,600	3,230	3,230	3,230	102.86%	89.72%	92.29%
Metered mail				1,500	1,500	1,500			
Newsletter				750	750	750			
Parcels, overnight mail				480	480	480			
Bulk mail permit / PO box fees				500	500	500			
5690 Program Supplies	1,764	2,250	2,250	2,000	2,000	2,000	100.00%	88.89%	88.89%
				2,000	2,000	2,000			
5710 Service & Repair Parts	31	0	0	0	0	0	-	-	-
5720 Stationery	0	350	0	250	250	250	0.00%	-	71.43%
Village letterhead & envelopes				250	250	250			
5765 Uniforms	175	1,000	800	1,000	1,000	1,000	80.00%	125.00%	100.00%
replacement clothing				1,000	1,000	1,000			
5799 Other Materials and Supplies	0	0	0	0	0	0	-	-	-

Village of South Chicago Heights, Illinois
Operating Budget - Expenditures, Expenses and Other Financing Uses
Fiscal Year January 1, 2023 - December 31, 2023

Fund / Department / Classification / Account	Actual FY 2021	Budget FY 2022	Expected FY 2022	Proposed FY 2023	Recommended FY 2023	Final Approved FY 2023	% variance Expected /Budget	% variance Final /Expected	% variance Final /Budget
01 General Fund									
10 General & Financial Administration									
Expenditures									
Current Operating Expenditures									
General Government									
Total Commodities	\$ 9,152	\$ 16,050	\$ 15,350	\$ 15,280	\$ 15,280	\$ 15,280	95.64%	99.54%	95.20%
5800 Travel									
5810 Conference and Meeting Registration	\$ 310	\$ 650	\$ 475	\$ 725	\$ 725	\$ 725	73.08%	152.63%	111.54%
IML				325	325	325			
Civic symposium				400	400	400			
5820 Local Mileage, Parking and Tolls	105	375	225	300	300	300	60.00%	133.33%	80.00%
Standard rate reimbursements - misc staff travel				200	200	200			
IML parking				100	100	100			
5830 Lodging	532	650	600	650	650	650	92.31%	108.33%	100.00%
IML				650	650	650			
5840 Meals	0	300	300	300	300	300	100.00%	100.00%	100.00%
Various conferences				300	300	300			
Total Travel	\$ 947	\$ 1,975	\$ 1,600	\$ 1,975	\$ 1,975	\$ 1,975	81.01%	123.44%	100.00%
Total General Government	\$ 737,451	\$ 818,232	\$ 830,132	\$ 868,787	\$ 866,787	\$ 866,787	101.45%	104.42%	105.93%
Total Current Operating Expenditures	\$ 737,451	\$ 818,232	\$ 830,132	\$ 868,787	\$ 866,787	\$ 866,787	101.45%	104.42%	105.93%
Capital Outlay Expenditures									
Governmental Capital Outlay									
6000 Capital Outlay									
6510 Equipment - Communications	\$ 145	\$ 0	\$ 0	\$ 0	\$ 0	\$ 0	-	-	-
6530 Equipment - Data Processing	0	0	3,000	2,500	3,600	3,600	-	120.00%	-
Replacement desktop PCs (2)				2,500	3,600	3,600			
6550 Equipment - Office	1,048	500	500	500	500	500	100.00%	100.00%	100.00%
Replacement office furniture				500	500	500			
Total Capital Outlay	\$ 1,193	\$ 500	\$ 3,500	\$ 3,000	\$ 4,100	\$ 4,100	700.00%	117.14%	820.00%
Total Governmental Capital Outlay	\$ 1,193	\$ 500	\$ 3,500	\$ 3,000	\$ 4,100	\$ 4,100	700.00%	117.14%	820.00%
Total Expenditures	\$ 738,644	\$ 818,732	\$ 833,632	\$ 871,787	\$ 870,887	\$ 870,887	101.82%	104.47%	106.37%
Total General & Financial Administration	\$ 738,644	\$ 818,732	\$ 833,632	\$ 871,787	\$ 870,887	\$ 870,887	101.82%	104.47%	106.37%

Village of South Chicago Heights, Illinois
Operating Budget - Expenditures, Expenses and Other Financing Uses
Fiscal Year January 1, 2023 - December 31, 2023

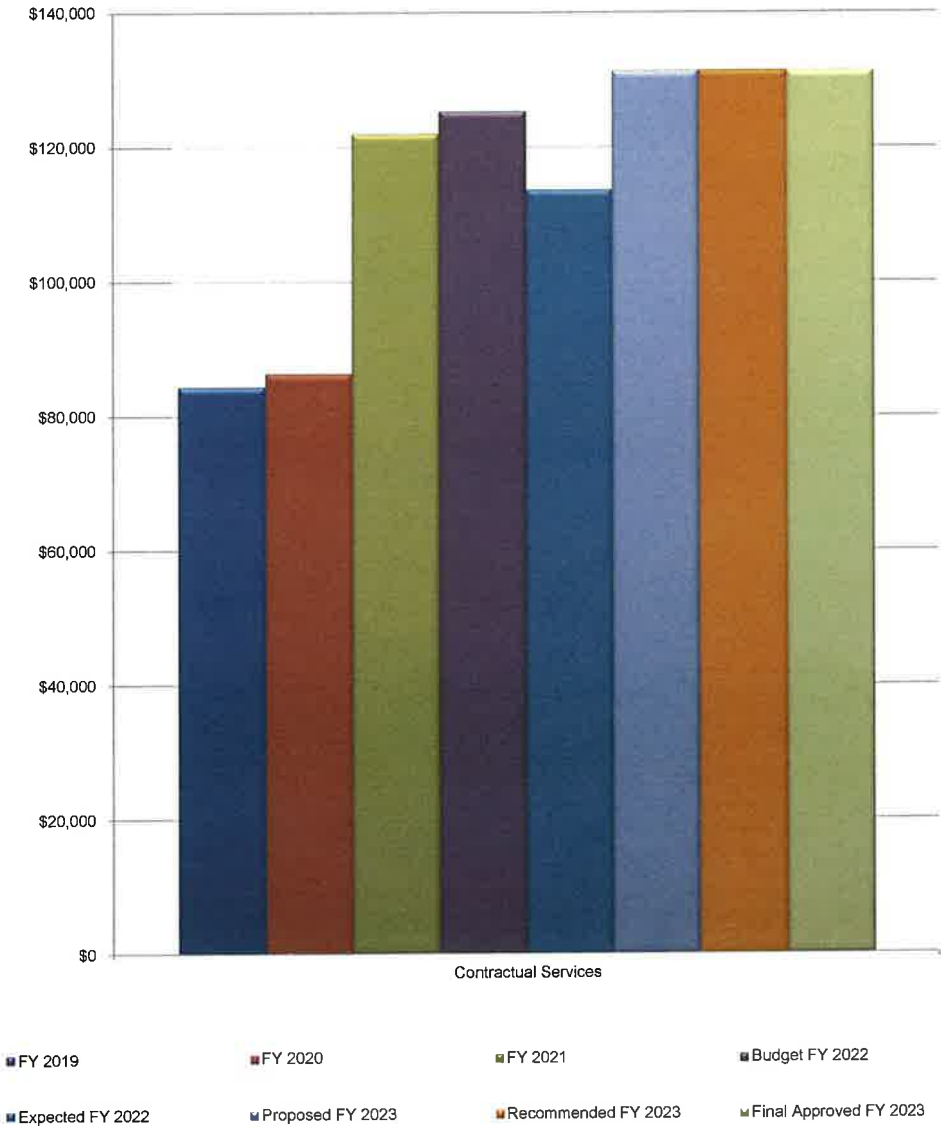
Fiscal Year 2023



Legal Services Fiscal Year 2023



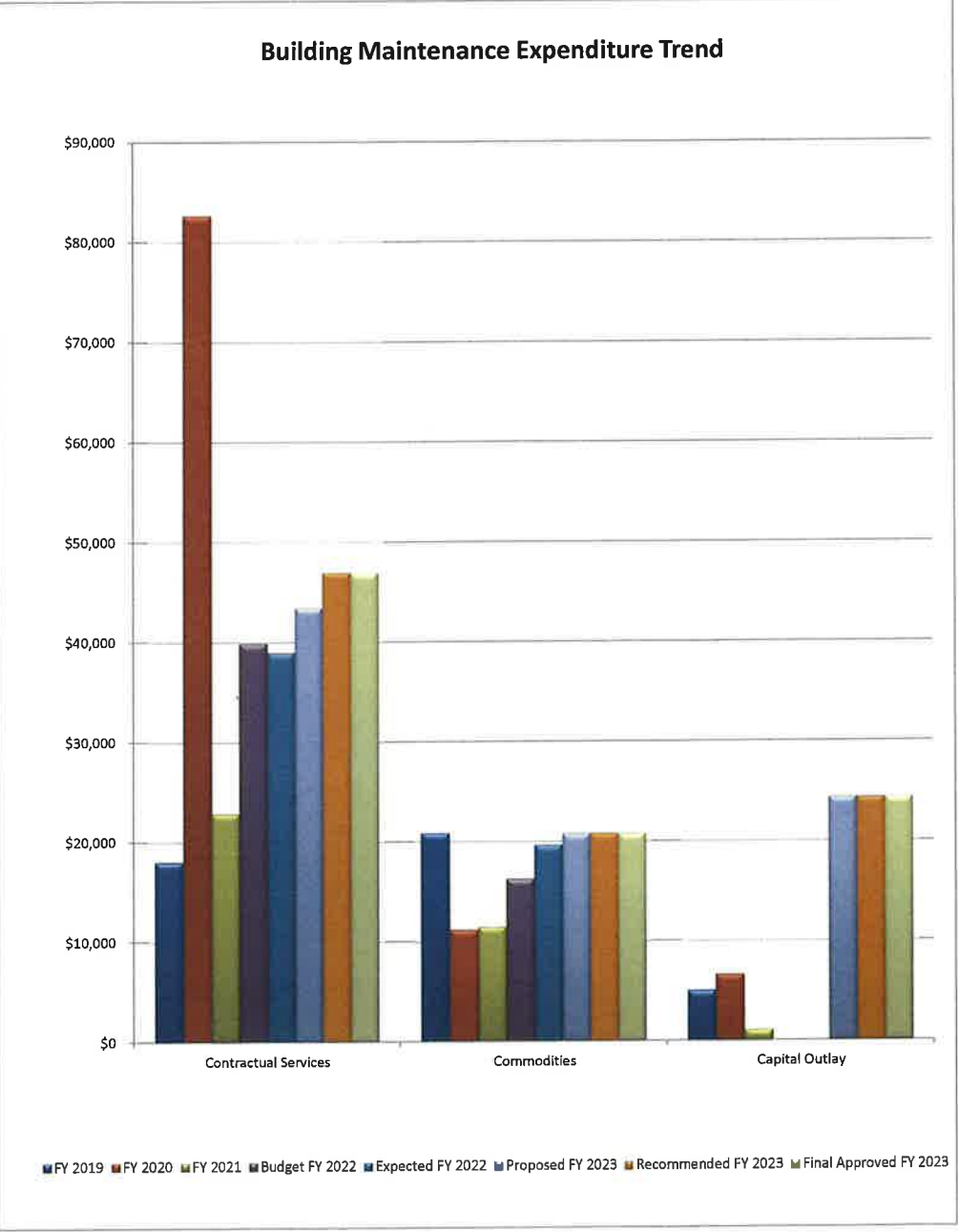
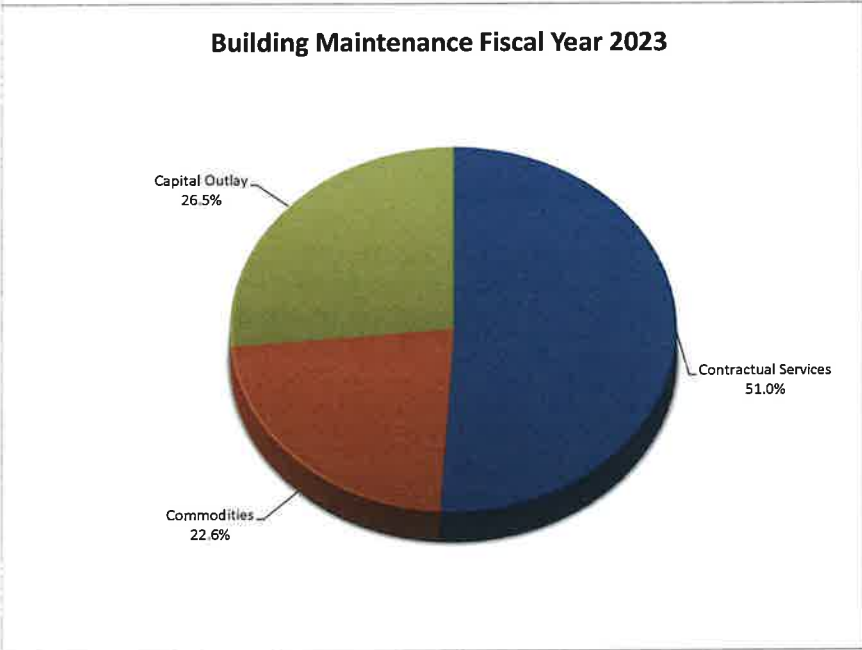
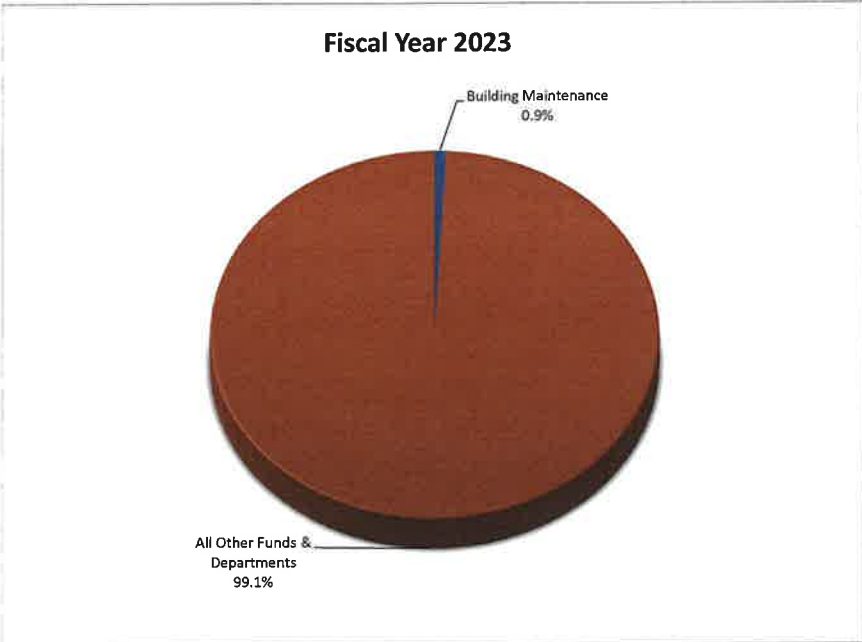
Legal Services Expenditure Trend



Village of South Chicago Heights, Illinois
Operating Budget - Expenditures, Expenses and Other Financing Uses
Fiscal Year January 1, 2023 - December 31, 2023

Fund / Department / Classification / Account	Actual FY 2021	Budget FY 2022	Expected FY 2022	Proposed FY 2023	Recommended FY 2023	Final Approved FY 2023	% variance Expected /Budget	% variance Final /Expected	% variance Final /Budget
01 General Fund									
11 Legal Services									
Expenditures									
Current Operating Expenditures									
General Government									
5200-5500 Contractual Services									
5200 Professional Services									
5260 Legal - Prosecution & Adjudication	\$ 9,230	\$ 13,800	\$ 11,800	\$ 14,400	\$ 14,400	\$ 14,400	85.51%	122.03%	104.35%
Local adjudication officer				6,000	6,000	6,000			
Markham court calls				8,400	8,400	8,400			
5265 Legal - Litigation	15,805	12,000	15,000	15,000	15,000	15,000	125.00%	100.00%	125.00%
Legal representation - lawsuits (not covered by insur				15,000	15,000	15,000			
5270 Legal - Review	88,160	96,000	80,150	96,000	96,000	96,000	83.49%	119.78%	100.00%
Monthly consultation and services (capped per agre				96,000	96,000	96,000			
5299 Other Professional Services	8,879	3,600	6,775	6,000	6,000	6,000	188.19%	88.56%	166.67%
Legal reimbursable expenses (Westlaw, filing fees, e				6,000	6,000	6,000			
Total Professional Services	\$ 122,074	\$ 125,400	\$ 113,725	\$ 131,400	\$ 131,400	\$ 131,400	90.69%	115.54%	104.78%
Total Contractual Services	\$ 122,074	\$ 125,400	\$ 113,725	\$ 131,400	\$ 131,400	\$ 131,400	90.69%	115.54%	104.78%
Total General Government	\$ 122,074	\$ 125,400	\$ 113,725	\$ 131,400	\$ 131,400	\$ 131,400	90.69%	115.54%	104.78%
Total Current Operating Expenditures	\$ 122,074	\$ 125,400	\$ 113,725	\$ 131,400	\$ 131,400	\$ 131,400	90.69%	115.54%	104.78%
Total Expenditures	\$ 122,074	\$ 125,400	\$ 113,725	\$ 131,400	\$ 131,400	\$ 131,400	90.69%	115.54%	104.78%
Total Legal Services	\$ 122,074	\$ 125,400	\$ 113,725	\$ 131,400	\$ 131,400	\$ 131,400	90.69%	115.54%	104.78%

Village of South Chicago Heights, Illinois
Operating Budget - Expenditures, Expenses and Other Financing Uses
Fiscal Year January 1, 2023 - December 31, 2023



Village of South Chicago Heights, Illinois
Operating Budget - Expenditures, Expenses and Other Financing Uses
Fiscal Year January 1, 2023 - December 31, 2023

Fund / Department / Classification / Account	Actual FY 2021	Budget FY 2022	Expected FY 2022	Proposed FY 2023	Recommended FY 2023	Final Approved FY 2023	% variance Expected /Budget	% variance Final /Expected	% variance Final /Budget
01 General Fund									
12 Building Maintenance									
Expenditures									
Current Operating Expenditures									
General Government									
5200-5500 Contractual Services									
5200 Professional Services									
5220 Consulting	\$ 0	\$ 0	\$ 0	\$ 0	\$ 0	\$ 0	-	-	-
5290 Testing Labs	0	0	0	0	0	0	-	-	-
Total Professional Services	\$ 0	\$ 0	\$ 0	\$ 0	\$ 0	\$ 0	-	-	-
5300 Repair and Maintenance									
5305 R & M - Buildings & Grounds	\$ 6,282	\$ 23,000	\$ 20,000	\$ 24,000	\$ 27,500	\$ 27,500	86.96%	137.50%	119.57%
				2,000	2,000	2,000			
				3,000	3,000	3,000			
				12,500	12,500	12,500			
				1,500	5,000	5,000			
				5,000	5,000	5,000			
5310 R & M - Communications Equipment	295	400	300	350	350	350	75.00%	116.67%	87.50%
				350	350	350			
5330 R & M - Fire & EMS Equipment	553	600	685	700	700	700	114.17%	102.19%	116.67%
				700	700	700			
Total Repair and Maintenance	\$ 7,130	\$ 24,000	\$ 20,985	\$ 25,050	\$ 28,550	\$ 28,550	87.44%	136.05%	118.96%
5400 Other Contractual									
5460 Equipment Rental	\$ 0	\$ 0	\$ 0	\$ 0	\$ 0	0	-	-	-
5470 Forestry & Landscaping Services	2,517	800	2,700	900	900	900	337.50%	33.33%	112.50%
				900	900	900			
5510 Janitorial	11,251	12,320	13,125	14,790	14,790	14,790	106.53%	112.69%	120.05%
				10,400	10,400	10,400			
				750	750	750			
				3,640	3,640	3,640			
5560 Purchased Program Services	731	1,500	900	1,250	1,250	1,250	60.00%	138.89%	83.33%
				500	500	500			
				750	750	750			
5565 Rodent / Mosquito Abatement	1,260	1,300	1,275	1,500	1,500	1,500	98.08%	117.65%	115.38%
				1,500	1,500	1,500			
Total Other Contractual	\$ 15,759	\$ 15,920	\$ 18,000	\$ 18,440	\$ 18,440	\$ 18,440	113.07%	102.44%	115.83%
Total Contractual Services	\$ 22,889	\$ 39,920	\$ 38,985	\$ 43,490	\$ 46,990	\$ 46,990	97.66%	120.53%	117.71%

Village of South Chicago Heights, Illinois
Operating Budget - Expenditures, Expenses and Other Financing Uses
Fiscal Year January 1, 2023 - December 31, 2023

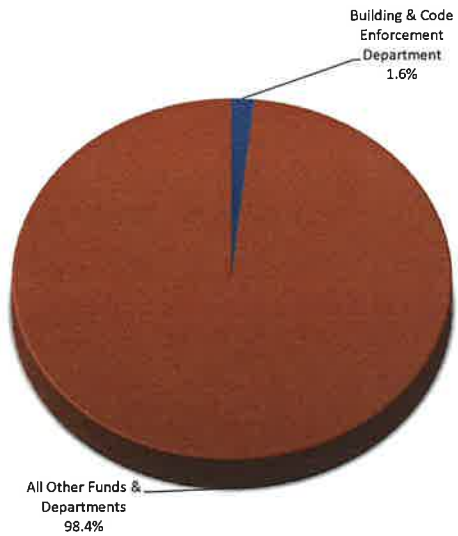
Fund / Department / Classification / Account	Actual FY 2021	Budget FY 2022	Expected FY 2022	Proposed FY 2023	Recommended FY 2023	Final Approved FY 2023	% variance Expected /Budget	% variance Final /Expected	% variance Final /Budget
01 General Fund									
12 Building Maintenance									
Expenditures									
Current Operating Expenditures									
General Government									
5600-5700 Commodities									
5620 Cleaning & Maintenance Supplies	\$ 1,642	\$ 2,000	\$ 1,600	\$ 1,750	\$ 1,750	\$ 1,750	80.00%	109.38%	87.50%
<i>Janitorial & household supplies</i>				1,750	1,750	1,750			
5655 Landscaping Supplies	0	0	0	0	0	0	-	-	-
5690 Program Supplies	1,873	2,000	2,500	2,000	2,000	2,000	125.00%	80.00%	100.00%
<i>Supplies for in-house repairs</i>				2,000	2,000	2,000			
5710 Service & Repair Parts	134	500	100	250	250	250	20.00%	250.00%	50.00%
<i>Light bulbs, filters, in-house repairs</i>				250	250	250			
5715 Small Tools	0	0	0	0	0	0	-	-	-
5770 Utilities - Village Buildings	7,855	11,800	15,500	16,800	16,800	16,800	131.36%	108.39%	142.37%
<i>Non-franchise gas</i>				15,000	15,000	15,000			
<i>Non-franchise electric</i>				1,800	1,800	1,800			
Total Commodities	\$ 11,504	\$ 16,300	\$ 19,700	\$ 20,800	\$ 20,800	\$ 20,800	120.86%	105.58%	127.61%
Total General Government	\$ 34,393	\$ 56,220	\$ 58,685	\$ 64,290	\$ 67,790	\$ 67,790	104.38%	115.52%	120.58%
Total Current Operating Expenditures	\$ 34,393	\$ 56,220	\$ 58,685	\$ 64,290	\$ 67,790	\$ 67,790	104.38%	115.52%	120.58%
Capital Outlay Expenditures									
Governmental Capital Outlay									
6000 Capital Outlay									
6200 Building Acquisition/Const/Improvements	\$ 1,117	\$ 0	\$ 0	\$ 20,000	\$ 20,000	\$ 20,000	-	-	-
<i>Re-paint Village Hall - offices & council chambers</i>				6,000	6,000	6,000			
<i>Replace Village Hall carpeting - offices & council chambers</i>				14,000	14,000	14,000			
6550 Equipment - Office	0	0	0	4,400	4,400	4,400	-	-	-
<i>Replacement conference chairs - council chambers</i>				4,400	4,400	4,400			
6599 Equipment - Other	0	0	0	0	0	0	-	-	-
Total Capital Outlay	\$ 1,117	\$ 0	\$ 0	\$ 24,400	\$ 24,400	\$ 24,400	-	-	-
Total Governmental Capital Outlay	\$ 1,117	\$ 0	\$ 0	\$ 24,400	\$ 24,400	\$ 24,400	-	-	-

Village of South Chicago Heights, Illinois
Operating Budget - Expenditures, Expenses and Other Financing Uses
Fiscal Year January 1, 2023 - December 31, 2023

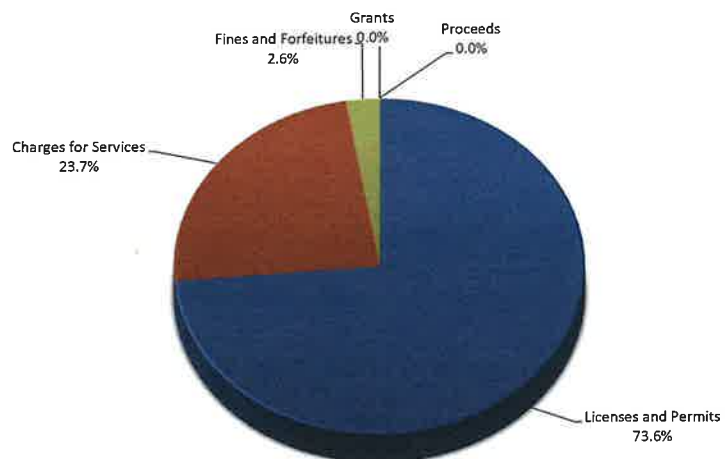
Fund / Department / Classification / Account	Actual FY 2021	Budget FY 2022	Expected FY 2022	Proposed FY 2023	Recommended FY 2023	Final Approved FY 2023	% variance Expected /Budget	% variance Final /Expected	% variance Final /Budget
01 General Fund									
12 Building Maintenance									
Expenditures									
Current Operating Expenditures									
General Government									
Total Expenditures	\$ 35,510	\$ 56,220	\$ 58,685	\$ 88,690	\$ 92,190	\$ 92,190	104.38%	157.09%	163.98%
Total Building Maintenance	<u>\$ 35,510</u>	<u>\$ 56,220</u>	<u>\$ 58,685</u>	<u>\$ 88,690</u>	<u>\$ 92,190</u>	<u>\$ 92,190</u>	<u>104.38%</u>	<u>157.09%</u>	<u>163.98%</u>

Village of South Chicago Heights, Illinois
Operating Budget - Revenues and Other Financing Sources
Fiscal Year January 1, 2023 - December 31, 2023

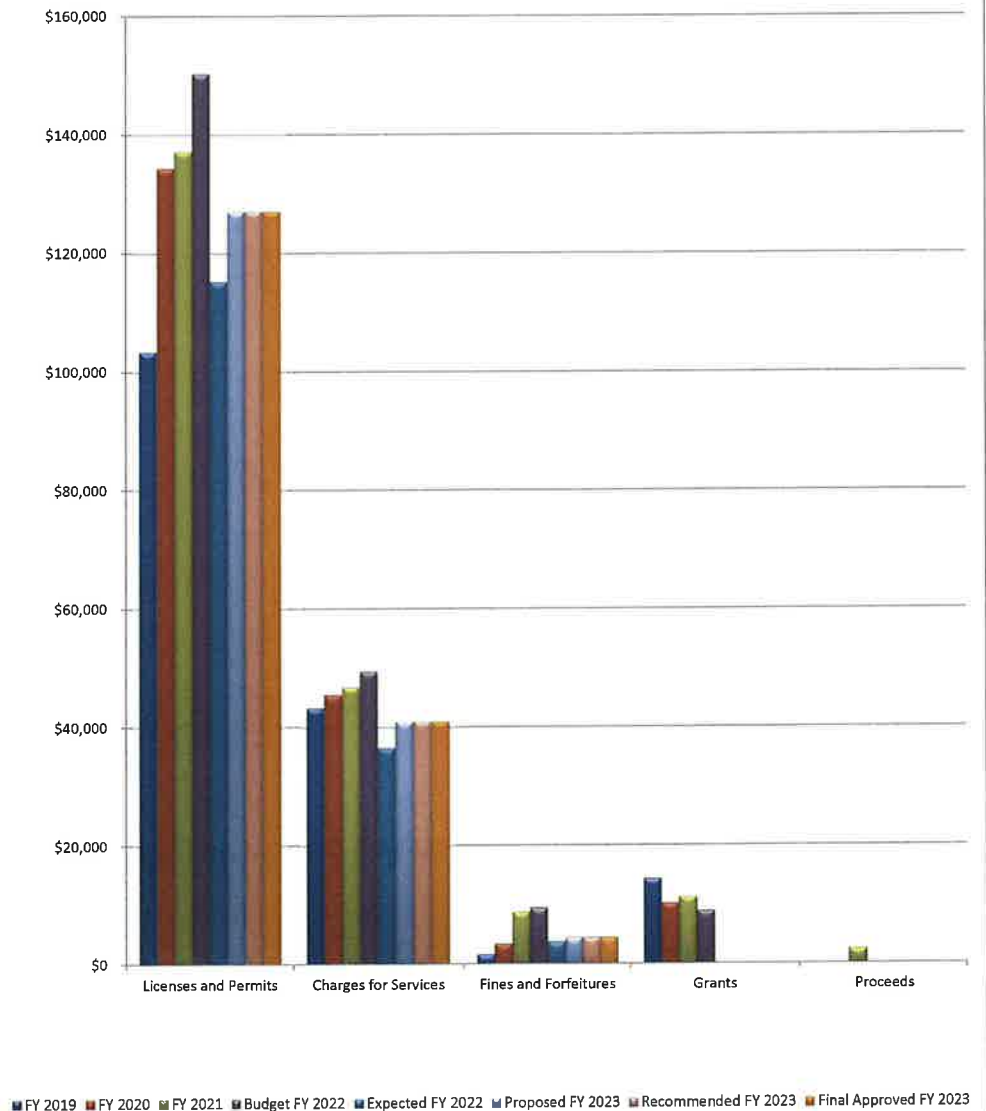
Fiscal Year 2023



Building & Code Enforcement Dept Fiscal Year 2023



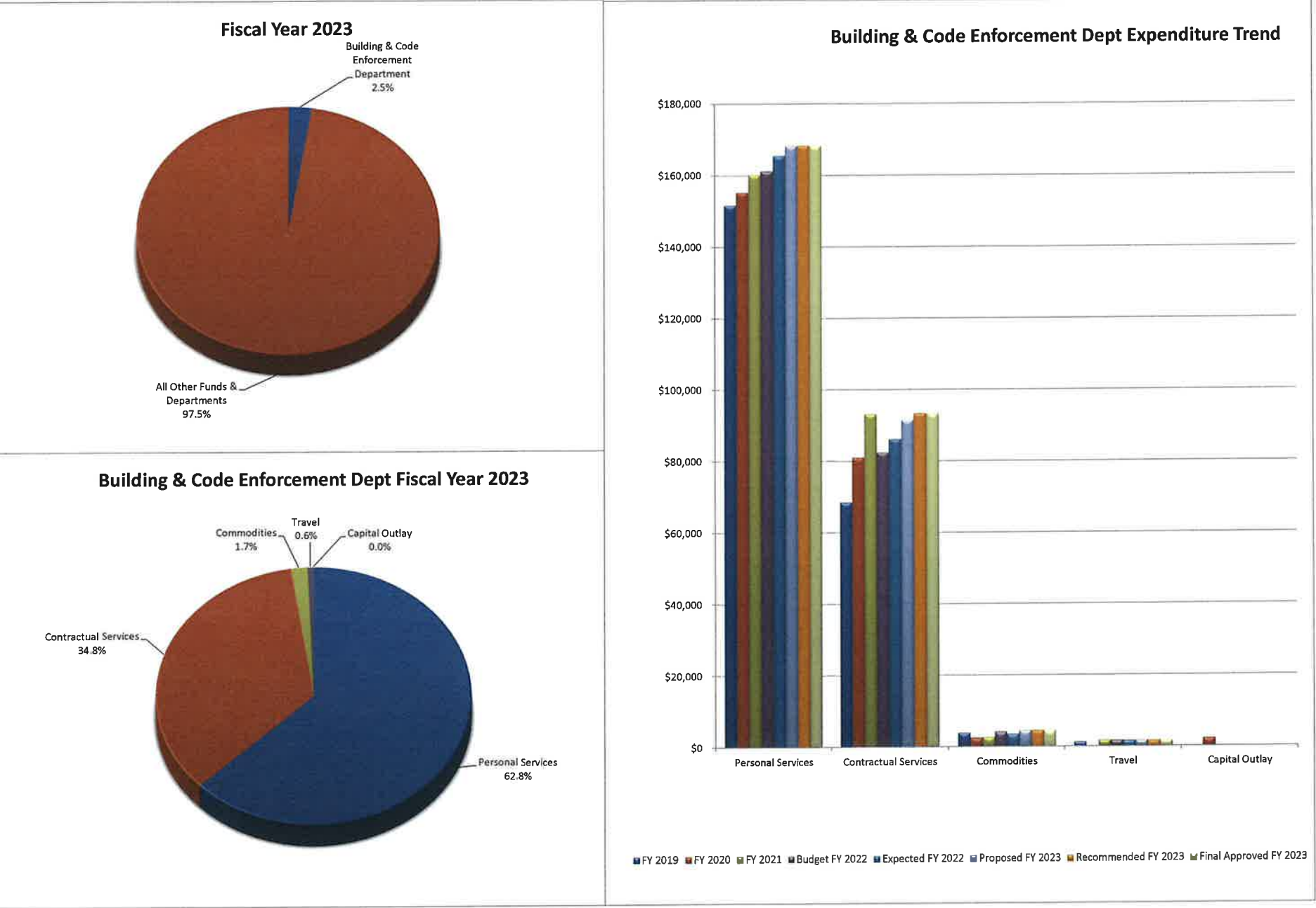
Building & Code Enforcement Dept Revenue Trend



Village of South Chicago Heights, Illinois
Operating Budget - Revenues and Other Financing Sources
Fiscal Year January 1, 2023 - December 31, 2023

Fund / Department / Classification / Account	Actual FY 2021	Budget FY 2022	Expected FY 2022	Proposed FY 2023	Recommended FY 2023	Final Approved FY 2023	% variance Expected /Budget	% variance Final /Expected	% variance Final /Budget
01 General Fund									
15 Building & Code Enforcement Department									
Current Operating Revenues									
4200 Licenses and Permits									
4219 License - Contractors	\$ 22,975	\$ 25,000	\$ 20,000	\$ 22,500	\$ 22,500	\$ 22,500	80.00%	112.50%	90.00%
4270 Permit Fee - Plan Review	4,407	4,000	2,300	2,500	2,500	2,500	57.50%	108.70%	62.50%
4271 Permit Fee - Residential Remodeling	25,560	35,000	22,000	25,000	25,000	25,000	62.86%	113.64%	71.43%
4272 Permit Fee - Residential New Construction	620	750	1,650	1,000	1,000	1,000	220.00%	60.61%	133.33%
4273 Permit Fee - Comm/Indstrl Remodeling	17,625	18,000	5,500	10,000	10,000	10,000	30.56%	181.82%	55.56%
4274 Permit Fee - Comm/Indstrl New Constructio	9,350	5,000	11,300	7,500	7,500	7,500	226.00%	66.37%	150.00%
4276 Permit Fee - Demolition	669	500	0	500	500	500	0.00%	-	100.00%
4278 Permit Fee - Plumbing	55	200	0	200	200	200	0.00%	-	100.00%
4279 Permit Fee - Electrical	0	200	0	200	200	200	0.00%	-	100.00%
4280 Rental Unit Inspection Fee	53,600	60,000	50,000	55,000	55,000	55,000	83.33%	110.00%	91.67%
4282 Permit Violation / Reinspection Fee	0	250	0	250	250	250	0.00%	-	100.00%
4284 Certificate of Compliance Fee	0	0	0	0	0	0	-	-	-
4288 Property Sale Inspection Fee	0	0	0	0	0	0	-	-	-
4293 Registration Fee - Vacant Property	2,400	1,500	2,500	2,500	2,500	2,500	166.67%	100.00%	166.67%
Total Licenses and Permits	\$ 137,261	\$ 150,400	\$ 115,250	\$ 127,150	\$ 127,150	\$ 127,150	76.63%	110.33%	84.54%
4300 Charges for Services									
4320 Board-up / Violation Remediation Charge	\$ 1,610	\$ 1,500	\$ 500	\$ 1,000	\$ 1,000	\$ 1,000	33.33%	200.00%	66.67%
4355 Inspection Fee	45,228	48,000	36,000	40,000	40,000	40,000	75.00%	111.11%	83.33%
Total Charges for Services	\$ 46,838	\$ 49,500	\$ 36,500	\$ 41,000	\$ 41,000	\$ 41,000	73.74%	112.33%	82.83%
4500 Fines and Forfeitures									
4510 Building Code Violation Fines	\$ 3,039	\$ 2,500	\$ 500	\$ 1,000	\$ 1,000	\$ 1,000	20.00%	200.00%	40.00%
4545 Local Ordinance Violation Fines	5,798	7,000	3,250	3,500	3,500	3,500	46.43%	107.69%	50.00%
Total Fines and Forfeitures	\$ 8,837	\$ 9,500	\$ 3,750	\$ 4,500	\$ 4,500	\$ 4,500	39.47%	120.00%	47.37%
4650 Grants									
4660 State Grants	\$ 11,310	\$ 9,000	\$ 0	\$ 0	\$ 0	\$ 0	0.00%	-	0.00%
Total Grants	\$ 11,310	\$ 9,000	\$ 0	\$ 0	\$ 0	\$ 0	0.00%	-	0.00%
Total Current Operating Revenues	\$ 204,246	\$ 218,400	\$ 155,500	\$ 172,650	\$ 172,650	\$ 172,650	71.20%	111.03%	79.05%
Other Financing Sources and Uses									
Proceeds									
8160 From Sale of Capital Assets	2,500	0	0	0	0	0	-	-	-
Total Proceeds	\$ 2,500	\$ 0	\$ 0	\$ 0	\$ 0	\$ 0	-	-	-
Total Other Financing Sources and Uses	\$ 2,500	\$ 0	\$ 0	\$ 0	\$ 0	\$ 0	-	-	-
Total Building & Code Enforcement Department	\$ 206,746	\$ 218,400	\$ 155,500	\$ 172,650	\$ 172,650	\$ 172,650	71.20%	111.03%	79.05%

Village of South Chicago Heights, Illinois
 Operating Budget - Expenditures, Expenses and Other Financing Uses
 Fiscal Year January 1, 2023 - December 31, 2023



Village of South Chicago Heights, Illinois
Operating Budget - Expenditures, Expenses and Other Financing Uses
Fiscal Year January 1, 2023 - December 31, 2023

Fund / Department / Classification / Account	Actual FY 2021	Budget FY 2022	Expected FY 2022	Proposed FY 2023	Recommended FY 2023	Final Approved FY 2023	% variance Expected /Budget	% variance Final /Expected	% variance Final /Budget
01 General Fund									
15 Building & Code Enforcement Department									
Expenditures									
Current Operating Expenditures									
Public Safety									
5000-5100 Personal Services									
5000 Compensation									
5020 Wages - Salaried	\$ 65,185	\$ 65,000	\$ 66,625	\$ 72,500	\$ 72,500	\$ 72,500	102.50%	108.82%	111.54%
5025 Wages - Full Time Hourly	29,052	33,280	36,192	36,192	36,192	36,192	108.75%	100.00%	108.75%
5040 Wages - Overtime	927	1,200	1,305	1,305	1,305	1,305	108.75%	100.00%	108.75%
Total Compensation	\$ 95,164	\$ 99,480	\$ 104,122	\$ 109,997	\$ 109,997	\$ 109,997	104.67%	105.64%	110.57%
5100 Benefits									
5110 Employer FICA / Medicare	\$ 7,068	\$ 7,610	\$ 7,965	\$ 8,415	\$ 8,415	\$ 8,415	104.67%	105.64%	110.58%
5120 Employer IMRF	17,523	14,902	15,597	12,221	12,221	12,221	104.67%	78.35%	82.01%
5140 Insurance - Group Life and AD&D	147	144	141	140	140	140	97.92%	99.34%	97.27%
5150 Insurance - Group Medical	32,471	30,648	29,090	28,077	28,077	28,077	94.92%	96.52%	91.61%
5160 Insurance - Group Dental	2,184	2,415	2,320	2,269	2,269	2,269	96.08%	97.80%	93.96%
5180 Insurance - Workers Compensation	5,698	5,793	6,091	7,030	7,030	7,030	105.14%	115.43%	121.36%
5190 Insurance - Unemployment Compensation	0	246	284	245	245	245	115.45%	86.27%	99.59%
Total Benefits	\$ 65,091	\$ 61,758	\$ 61,489	\$ 58,397	\$ 58,397	\$ 58,397	99.56%	94.97%	94.56%
Total Personal Services	\$ 160,255	\$ 161,238	\$ 165,611	\$ 168,394	\$ 168,394	\$ 168,394	102.71%	101.68%	104.44%
5200-5500 Contractual Services									
5200 Professional Services									
5240 Engineering and Architectural	\$ 4,033	\$ 4,500	\$ 2,000	\$ 3,000	\$ 3,000	\$ 3,000	44.44%	150.00%	66.67%
<i>Plan reviews</i>				3,000	3,000	3,000			
5299 Other Professional Services	1,035	0	0	0	0	0	-	-	-
Total Professional Services	\$ 5,068	\$ 4,500	\$ 2,000	\$ 3,000	\$ 3,000	\$ 3,000	44.44%	150.00%	66.67%
5300 Repair and Maintenance									
5380 R & M - Vehicles	\$ 11	\$ 1,000	\$ 500	\$ 750	\$ 750	\$ 750	50.00%	150.00%	75.00%
<i>Maintenance service, washes - inspector's vehicle</i>				750	750	750			
Total Repair and Maintenance	\$ 11	\$ 1,000	\$ 500	\$ 750	\$ 750	\$ 750	50.00%	150.00%	75.00%
5400 Other Contractual									
5435 Billing & Collection Services	\$ 2,308	\$ 2,500	\$ 2,500	\$ 2,500	\$ 2,500	\$ 2,500	100.00%	100.00%	100.00%
<i>Code violation management</i>				2,500	2,500	2,500			
5445 Contract Labor	25,030	27,500	20,500	22,000	23,800	23,800	74.55%	116.10%	86.55%
<i>Contract inspectors - electrical, plumbing</i>				22,000	23,800	23,800			
5455 Equipment Installation Services	389	0	0	0	0	0	-	-	-

Village of South Chicago Heights, Illinois
Operating Budget - Expenditures, Expenses and Other Financing Uses
Fiscal Year January 1, 2023 - December 31, 2023

Fund / Department / Classification / Account	Actual FY 2021	Budget FY 2022	Expected FY 2022	Proposed FY 2023	Recommended FY 2023	Final Approved FY 2023	% variance Expected /Budget	% variance Final /Expected	% variance Final /Budget
01 General Fund									
15 Building & Code Enforcement Department									
Expenditures									
Current Operating Expenditures									
Public Safety									
5470 Forestry & Landscaping Services	52,825	40,000	52,500	55,000	55,000	55,000	131.25%	104.76%	137.50%
<i>Vacant property maintenance</i>				55,000	55,000	55,000			
5490 Intergovernmental Fees and Dues	25	200	0	150	150	150	0.00%	-	75.00%
<i>Lien filing fees</i>				150	150	150			
5500 ISP's & Data Services	432	450	450	500	500	500	100.00%	111.11%	111.11%
<i>Monthly data charges - tablets</i>				500	500	500			
5540 Printing and Copying Services	145	400	200	350	350	350	50.00%	175.00%	87.50%
<i>Forms, notices, placards, etc.</i>				350	350	350			
5550 Professional Assn Memberships & Dues	0	150	0	0	0	0	0.00%	-	0.00%
5560 Purchased Program Services	6,289	5,000	7,000	6,500	6,500	6,500	140.00%	92.86%	130.00%
<i>Emergency board-ups</i>				6,500	6,500	6,500			
5580 Telephone - Local, LD, Wireless, Pager	510	550	525	550	550	550	95.45%	104.76%	100.00%
<i>Allocation of Village Hall service, cellular phones, pa</i>				550	550	550			
5590 Training Services	195	250	50	250	250	250	20.00%	500.00%	100.00%
				250	250	250			
Total Other Contractual	\$ 88,148	\$ 77,000	\$ 83,725	\$ 87,800	\$ 89,600	\$ 89,600	108.73%	107.02%	116.36%
Total Contractual Services	\$ 93,227	\$ 82,500	\$ 86,225	\$ 91,550	\$ 93,350	\$ 93,350	104.52%	108.26%	113.15%
5600-5700 Commodities									
5615 Books and Publications	\$ 0	\$ 250	\$ 0	\$ 150	\$ 150	\$ 150	0.00%	-	60.00%
<i>code updates</i>				150	150	150			
5625 Computer Supplies	0	250	0	150	150	150	0.00%	-	60.00%
<i>Inkjet cartridges, photo paper, blank media / memor</i>				150	150	150			
5630 Concessions and Food	0	0	0	0	0	0	-	-	-
5650 Fuel	1,593	1,600	2,275	2,250	2,250	2,250	142.19%	98.90%	140.63%
<i>Inspector vehicle</i>				2,250	2,250	2,250			
5670 Office Supplies	0	250	0	150	150	150	0.00%	-	60.00%
				150	150	150			

Village of South Chicago Heights, Illinois
Operating Budget - Expenditures, Expenses and Other Financing Uses
Fiscal Year January 1, 2023 - December 31, 2023

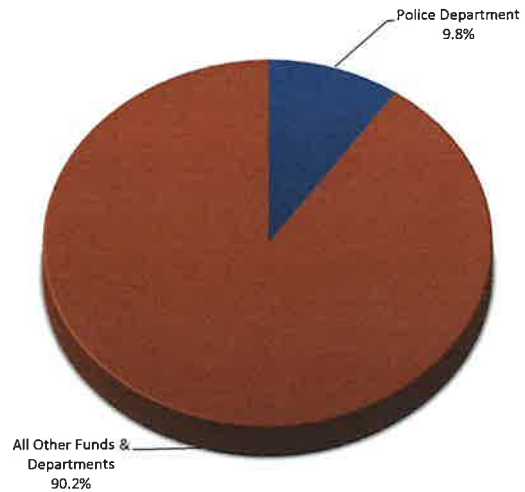
Fund / Department / Classification / Account	Actual FY 2021	Budget FY 2022	Expected FY 2022	Proposed FY 2023	Recommended FY 2023	Final Approved FY 2023	% variance Expected /Budget	% variance Final /Expected	% variance Final /Budget
01 General Fund									
15 Building & Code Enforcement Department									
Expenditures									
Current Operating Expenditures									
Public Safety									
5680 Postage	774	800	850	900	900	900	106.25%	105.88%	112.50%
<i>Violation notices, citations</i>				900	900	900			
5690 Program Supplies	145	200	100	150	150	150	50.00%	150.00%	75.00%
<i>Miscellaneous expendables</i>				150	150	150			
5715 Small Tools	0	250	0	200	200	200	0.00%	-	80.00%
<i>Laser measuring device</i>				200	200	200			
5720 Stationery	0	100	0	100	100	100	0.00%	-	100.00%
<i>Item description</i>				100	100	100			
5765 Uniforms	153	500	350	500	500	500	70.00%	142.86%	100.00%
<i>Shirts and caps for office staff & part-time inspector</i>				500	500	500			
Total Commodities	\$ 2,665	\$ 4,200	\$ 3,575	\$ 4,550	\$ 4,550	\$ 4,550	85.12%	127.27%	108.33%
5800 Travel									
5810 Conference and Meeting Registration	\$ 310	\$ 350	\$ 325	\$ 350	\$ 350	\$ 350	92.86%	107.69%	100.00%
<i>IML conference</i>				350	350	350			
5820 Local Mileage, Parking and Tolls	304	250	200	200	200	\$ 200	80.00%	100.00%	80.00%
<i>IML conference</i>				200	200	200			
5830 Lodging	1,034	1,000	1,000	1,050	1,050	1,050	100.00%	105.00%	105.00%
<i>IML conference</i>				1,050	1,050	1,050			
5840 Meals	150	100	100	100	100	100	100.00%	100.00%	100.00%
<i>IML conference</i>				100	100	100			
Total Travel	\$ 1,798	\$ 1,700	\$ 1,625	\$ 1,700	\$ 1,700	\$ 1,700	95.59%	104.62%	100.00%
Total Public Safety	\$ 257,945	\$ 249,638	\$ 257,036	\$ 266,194	\$ 267,994	\$ 267,994	102.96%	104.26%	107.35%
Total Current Operating Expenditures	\$ 257,945	\$ 249,638	\$ 257,036	\$ 266,194	\$ 267,994	\$ 267,994	102.96%	104.26%	107.35%

Village of South Chicago Heights, Illinois
Operating Budget - Expenditures, Expenses and Other Financing Uses
Fiscal Year January 1, 2023 - December 31, 2023

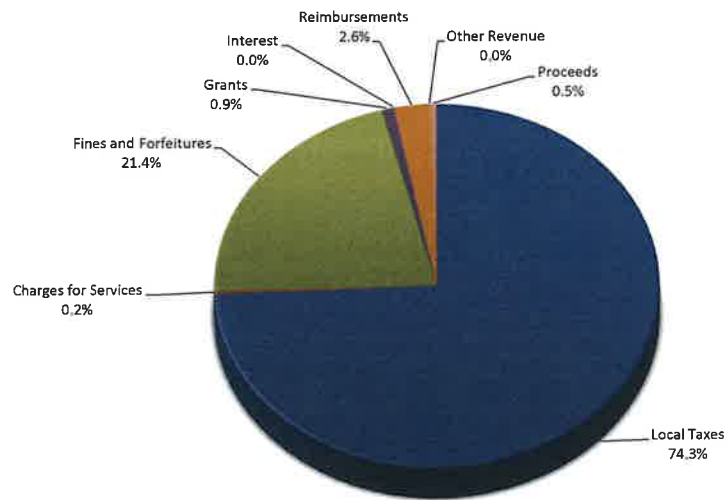
Fund / Department / Classification / Account	Actual FY 2021	Budget FY 2022	Expected FY 2022	Proposed FY 2023	Recommended FY 2023	Final Approved FY 2023	% variance Expected /Budget	% variance Final /Expected	% variance Final /Budget
01 General Fund									
15 Building & Code Enforcement Department									
Expenditures									
Current Operating Expenditures									
Public Safety									
Capital Outlay Expenditures									
Governmental Capital Outlay									
6000 Capital Outlay									
6530 Equipment - Data Processing	\$ 0	\$ 0	\$ 0	\$ 0	\$ 0	\$ 0	-	-	-
Total Capital Outlay	\$ 0	\$ 0	\$ 0	\$ 0	\$ 0	\$ 0	-	-	-
Total Governmental Capital Outlay	\$ 0	\$ 0	\$ 0	\$ 0	\$ 0	\$ 0	-	-	-
Total Expenditures	\$ 257,945	\$ 249,638	\$ 257,036	\$ 266,194	\$ 267,994	\$ 267,994	102.96%	104.26%	107.35%
Total Building & Code Enforcement Department	\$ 257,945	\$ 249,638	\$ 257,036	\$ 266,194	\$ 267,994	\$ 267,994	102.96%	104.26%	107.35%

Village of South Chicago Heights, Illinois
Operating Budget - Revenues and Other Financing Sources
Fiscal Year January 1, 2023 - December 31, 2023

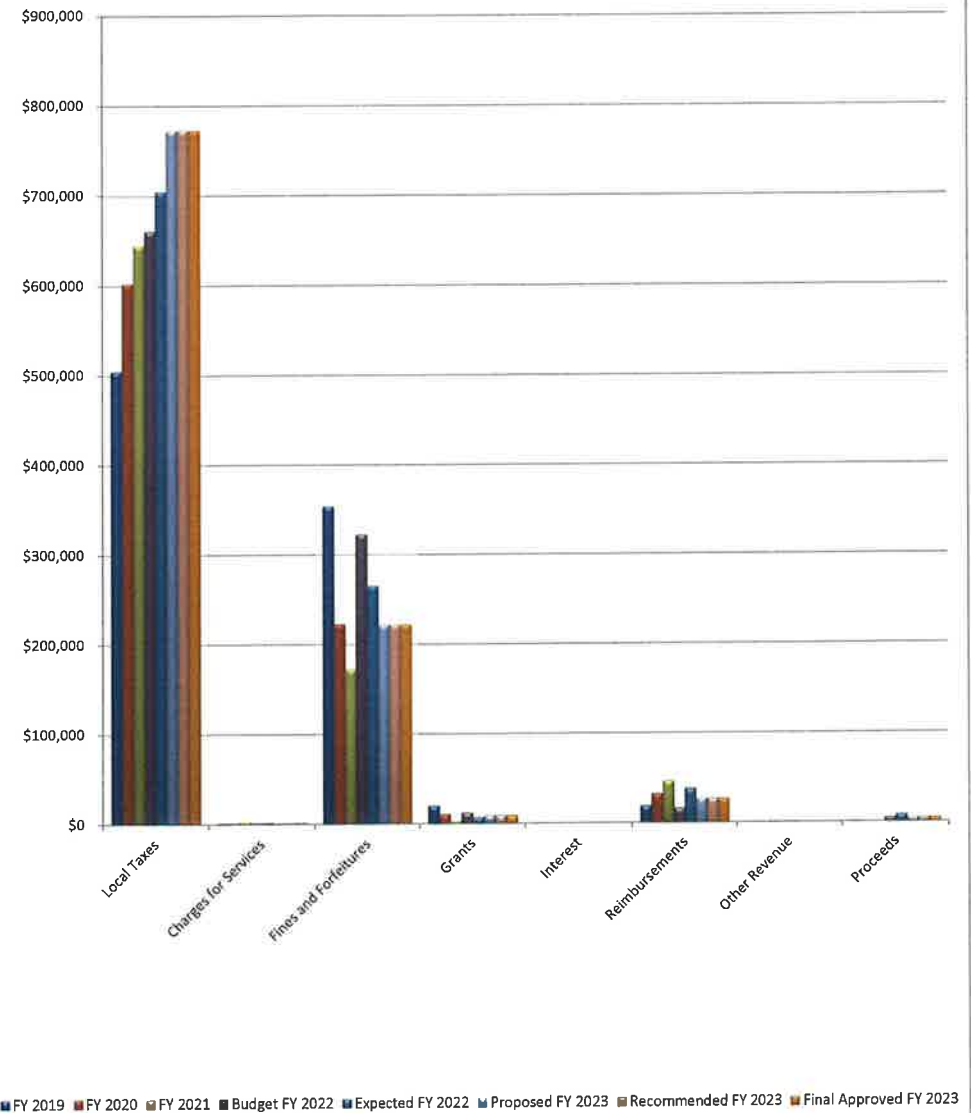
Fiscal Year 2023



Police Department Fiscal Year 2023



Police Department Revenue Trend



Village of South Chicago Heights, Illinois
Operating Budget - Revenues and Other Financing Sources
Fiscal Year January 1, 2023 - December 31, 2023

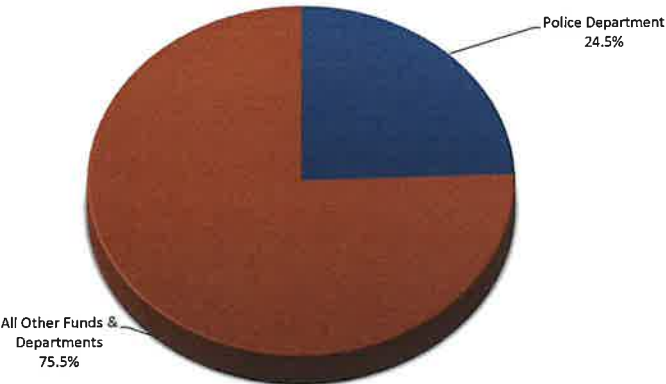
Fund / Department / Classification / Account	Actual FY 2021	Budget FY 2022	Expected FY 2022	Proposed FY 2023	Recommended FY 2023	Final Approved FY 2023	% variance Expected /Budget	% variance Final /Expected	% variance Final /Budget
01 General Fund									
20 Police Department									
Current Operating Revenues									
4000 Local Taxes									
4013 Property Tax - Crossing Guards Levy	\$ 3,894	\$ 4,000	\$ 4,000	\$ 4,000	\$ 4,000	\$ 4,000	100.00%	100.00%	100.00%
4021 Property Tax - Police Pension Levy	281,671	288,225	301,375	369,200	369,200	369,200	104.56%	122.51%	128.09%
4022 Property Tax - Police Protection Levy	359,431	369,000	400,000	400,000	400,000	400,000	108.40%	100.00%	108.40%
Total Local Taxes	<u>\$ 644,996</u>	<u>\$ 661,225</u>	<u>\$ 705,375</u>	<u>\$ 773,200</u>	<u>\$ 773,200</u>	<u>\$ 773,200</u>	<u>106.68%</u>	<u>109.62%</u>	<u>116.93%</u>
4300 Charges for Services									
4360 License Application Fee	\$ 1,025	\$ 500	\$ 500	\$ 500	\$ 500	\$ 500	100.00%	100.00%	100.00%
4365 Police / Fire Report Fee	2,000	1,750	2,100	2,000	2,000	2,000	120.00%	95.24%	114.29%
4399 Other Charges For Services	95	0	0	0	0	0	-	-	-
Total Charges for Services	<u>\$ 3,120</u>	<u>\$ 2,250</u>	<u>\$ 2,600</u>	<u>\$ 2,500</u>	<u>\$ 2,500</u>	<u>\$ 2,500</u>	<u>115.56%</u>	<u>96.15%</u>	<u>111.11%</u>
4500 Fines and Forfeitures									
4515 Circuit Court DUI Fines	\$ 1,283	\$ 500	\$ 500	\$ 500	\$ 500	\$ 500	100.00%	100.00%	100.00%
4520 Circuit Court Fines	20,251	15,000	20,000	1,750	1,750	1,750	133.33%	8.75%	11.67%
4525 "C" Ticket Fines	25,435	75,000	23,000	25,000	25,000	25,000	30.67%	108.70%	33.33%
4545 Local Ordinance Violation Fines	90,371	115,000	86,700	90,000	90,000	90,000	75.39%	103.81%	78.26%
4565 "P" Ticket Fines	15,230	17,500	7,500	10,000	10,000	10,000	42.86%	133.33%	57.14%
4570 Police Forfeiture Income	0	75,000	110,000	75,000	75,000	75,000	146.67%	68.18%	100.00%
4585 Tow Release Fee	19,995	25,000	18,000	20,000	20,000	20,000	72.00%	111.11%	80.00%
Total Fines and Forfeitures	<u>\$ 172,565</u>	<u>\$ 323,000</u>	<u>\$ 265,700</u>	<u>\$ 222,250</u>	<u>\$ 222,250</u>	<u>\$ 222,250</u>	<u>82.26%</u>	<u>83.65%</u>	<u>68.81%</u>
4650 Grants									
4651 Federal Grants	\$ 1,730	\$ 0	\$ 0	\$ 0	\$ 0	\$ 0	-	-	-
4660 State Grants	1,153	7,500	500	2,500	2,500	2,500	6.67%	500.00%	33.33%
4690 Corporate / Private Grants	0	5,500	7,000	7,000	7,000	7,000	127.27%	100.00%	127.27%
Total Grants	<u>\$ 2,883</u>	<u>\$ 13,000</u>	<u>\$ 7,500</u>	<u>\$ 9,500</u>	<u>\$ 9,500</u>	<u>\$ 9,500</u>	<u>57.69%</u>	<u>126.67%</u>	<u>73.08%</u>
4750 Interest									
4760 Interest From Deposits	\$ 25	\$ 50	\$ 25	\$ 25	\$ 25	\$ 25	50.00%	100.00%	50.00%
Total Interest	<u>\$ 25</u>	<u>\$ 50</u>	<u>\$ 25</u>	<u>\$ 25</u>	<u>\$ 25</u>	<u>\$ 25</u>	<u>50.00%</u>	<u>100.00%</u>	<u>50.00%</u>
4800 Reimbursements									
4815 Expense Reimbursement	\$ 12,721	\$ 500	\$ 150	\$ 1,000	\$ 1,000	\$ 1,000	30.00%	666.67%	200.00%
4820 Insurance Reimbursement	29,953	15,000	32,000	25,000	25,000	25,000	213.33%	78.13%	166.67%
4830 State Reimbursement	1,500	1,000	0	1,500	1,500	1,500	0.00%	-	150.00%
4835 Workers Compensation Reimbursement	3,101	0	6,500	0	0	0	-	0.00%	-
Total Reimbursements	<u>\$ 47,275</u>	<u>\$ 16,500</u>	<u>\$ 38,650</u>	<u>\$ 27,500</u>	<u>\$ 27,500</u>	<u>\$ 27,500</u>	<u>234.24%</u>	<u>71.15%</u>	<u>166.67%</u>
4900 Other Revenue									
4910 Donations	\$ 0	\$ 0	\$ 0	\$ 0	\$ 0	\$ 0	-	-	-
4930 Merchandise Sales	1,004	0	1,000	0	0	0	-	0.00%	-
Total Other Revenue	<u>\$ 1,004</u>	<u>\$ 0</u>	<u>\$ 1,000</u>	<u>\$ 0</u>	<u>\$ 0</u>	<u>\$ 0</u>	<u>-</u>	<u>0.00%</u>	<u>-</u>
Total Current Operating Revenues	<u>\$ 871,868</u>	<u>\$ 1,016,025</u>	<u>\$ 1,020,850</u>	<u>\$ 1,034,975</u>	<u>\$ 1,034,975</u>	<u>\$ 1,034,975</u>	<u>100.47%</u>	<u>101.38%</u>	<u>101.87%</u>

Village of South Chicago Heights, Illinois
Operating Budget - Revenues and Other Financing Sources
Fiscal Year January 1, 2023 - December 31, 2023

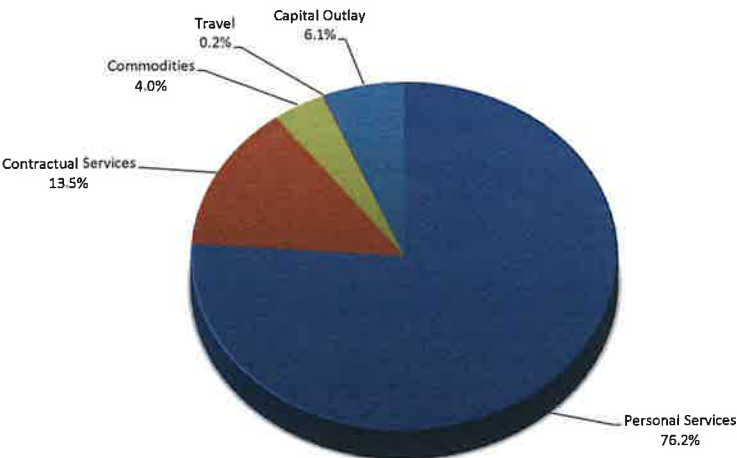
Fund / Department / Classification / Account	Actual FY 2021	Budget FY 2022	Expected FY 2022	Proposed FY 2023	Recommended FY 2023	Final Approved FY 2023	% variance Expected /Budget	% variance Final /Expected	% variance Final /Budget
01 General Fund									
20 Police Department									
Current Operating Revenues									
Other Financing Sources and Uses									
Proceeds									
8160 From Sale of Capital Assets	\$ 0	\$ 5,000	\$ 8,500	\$ 5,000	\$ 5,000	\$ 5,000	170.00%	58.82%	100.00%
Total Proceeds	\$ 0	\$ 5,000	\$ 8,500	\$ 5,000	\$ 5,000	\$ 5,000	170.00%	58.82%	100.00%
Total Other Financing Sources and Uses	\$ 0	\$ 5,000	\$ 8,500	\$ 5,000	\$ 5,000	\$ 5,000	170.00%	58.82%	100.00%
Total Police Department	\$ 871,868	\$ 1,021,025	\$ 1,029,350	\$ 1,039,975	\$ 1,039,975	\$ 1,039,975	100.82%	101.03%	101.86%

Village of South Chicago Heights, Illinois
Operating Budget - Expenditures, Expenses and Other Financing Uses
Fiscal Year January 1, 2023 - December 31, 2023

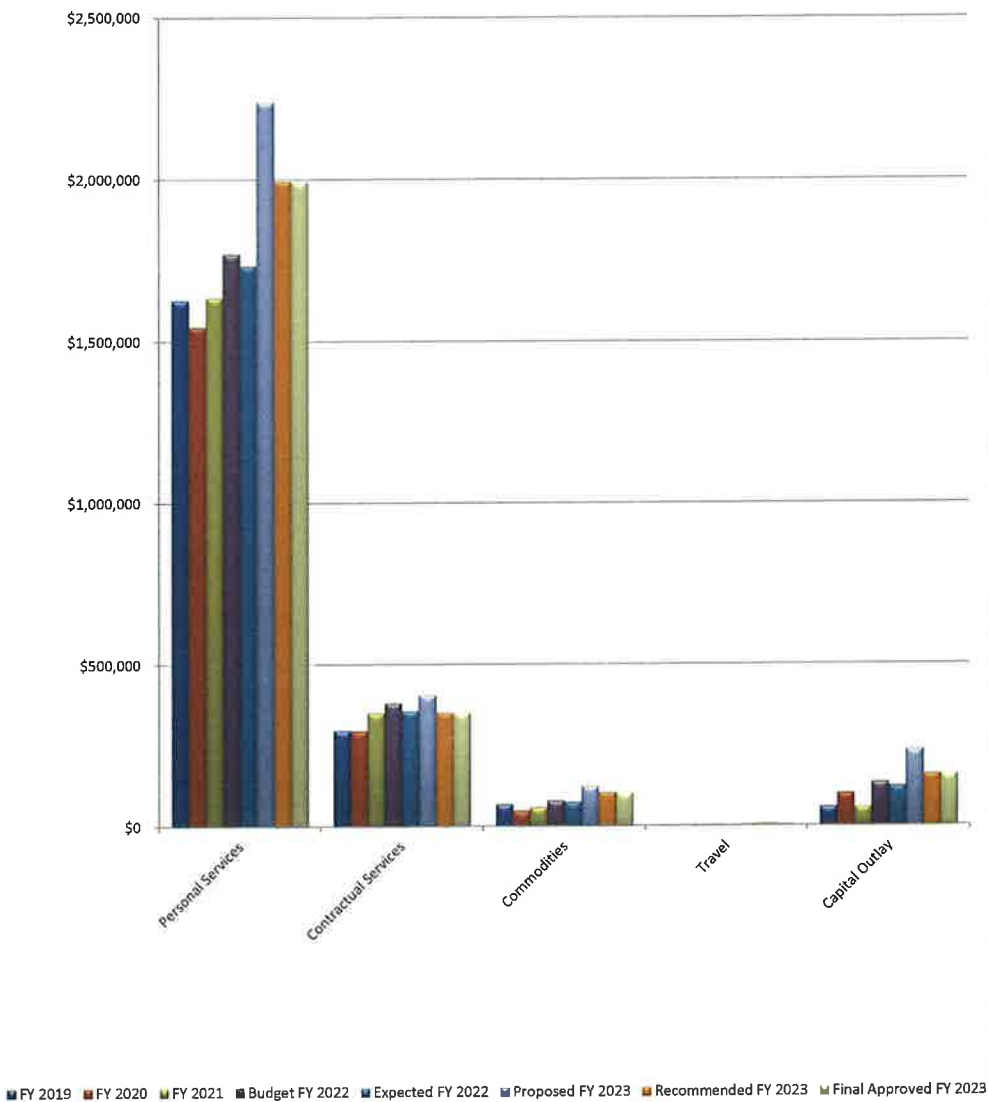
Fiscal Year 2023



Police Department Fiscal Year 2023



Police Department Expenditure Trend



Village of South Chicago Heights, Illinois
Operating Budget - Expenditures, Expenses and Other Financing Uses
Fiscal Year January 1, 2023 - December 31, 2023

Fund / Department / Classification / Account	Actual FY 2021	Budget FY 2022	Expected FY 2022	Proposed FY 2023	Recommended FY 2023	Final Approved FY 2023	% variance Expected /Budget	% variance Final /Expected	% variance Final /Budget
01 General Fund									
20 Police Department									
Expenditures									
Current Operating Expenditures									
Public Safety									
5000-5100 Personal Services									
5000 Compensation									
5020 Wages - Salaried	\$ 198,888	\$ 198,168	\$ 216,225	\$ 194,187	\$ 194,187	\$ 194,187	109.11%	89.81%	97.99%
5025 Wages - Full Time Hourly	497,691	574,654	638,704	936,230	760,409	760,409	111.15%	119.05%	132.32%
5030 Wages - Part Time Hourly	260,588	228,977	201,006	214,240	214,240	214,240	87.78%	106.58%	93.56%
5040 Wages - Overtime	140,073	164,681	135,850	198,113	169,144	169,144	82.49%	124.51%	102.71%
Total Compensation	<u>\$ 1,097,240</u>	<u>\$ 1,166,480</u>	<u>\$ 1,191,786</u>	<u>\$ 1,542,770</u>	<u>\$ 1,337,980</u>	<u>\$ 1,337,980</u>	<u>102.17%</u>	<u>112.27%</u>	<u>114.70%</u>
5100 Benefits									
5110 Employer FICA / Medicare	\$ 42,644	\$ 42,495	\$ 40,471	\$ 46,936	\$ 43,966	\$ 43,966	95.24%	108.64%	103.46%
5120 Employer IMRF	10,952	7,873	8,569	6,989	6,989	6,989	108.84%	81.56%	88.77%
5125 Self-managed Plan	18,605	18,562	18,562	19,026	19,026	19,026	100.00%	102.50%	102.50%
5130 Employer Police / Fire Pension	280,943	288,225	290,000	369,200	369,200	369,200	100.62%	127.31%	128.09%
5140 Insurance - Group Life and AD&D	691	839	827	1,096	886	886	98.59%	107.10%	105.60%
5150 Insurance - Group Medical	110,031	165,568	103,168	142,986	119,234	119,234	62.31%	115.57%	72.02%
5160 Insurance - Group Dental	9,254	10,245	7,143	9,455	8,314	8,314	69.72%	116.40%	81.15%
5180 Insurance - Workers Compensation	65,701	67,931	69,716	98,604	85,516	85,516	102.63%	122.66%	125.89%
5190 Insurance - Unemployment Compensation	0	3,693	4,194	4,288	3,920	3,920	113.57%	93.46%	106.15%
Total Benefits	<u>\$ 538,821</u>	<u>\$ 605,431</u>	<u>\$ 542,650</u>	<u>\$ 698,579</u>	<u>\$ 657,050</u>	<u>\$ 657,050</u>	<u>89.63%</u>	<u>121.08%</u>	<u>108.53%</u>
Total Personal Services	<u>\$ 1,636,061</u>	<u>\$ 1,771,911</u>	<u>\$ 1,734,435</u>	<u>\$ 2,241,349</u>	<u>\$ 1,995,030</u>	<u>\$ 1,995,030</u>	<u>97.89%</u>	<u>115.02%</u>	<u>112.59%</u>
5200-5500 Contractual Services									
5200 Professional Services									
5230 Data Processing	\$ 4,663	\$ 6,000	\$ 4,500	\$ 4,500	\$ 4,500	\$ 4,500	75.00%	100.00%	75.00%
<i>As-needed programming & networking services</i>				4,500	4,500	4,500			
5280 Medical	937	2,300	2,000	2,000	2,000	2,000	86.96%	100.00%	86.96%
<i>Drug & alcohol testing, return to work exams</i>				1,050	1,050	1,050			
<i>Police EAP program</i>				950	950	950			
Total Professional Services	<u>\$ 5,600</u>	<u>\$ 8,300</u>	<u>\$ 6,500</u>	<u>\$ 6,500</u>	<u>\$ 6,500</u>	<u>\$ 6,500</u>	<u>78.31%</u>	<u>100.00%</u>	<u>78.31%</u>
5300 Repair and Maintenance									
5305 R & M - Buildings & Grounds	0	300	300	300	300	300	100.00%	100.00%	100.00%
<i>Emergency generator maintenance</i>				300	300	300			
5310 R & M - Communications Equipment	10,380	4,000	18,500	12,000	11,000	11,000	462.50%	59.46%	275.00%
<i>Starcom service agreement - Vlg of Steger</i>				6,550	6,550	6,550			
<i>Service contract - Motorola</i>				2,450	2,450	2,450			
<i>Service contract - camera system (forfeiture funds)</i>				2,000	2,000	2,000			
<i>As-needed services</i>				1,000	0	0			

Village of South Chicago Heights, Illinois
Operating Budget - Expenditures, Expenses and Other Financing Uses
Fiscal Year January 1, 2023 - December 31, 2023

Fund / Department / Classification / Account	Actual FY 2021	Budget FY 2022	Expected FY 2022	Proposed FY 2023	Recommended FY 2023	Final Approved FY 2023	% variance Expected /Budget	% variance Final /Expected	% variance Final /Budget
01 General Fund									
20 Police Department									
Expenditures									
Current Operating Expenditures									
Public Safety									
5320 R & M - Data Processing Equipment	3,377	2,350	1,500	2,350	2,350	2,350	63.83%	156.67%	100.00%
Crime Free Housing software license				400	400	400			
Service contract BEAST software				950	950	950			
As-needed services				1,000	1,000	1,000			
5340 R & M - Police Equipment	0	250	0	250	250	250	0.00%	-	100.00%
Repairs - radar units, fingerprint scanner, etc				250	250	250			
5350 R & M - Office Equipment	1,523	2,000	2,250	2,300	2,300	2,300	112.50%	102.22%	115.00%
Metered charges - copier				2,300	2,300	2,300			
5380 R & M - Vehicles	40,708	27,100	15,000	27,000	27,000	27,000	55.35%	180.00%	99.63%
Car washes				2,000	2,000	2,000			
Contract servicing & repairs of squad cars				15,000	15,000	15,000			
Crash repairs				10,000	10,000	10,000			
Total Repair and Maintenance	\$ 55,988	\$ 36,000	\$ 37,550	\$ 44,200	\$ 43,200	\$ 43,200	104.31%	115.05%	120.00%
5400 Other Contractual									
5430 Bank Fees & Charges	\$ 15	\$ 0	\$ 175	\$ 180	\$ 180	180	-	102.86%	-
Account fees - forfeiture funds				180	180	180			
5435 Billing & Collection Services	10,190	16,500	9,500	14,000	14,000	\$ 14,000	57.58%	147.37%	84.85%
Commissions - fine management services				4,000	4,000	4,000			
Commissions - collection agency				10,000	10,000	10,000			
5455 Equipment Installation Services	1,327	2,000	2,000	3,200	3,200	3,200	100.00%	160.00%	160.00%
New vehicle lettering, etc				3,200	3,200	3,200			
5460 Equipment Rental	3,778	3,800	3,800	4,125	4,125	4,125	100.00%	108.55%	108.55%
Copier lease				4,125	4,125	4,125			
5490 Intergovernmental Fees and Dues	880	1,000	1,100	1,350	1,350	1,350	110.00%	122.73%	135.00%
State Police fees				750	750	750			
Vehicle license fees				600	600	600			
5495 Intergovernmental Service Contracts	211,674	230,900	231,300	226,100	176,750	176,750	100.17%	76.42%	76.55%
DARE Program				500	500	500			
Prisoner lock-up fees - outside agencies				6,000	6,000	6,000			
Dispatch services - Laraway Communication Center				219,600	170,250	170,250			

Village of South Chicago Heights, Illinois
Operating Budget - Expenditures, Expenses and Other Financing Uses
Fiscal Year January 1, 2023 - December 31, 2023

Fund / Department / Classification / Account	Actual FY 2021	Budget FY 2022	Expected FY 2022	Proposed FY 2023	Recommended FY 2023	Final Approved FY 2023	% variance Expected /Budget	% variance Final /Expected	% variance Final /Budget
01 General Fund									
20 Police Department									
Expenditures									
Current Operating Expenditures									
Public Safety									
5500 ISP's & Data Services	12,507	16,170	12,000	13,950	14,450	14,450	74.21%	120.42%	89.36%
Internet connection fees				5,000	5,000	5,000			
GPS tracking service (forfeiture funds)				500	1,000	1,000			
Lexis Nexis subscription (forfeiture funds)				1,200	1,200	1,200			
License plate recognition software subscription (forfeiture funds)				6,200	6,200	6,200			
Tablet PC - Critical Response contract				480	480	480			
APBnet software licence (11-30 users)				570	570	570			
5510 Janitorial	12,812	11,200	12,550	13,820	13,820	13,820	112.05%	110.12%	123.39%
Holding cell cleaning				4,620	4,620	4,620			
Weekly station cleaning				6,500	6,500	6,500			
Floor mat service				2,700	2,700	2,700			
5520 Liability Insurance	0	0	0	0	0	0	-	-	-
5540 Printing and Copying Services	1,097	3,000	2,500	3,000	3,000	3,000	83.33%	120.00%	100.00%
Forms, etc				2,500	2,500	2,500			
Crime-free housing user information				500	500	500			
5550 Professional Assn Memberships & Dues	500	525	550	1,575	1,575	1,575	104.76%	286.36%	300.00%
Illinois Assn of Chiefs of Police				275	275	275			
Police Executive Research Forum				225	225	225			
ILEAS				75	75	75			
SSACOP, ITOA, IDEOA, ILEETA, IACOP				1,000	1,000	1,000			
5560 Purchased Program Services	4,985	18,100	6,000	29,319	25,500	25,500	33.15%	425.00%	140.88%
Informant fees				500	500	500			
Code Red emergency telephone service				5,500	5,500	5,500			
Body camera - license, equipment lease, data storage				21,819	18,000	18,000			
Document destruction				500	500	500			
SSMART accident reconstruction services				1,000	1,000	1,000			
5580 Telephone - Local, LD, Wireless, Pager	10,637	11,500	10,600	12,000	12,000	12,000	92.17%	113.21%	104.35%
Allocation of Comcast voice lines				11,000	11,000	11,000			
OIC phones (3)				1,000	1,000	1,000			
5590 Training Services	19,100	23,000	22,000	32,700	32,700	32,700	95.65%	148.64%	142.17%
NEMERT membership (10 officers)				1,700	1,700	1,700			
Part-time academy (5)				9,000	9,000	9,000			
Police reform act training				5,000	5,000	5,000			
Lexipole policy & training				7,500	7,500	7,500			
Officer skills training - NEMERT courses				2,500	2,500	2,500			
Virtra firearms simulation training				2,000	2,000	2,000			
Third party trainers				5,000	5,000	5,000			
Total Other Contractual	\$ 289,502	\$ 337,695	\$ 314,075	\$ 355,319	\$ 302,650	\$ 302,650	93.01%	96.36%	89.62%

Village of South Chicago Heights, Illinois
Operating Budget - Expenditures, Expenses and Other Financing Uses
Fiscal Year January 1, 2023 - December 31, 2023

Fund / Department / Classification / Account	Actual FY 2021	Budget FY 2022	Expected FY 2022	Proposed FY 2023	Recommended FY 2023	Final Approved FY 2023	% variance Expected /Budget	% variance Final /Expected	% variance Final /Budget
01 General Fund									
20 Police Department									
Expenditures									
Current Operating Expenditures									
Public Safety									
Total Contractual Services	\$ 351,090	\$ 381,995	\$ 358,125	\$ 406,019	\$ 352,350	\$ 352,350	93.75%	98.39%	92.24%
5600-5700 Commodities									
5605 Ammunition and Range Supplies	\$ 4,282	\$ 10,700	\$ 8,500	\$ 10,000	\$ 10,000	\$ 10,000	79.44%	117.65%	93.46%
Range time, targets, ammo				10,000	10,000	10,000			
5615 Books and Publications	260	400	455	500	500	500	113.75%	109.89%	125.00%
Law bulletin				500	500	500			
5620 Cleaning & Maintenance Supplies	241	750	450	600	600	600	60.00%	133.33%	80.00%
Station supplies				600	600	600			
5625 Computer Supplies	1,783	2,000	1,000	1,750	1,750	1,750	50.00%	175.00%	87.50%
				1,750	1,750	1,750			
5630 Concessions and Food	0	600	0	500	500	500	0.00%	-	83.33%
Prisoner meals				500	500	500			
5635 Copier Supplies	1,227	1,750	1,200	1,500	1,500	1,500	68.57%	125.00%	85.71%
Paper, misc expendables				1,500	1,500	1,500			
5650 Fuel	32,206	40,000	45,500	50,000	50,000	50,000	113.75%	109.89%	125.00%
				50,000	50,000	50,000			
5660 Lubricants and Fluids	116	100	150	125	125	125	150.00%	83.33%	125.00%
				125	125	125			
5670 Office Supplies	1,020	1,500	1,350	1,500	1,500	1,500	90.00%	111.11%	100.00%
				1,500	1,500	1,500			
5675 Police Supplies	190	1,000	675	2,159	2,175	2,175	67.50%	322.22%	217.50%
Evidence tech supplies				500	500	500			
Lock-up supplies				500	500	500			
Replacement transport restraints				1,159	1,175	1,175			
5680 Postage	1,714	2,100	1,500	2,000	2,000	2,000	71.43%	133.33%	95.24%
Violation notices, neighborhood watch mailers, etc				2,000	2,000	2,000			

Village of South Chicago Heights, Illinois
Operating Budget - Expenditures, Expenses and Other Financing Uses
Fiscal Year January 1, 2023 - December 31, 2023

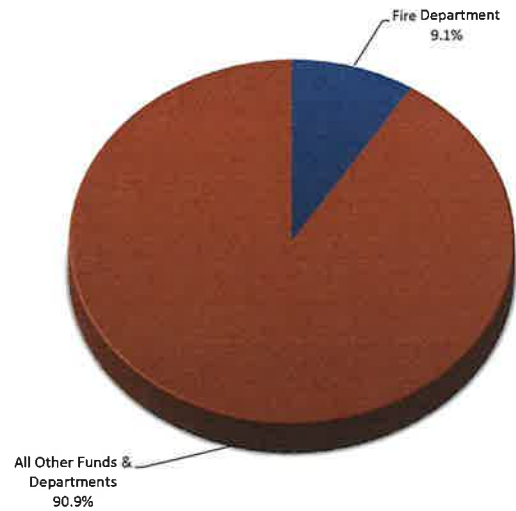
Fund / Department / Classification / Account	Actual FY 2021	Budget FY 2022	Expected FY 2022	Proposed FY 2023	Recommended FY 2023	Final Approved FY 2023	% variance Expected /Budget	% variance Final /Expected	% variance Final /Budget
01 General Fund									
20 Police Department									
Expenditures									
Current Operating Expenditures									
Public Safety									
5690 Program Supplies	1,852	3,750	2,300	4,700	4,700	4,700	61.33%	204.35%	125.33%
Sanitary supplies, gloves, 1st aid, flashlights, keys, etc.				2,200	2,200	2,200			
Prisoner blankets & jumpsuits				1,000	1,000	1,000			
Traffic cones, vehicle fire extinguishers, lock-out kits				1,500	1,500	1,500			
5700 Protective Clothing & Equipment	5,084	5,500	4,000	5,300	5,300	5,300	72.73%	132.50%	96.36%
Replacement ballistic vests (6)				4,800	4,800	4,800			
Masks, gloves, PPE				500	500	500			
5710 Service & Repair Parts	0	1,000	0	750	750	750	0.00%	-	75.00%
Radio batteries, etc.				750	750	750			
5720 Stationery	55	200	0	150	150	150	0.00%	-	75.00%
Business cards				150	150	150			
5760 Training Supplies	0	0	0	500	500	500	-	-	-
Firearm training equipment (2)				500	500	500			
5765 Uniforms	8,711	8,000	8,000	41,915	22,000	22,000	100.00%	275.00%	275.00%
Full-time officers replacement items				23,385	11,750	11,750			
Part-time officers replacement items				18,530	9,500	9,500			
Uniform insignia (stars)				0	750	750			
5799 Other Materials and Supplies	0	0	100	0	0	0	-	0.00%	-
Total Commodities	\$ 58,741	\$ 79,350	\$ 75,180	\$ 123,949	\$ 104,050	\$ 104,050	94.74%	138.40%	131.13%
5800 Travel									
5810 Conference and Meeting Registration	\$ 2,050	\$ 2,800	\$ 1,300	\$ 2,925	\$ 2,925	\$ 2,925	46.43%	225.00%	104.46%
Chief's & D/C conferences				1,400	1,400	1,400			
Drug enforcement officer conference (forfeiture fund)				600	600	600			
Other conferences				925	925	925			
5820 Local Mileage, Parking and Tolls	0	150	0	150	150	150	0.00%	-	100.00%
Chief's & D/C conferences				150	150	150			
5830 Lodging	850	400	850	2,000	2,000	2,000	212.50%	235.29%	500.00%
Chief's & D/C conferences				2,000	2,000	2,000			

Village of South Chicago Heights, Illinois
Operating Budget - Expenditures, Expenses and Other Financing Uses
Fiscal Year January 1, 2023 - December 31, 2023

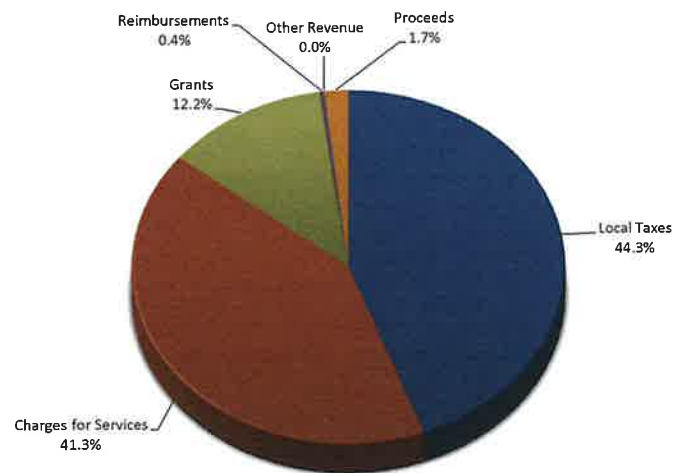
Fund / Department / Classification / Account	Actual FY 2021	Budget FY 2022	Expected FY 2022	Proposed FY 2023	Recommended FY 2023	Final Approved FY 2023	% variance Expected /Budget	% variance Final /Expected	% variance Final /Budget
01 General Fund									
20 Police Department									
Expenditures									
Current Operating Expenditures									
Public Safety									
5840 Meals	0	150	0	900	900	900	0.00%	-	600.00%
Chief's & D/C conferences				900	900	900			
Total Travel	\$ 2,900	\$ 3,500	\$ 2,150	\$ 5,975	\$ 5,975	\$ 5,975	61.43%	277.91%	170.71%
Total Public Safety	\$ 2,048,792	\$ 2,236,756	\$ 2,169,890	\$ 2,777,292	\$ 2,457,405	\$ 2,457,405	97.01%	113.25%	109.86%
Total Current Operating Expenditures	\$ 2,048,792	\$ 2,236,756	\$ 2,169,890	\$ 2,777,292	\$ 2,457,405	\$ 2,457,405	97.01%	113.25%	109.86%
Capital Outlay Expenditures									
Governmental Capital Outlay									
6000 Capital Outlay									
6510 Equipment - Communications	\$ 0	\$ 25,850	\$ 0	\$ 37,000	\$ 19,000	\$ 19,000	0.00%	-	73.50%
Portable radios (3)				36,000	18,000	18,000			
GPS tracking device w/ charger (forfeiture funds)				1,000	1,000	1,000			
6530 Equipment - Data Processing	10,546	9,000	11,450	7,200	7,200	\$ 7,200	127.22%	62.88%	80.00%
Replacement MDT (2)				7,200	7,200	7,200			
6550 Equipment - Office	0	0	1,450	1,450	1,450	1,450	-	100.00%	-
Lockers (4)				1,450	1,450	1,450			
6570 Equipment - Public Safety	2,458	7,250	8,200	37,794	28,000	28,000	113.10%	341.46%	386.21%
Replacement tasers (10)				16,000	16,000	16,000			
Replacement intoximeters (2)				12,000	12,000	12,000			
Ballistic shield (2)				9,794	0	0			
6580 Equipment - Vehicles	44,162	92,000	101,150	151,725	105,000	105,000	109.95%	103.81%	114.13%
New interceptor SUV (2) (forfeiture funds)				151,725	105,000	105,000			
6599 Equipment - Other	0	0	0	0	0	0	-	-	-
Total Capital Outlay	\$ 57,166	\$ 134,100	\$ 122,250	\$ 235,169	\$ 160,650	\$ 160,650	91.16%	131.41%	119.80%
Total Governmental Capital Outlay	\$ 57,166	\$ 134,100	\$ 122,250	\$ 235,169	\$ 160,650	\$ 160,650	91.16%	131.41%	119.80%
Total Expenditures	\$ 2,105,958	\$ 2,370,856	\$ 2,292,140	\$ 3,012,461	\$ 2,618,055	\$ 2,618,055	96.68%	114.22%	110.43%
Total Police Department	\$ 2,105,958	\$ 2,370,856	\$ 2,292,140	\$ 3,012,461	\$ 2,618,055	\$ 2,618,055	96.68%	114.22%	110.43%

Village of South Chicago Heights, Illinois
Operating Budget - Revenues and Other Financing Sources
Fiscal Year January 1, 2023 - December 31, 2023

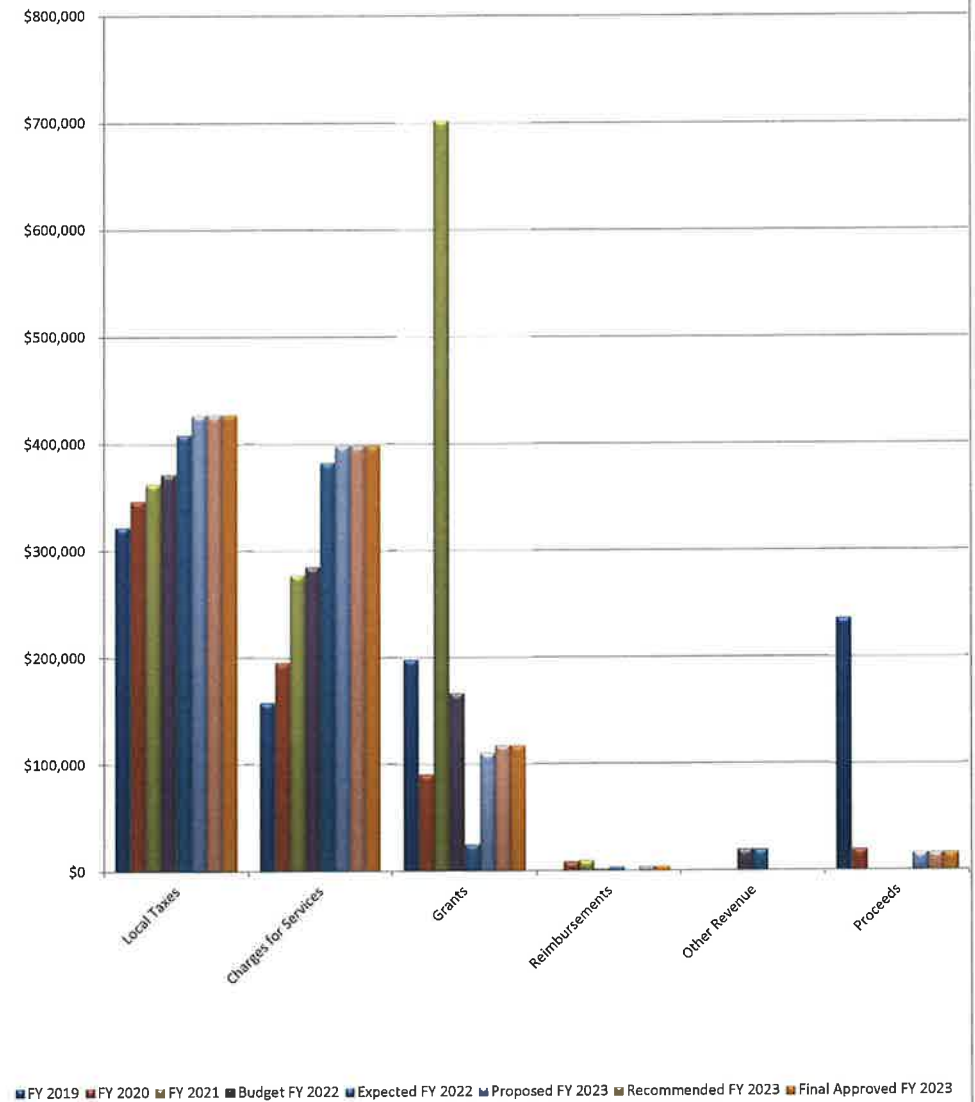
Fiscal Year 2023



Fire Department Fiscal Year 2023



Fire Department Revenue Trend

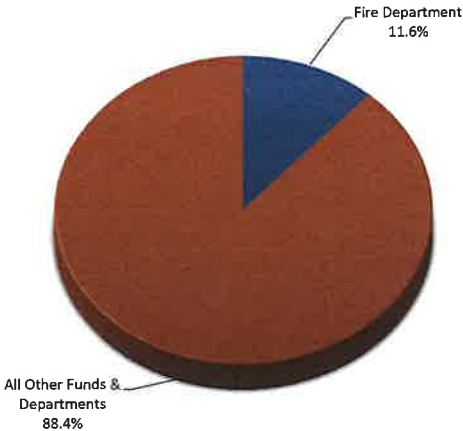


Village of South Chicago Heights, Illinois
Operating Budget - Revenues and Other Financing Sources
Fiscal Year January 1, 2023 - December 31, 2023

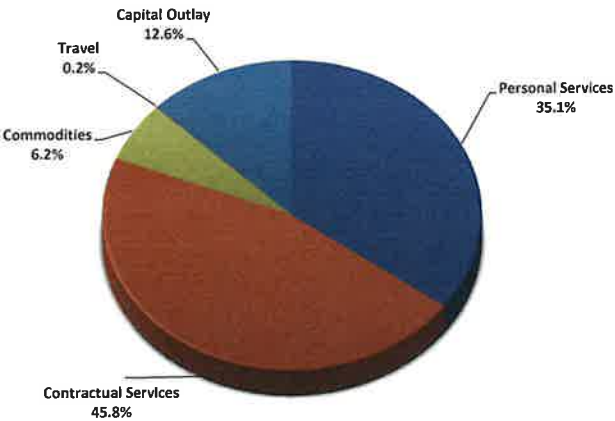
Fund / Department / Classification / Account	Actual FY 2021	Budget FY 2022	Expected FY 2022	Proposed FY 2023	Recommended FY 2023	Final Approved FY 2023	% variance Expected /Budget	% variance Final /Expected	% variance Final /Budget
01 General Fund									
25 Fire Department									
Current Operating Revenues									
4000 Local Taxes									
4014 Property Tax - Fire Pension Levy	\$ 28,904	\$ 29,450	\$ 30,100	\$ 32,450	\$ 32,000	\$ 32,000	102.21%	106.31%	108.66%
4015 Property Tax - Fire Protection Levy	326,231	335,150	370,000	387,000	387,500	387,500	110.40%	104.73%	115.62%
4060 Foreign Fire Insurance Tax	7,694	7,500	8,800	8,000	8,000	8,000	117.33%	90.91%	106.67%
Total Local Taxes	<u>\$ 362,829</u>	<u>\$ 372,100</u>	<u>\$ 408,900</u>	<u>\$ 427,450</u>	<u>\$ 427,500</u>	<u>\$ 427,500</u>	<u>109.89%</u>	<u>104.55%</u>	<u>114.89%</u>
4300 Charges for Services									
4310 Ambulance & EMS Fee	\$ 270,981	\$ 275,000	\$ 375,000	\$ 390,000	\$ 390,000	\$ 390,000	136.36%	104.00%	141.82%
4320 Board-up / Violation Remediation Charge	5,868	10,000	7,500	8,500	8,500	8,500	75.00%	113.33%	85.00%
4365 Police / Fire Report Fee	175	250	150	250	250	250	60.00%	166.67%	100.00%
4399 Other Charges For Services	500	0	0	0	0	0	-	-	-
Total Charges for Services	<u>\$ 277,524</u>	<u>\$ 285,250</u>	<u>\$ 382,650</u>	<u>\$ 398,750</u>	<u>\$ 398,750</u>	<u>\$ 398,750</u>	<u>134.15%</u>	<u>104.21%</u>	<u>139.79%</u>
4650 Grants									
4651 Federal Grants	\$ 676,682	\$ 166,700	\$ 15,000	\$ 110,730	\$ 110,730	\$ 110,730	9.00%	738.20%	66.42%
4660 State Grants	26,000	0	0	0	0	0	-	-	-
4690 Corporate / Private Grants	0	0	10,700	0	7,000	7,000	-	65.42%	-
Total Grants	<u>\$ 702,682</u>	<u>\$ 166,700</u>	<u>\$ 25,700</u>	<u>\$ 110,730</u>	<u>\$ 117,730</u>	<u>\$ 117,730</u>	<u>15.42%</u>	<u>458.09%</u>	<u>70.62%</u>
4800 Reimbursements									
4815 Expense Reimbursement	\$ 3,780	\$ 0	\$ 2,300	\$ 0	\$ 2,000	\$ 2,000	-	86.96%	-
4820 Insurance Reimbursement	6,357	2,000	1,500	0	2,000	2,000	75.00%	133.33%	100.00%
Total Reimbursements	<u>\$ 10,137</u>	<u>\$ 2,000</u>	<u>\$ 3,800</u>	<u>\$ 0</u>	<u>\$ 4,000</u>	<u>\$ 4,000</u>	<u>190.00%</u>	<u>105.26%</u>	<u>200.00%</u>
4900 Other Revenue									
4915 Donations - Firefighters Association	\$ 90	\$ 20,000	\$ 20,000	\$ 0	\$ 0	\$ 0	100.00%	0.00%	0.00%
Total Other Revenue	<u>\$ 90</u>	<u>\$ 20,000</u>	<u>\$ 20,000</u>	<u>\$ 0</u>	<u>\$ 0</u>	<u>\$ 0</u>	<u>100.00%</u>	<u>0.00%</u>	<u>0.00%</u>
Total Current Operating Revenues	<u>\$ 1,353,262</u>	<u>\$ 846,050</u>	<u>\$ 841,050</u>	<u>\$ 936,930</u>	<u>\$ 947,980</u>	<u>\$ 947,980</u>	<u>99.41%</u>	<u>112.71%</u>	<u>112.05%</u>
Other Financing Sources and Uses									
Proceeds									
8140 From Capital Leases	\$ 0	\$ 0	\$ 0	\$ 0	\$ 0	\$ 0	-	-	-
8160 From Sale of Capital Assets	0	0	0	16,825	16,825	16,825	-	-	-
Total Proceeds	<u>\$ 0</u>	<u>\$ 0</u>	<u>\$ 0</u>	<u>\$ 16,825</u>	<u>\$ 16,825</u>	<u>\$ 16,825</u>	<u>-</u>	<u>-</u>	<u>-</u>
Total Other Financing Sources and Uses	<u>\$ 0</u>	<u>\$ 0</u>	<u>\$ 0</u>	<u>\$ 16,825</u>	<u>\$ 16,825</u>	<u>\$ 16,825</u>	<u>-</u>	<u>-</u>	<u>-</u>
Total Fire Department	<u>\$ 1,353,262</u>	<u>\$ 846,050</u>	<u>\$ 841,050</u>	<u>\$ 953,755</u>	<u>\$ 964,805</u>	<u>\$ 964,805</u>	<u>99.41%</u>	<u>114.71%</u>	<u>114.04%</u>

Village of South Chicago Heights, Illinois
 Operating Budget - Expenditures, Expenses and Other Financing Uses
 Fiscal Year January 1, 2023 - December 31, 2023

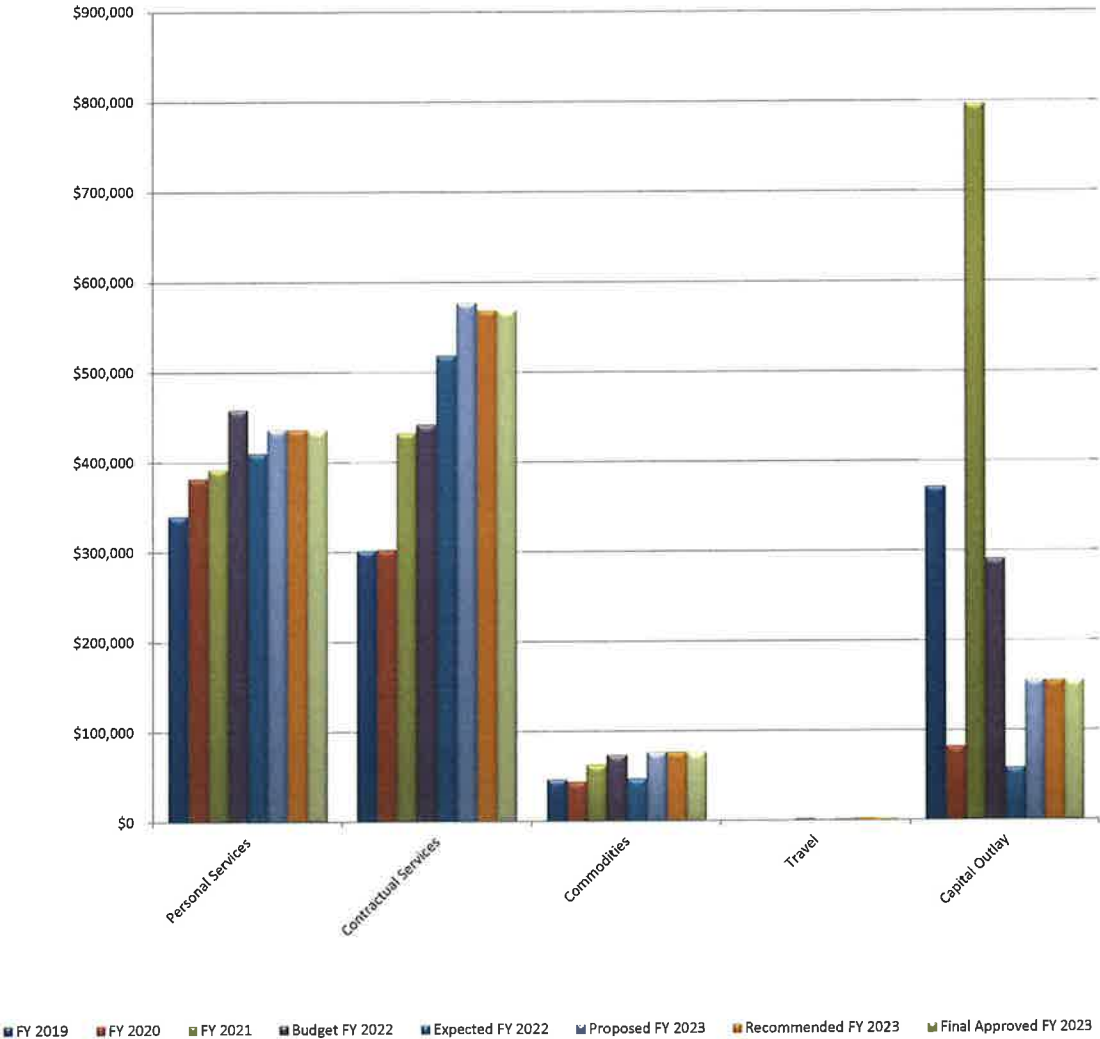
Fiscal Year 2023



Fire Department Fiscal Year 2023



Fire Department Expenditure Trend



Village of South Chicago Heights, Illinois
Operating Budget - Expenditures, Expenses and Other Financing Uses
Fiscal Year January 1, 2023 - December 31, 2023

Fund / Department / Classification / Account	Actual FY 2021	Budget FY 2022	Expected FY 2022	Proposed FY 2023	Recommended FY 2023	Final Approved FY 2023	% variance Expected /Budget	% variance Final /Expected	% variance Final /Budget
01 General Fund									
25 Fire Department									
Expenditures									
Current Operating Expenditures									
Public Safety									
5000-5100 Personal Services									
5000 Compensation									
5020 Wages - Salaried	\$ 77,104	\$ 79,517	\$ 78,743	\$ 81,268	\$ 81,268	\$ 81,268	99.03%	103.21%	102.20%
5030 Wages - Part Time Hourly	189,079	230,709	200,063	210,270	210,270	210,270	86.72%	105.10%	91.14%
5045 Wages - Sleep-in Duty	0	0	0	0	0	0	-	-	-
5050 Wages - Paid-on-call Duty	30,000	30,000	30,000	30,000	30,000	30,000	100.00%	100.00%	100.00%
5099 Other Compensation	23,540	34,400	24,600	30,160	30,160	30,160	71.51%	122.60%	87.67%
Total Compensation	\$ 319,723	\$ 374,626	\$ 333,406	\$ 351,698	\$ 351,698	\$ 351,698	89.00%	105.49%	93.88%
5100 Benefits									
5110 Employer FICA / Medicare	\$ 24,459	\$ 28,659	\$ 25,506	\$ 26,905	\$ 26,905	\$ 26,905	89.00%	105.49%	93.88%
5130 Employer Police / Fire Pension	29,243	30,120	29,240	32,450	32,000	32,000	97.08%	109.44%	106.24%
5140 Insurance - Group Life and AD&D	73	72	71	70	70	70	97.92%	99.34%	97.27%
5180 Insurance - Workers Compensation	19,160	21,817	19,560	22,478	22,478	22,478	89.65%	114.92%	103.03%
5190 Insurance - Unemployment Compensation	0	3,694	2,654	3,397	3,397	3,397	71.86%	127.97%	91.96%
Total Benefits	\$ 72,935	\$ 84,362	\$ 77,030	\$ 85,300	\$ 84,850	\$ 84,850	91.31%	110.15%	100.58%
Total Personal Services	\$ 392,658	\$ 458,988	\$ 410,437	\$ 436,998	\$ 436,548	\$ 436,548	89.42%	106.36%	95.11%
5200-5500 Contractual Services									
5200 Professional Services									
5220 Consulting	\$ 2,500	\$ 2,500	\$ 2,500	\$ 2,500	\$ 2,500	\$ 2,500	100.00%	100.00%	100.00%
<i>Grant consultant</i>				<i>2,500</i>	<i>2,500</i>	<i>2,500</i>			
5230 Data Processing	2,539	2,500	2,500	2,500	2,500	\$ 2,500	100.00%	100.00%	100.00%
<i>As-needed programming & networking services</i>				<i>2,500</i>	<i>2,500</i>	<i>2,500</i>			
5280 Medical	1,139	3,200	1,600	3,200	3,200	3,200	50.00%	200.00%	100.00%
<i>New hire exams (6)</i>				<i>1,600</i>	<i>1,600</i>	<i>1,600</i>			
<i>Annual respiratory certification</i>				<i>1,200</i>	<i>1,200</i>	<i>1,200</i>			
<i>Hepatitis B vaccines</i>				<i>100</i>	<i>100</i>	<i>100</i>			
<i>Titer tests</i>				<i>300</i>	<i>300</i>	<i>300</i>			
Total Professional Services	\$ 6,178	\$ 8,200	\$ 6,600	\$ 8,200	\$ 8,200	\$ 8,200	80.49%	124.24%	100.00%
5300 Repair and Maintenance									
5305 R & M - Buildings & Grounds	\$ 0	\$ 300	\$ 300	\$ 300	\$ 300	\$ 300	100.00%	100.00%	100.00%
<i>Emergency generator maintenance</i>				<i>300</i>	<i>300</i>	<i>300</i>			
5310 R & M - Communications Equipment	4,174	6,160	6,000	4,400	4,400	4,400	97.40%	73.33%	71.43%
<i>Battery replacements - radios</i>				<i>4,000</i>	<i>4,000</i>	<i>4,000</i>			
<i>Weather siren maintenance</i>				<i>400</i>	<i>400</i>	<i>400</i>			

Village of South Chicago Heights, Illinois
Operating Budget - Expenditures, Expenses and Other Financing Uses
Fiscal Year January 1, 2023 - December 31, 2023

Fund / Department / Classification / Account	Actual FY 2021	Budget FY 2022	Expected FY 2022	Proposed FY 2023	Recommended FY 2023	Final Approved FY 2023	% variance Expected /Budget	% variance Final /Expected	% variance Final /Budget
01 General Fund									
25 Fire Department									
Expenditures									
Current Operating Expenditures									
Public Safety									
5320 R & M - Data Processing Equipment	1,200	1,500	1,740	1,200	1,200	1,200	116.00%	68.97%	80.00%
RescueNet support contract				1,200	1,200	1,200			
5330 R & M - Fire & EMS Equipment	15,326	15,200	15,000	16,050	16,050	16,050	98.68%	107.00%	105.59%
Repairs, maintenance of ambulance & engines, safe				2,000	2,000	2,000			
Annual pump testing				4,000	4,000	4,000			
Annual ladder certification				250	250	250			
Hose testing				4,500	4,500	4,500			
IDOT safety lane inspections				400	400	400			
SCBA breathing air testing & maintenance				1,350	1,350	1,350			
SCBA faceplate annual fit test				1,500	1,500	1,500			
Hazmat meter calibration				1,600	1,600	1,600			
Annual cardiac monitor maintenance				450	450	450			
5350 R & M - Office Equipment	403	350	600	600	600	600	171.43%	100.00%	171.43%
Service calls - copier, etc				600	600	600			
5380 R & M - Vehicles	56,033	15,000	15,000	15,000	15,000	15,000	100.00%	100.00%	100.00%
Routine repairs & scheduled maintenance				15,000	15,000	15,000			
5399 R & M - Other Equipment	0	0	0	0	0	0	-	-	-
Total Repair and Maintenance	\$ 77,136	\$ 38,510	\$ 38,640	\$ 37,550	\$ 37,550	\$ 37,550	100.34%	97.18%	97.51%
5400 Other Contractual									
5410 Advertising & Legal Publishing	\$ 0	\$ 0	\$ 0	\$ 0	\$ 0	\$ 0	-	-	-
5415 Ambulance & EMS Service	199,012	279,675	279,675	308,500	308,500	\$ 308,500	100.00%	110.31%	110.31%
Contract paramedics				308,500	308,500	308,500			
5435 Billing & Collection Services	59,450	0	85,000	85,000	85,000	85,000	-	100.00%	-
Contract billing service fees				85,000	85,000	85,000			
5455 Equipment Installation Services	0	2,500	0	2,000	2,000	2,000	0.00%	-	80.00%
Install radios & MDTs - new engine & staff vehicle				2,000	2,000	2,000			
5460 Equipment Rental	3,291	3,550	3,500	19,400	21,375	21,375	98.59%	610.71%	602.11%
copier lease				2,800	2,800	2,800			
oxygen cylinder rental				1,200	1,200	1,200			
vehicle lease				15,400	17,375	17,375			

Village of South Chicago Heights, Illinois
Operating Budget - Expenditures, Expenses and Other Financing Uses
Fiscal Year January 1, 2023 - December 31, 2023

Fund / Department / Classification / Account	Actual FY 2021	Budget FY 2022	Expected FY 2022	Proposed FY 2023	Recommended FY 2023	Final Approved FY 2023	% variance Expected /Budget	% variance Final /Expected	% variance Final /Budget
01 General Fund									
25 Fire Department									
Expenditures									
Current Operating Expenditures									
Public Safety									
5490 Intergovernmental Fees and Dues	3,786	5,150	5,000	6,150	6,150	6,150	97.09%	123.00%	119.42%
MABAS dues				4,000	4,000	4,000			
Shared ambulance program				500	500	500			
Ambulance license renewals				150	150	150			
New hire background checks				1,500	1,500	1,500			
5495 Intergovernmental Service Contracts	49,007	49,500	50,500	52,000	41,225	41,225	102.02%	81.63%	83.28%
Dispatch services - Laraway Communication Center				48,000	37,225	37,225			
Wilco fire radio continuing support				4,000	4,000	4,000			
5500 ISP's & Data Services	7,845	8,900	8,900	9,450	9,450	9,450	100.00%	106.18%	106.18%
Comcast internet service				3,200	3,200	3,200			
Verizon mobile internet service				3,750	3,750	3,750			
Flow MSP Preplan subscription				2,500	2,500	2,500			
5510 Janitorial	0	0	0	0	0	0	-	-	-
5515 Laundry / Uniform Services	194	500	350	500	500	500	70.00%	142.86%	100.00%
Turn-out gear cleaning & repair				500	500	500			
5540 Printing and Copying Services	0	4,750	3,500	4,750	4,750	4,750	73.68%	135.71%	100.00%
Forms, informational flyers				750	750	750			
SAFER grant recruitment material				4,000	4,000	4,000			
5550 Professional Assn Memberships & Dues	515	1,040	1,000	1,190	1,190	1,190	96.15%	119.00%	114.42%
Ichief (2)				400	400	400			
Illinois Fire inspector Assn				100	100	100			
International Fire Service Instructors				200	200	200			
Illinois Society of Fire Service Instructors				200	200	200			
International Fire Chief's Assn				290	290	290			
5560 Purchased Program Services	10,006	9,600	10,900	10,400	10,400	10,400	113.54%	95.41%	108.33%
Foreign Fire insurance				8,000	8,000	8,000			
Knox Box replacement (2)				2,400	2,400	2,400			
5580 Telephone - Local, LD, Wireless, Pager	7,417	10,500	10,500	11,500	11,500	11,500	100.00%	109.52%	109.52%
Comcast VOIP service				5,500	5,500	5,500			
Verizon mobile service				6,000	6,000	6,000			

Village of South Chicago Heights, Illinois
Operating Budget - Expenditures, Expenses and Other Financing Uses
Fiscal Year January 1, 2023 - December 31, 2023

Fund / Department / Classification / Account	Actual FY 2021	Budget FY 2022	Expected FY 2022	Proposed FY 2023	Recommended FY 2023	Final Approved FY 2023	% variance Expected /Budget	% variance Final /Expected	% variance Final /Budget
01 General Fund									
25 Fire Department									
Expenditures									
Current Operating Expenditures									
Public Safety									
5590 Training Services	8,730	19,625	15,000	21,175	21,175	21,175	76.43%	141.17%	107.90%
Firefighter specialty training				3,500	3,500	3,500			
TargetSolutions training tracker				2,800	2,800	2,800			
TargetSolutions Check-it				1,200	1,200	1,200			
Sims Ushare Fire Simulations				975	975	975			
New recruit firefighter training				6,400	6,400	6,400			
New recruit EMT training				6,300	6,300	6,300			
Total Other Contractual	\$ 349,253	\$ 395,290	\$ 473,825	\$ 532,015	\$ 523,215	\$ 523,215	119.87%	110.42%	132.36%
Total Contractual Services	\$ 432,567	\$ 442,000	\$ 519,065	\$ 577,765	\$ 568,965	\$ 568,965	117.44%	109.61%	128.73%
5600-5700 Commodities									
5615 Books and Publications	\$ 0	\$ 400	\$ 400	\$ 400	\$ 400	\$ 400	100.00%	100.00%	100.00%
Update fire code				400	400	400			
5620 Cleaning & Maintenance Supplies	952	2,700	0	500	500	500	0.00%	-	18.52%
Station supplies				0	0	0			
Floor mat replacement				500	500	500			
5625 Computer Supplies	384	600	600	1,060	1,060	1,060	100.00%	176.67%	176.67%
Ink cartridges, cables, etc				200	200	200			
Upgrade office software (4)				500	500	500			
Adobe PDF converter				360	360	360			
5630 Concessions and Food	89	250	250	450	450	450	100.00%	180.00%	180.00%
Meals - meetings, OT				250	250	250			
Open house				200	200	200			
5635 Copier Supplies	152	300	300	400	400	400	100.00%	133.33%	133.33%
Paper, staples, etc				400	400	400			
5640 EMS Supplies	9,951	7,500	7,500	8,200	8,200	8,200	100.00%	109.33%	109.33%
Medical supplies, ambulance expendables				7,000	7,000	7,000			
Medical Oxygen refills				1,200	1,200	1,200			
5645 Firefighting Supplies	127	5,500	5,500	5,500	5,500	5,500	100.00%	100.00%	100.00%
Replacement hoses & nozzles				5,500	5,500	5,500			
5650 Fuel	11,360	8,500	12,500	12,500	12,500	12,500	147.06%	100.00%	147.06%
				12,500	12,500	12,500			

Village of South Chicago Heights, Illinois
Operating Budget - Expenditures, Expenses and Other Financing Uses
Fiscal Year January 1, 2023 - December 31, 2023

Fund / Department / Classification / Account	Actual FY 2021	Budget FY 2022	Expected FY 2022	Proposed FY 2023	Recommended FY 2023	Final Approved FY 2023	% variance Expected /Budget	% variance Final /Expected	% variance Final /Budget
01 General Fund									
25 Fire Department									
Expenditures									
Current Operating Expenditures									
Public Safety									
5660 Lubricants and Fluids	74	300	300	300 300	300 300	300 300	100.00%	100.00%	100.00%
5670 Office Supplies	540	650	650	650 650	650 650	650 650	100.00%	100.00%	100.00%
5680 Postage	81	100	50	100 100	100 100	100 100	50.00%	200.00%	100.00%
5690 Program Supplies	3,497	2,750	2,900	3,000 3,000	3,000 3,000	3,000 3,000	105.45%	103.45%	109.09%
5700 Protective Clothing & Equipment	26,606	27,200	0	27,200 Turn-out gear (10 sets) (SAFER Grant) 27,200	27,200 27,200	27,200 27,200	0.00%	-	100.00%
5710 Service & Repair Parts	1,026	3,000	2,500	2,500 2,500	2,500 2,500	2,500 2,500	83.33%	100.00%	83.33%
5715 Small Tools	747	1,000	1,000	1,000 1,000	1,000 1,000	1,000 1,000	100.00%	100.00%	100.00%
5720 Stationery	0	200	150	150 Letterhead & business cards 150	150 150	150 150	75.00%	100.00%	75.00%
5760 Training Supplies	467	5,500	5,500	5,500 Props for firefighter training 5,500	5,500 5,500	5,500 5,500	100.00%	100.00%	100.00%
5765 Uniforms	7,361	8,000	8,000	8,000 Duty wear 8,000	8,000 8,000	8,000 8,000	100.00%	100.00%	100.00%
Total Commodities	\$ 63,414	\$ 74,450	\$ 48,100	\$ 77,410	\$ 77,410	\$ 77,410	64.61%	160.94%	103.98%
5800 Travel									
5810 Conference and Meeting Registration	\$ 570	\$ 1,200	\$ 0	\$ 1,400 Illinois Fire Chiefs Assn conference 400	\$ 1,400 400	\$ 1,400 400	0.00%	-	116.67%
				800 Fire instructors conference 800	800 800	800 800			
				200 Illinois Fire Chiefs symposium 200	200 200	200 200			

Village of South Chicago Heights, Illinois
Operating Budget - Expenditures, Expenses and Other Financing Uses
Fiscal Year January 1, 2023 - December 31, 2023

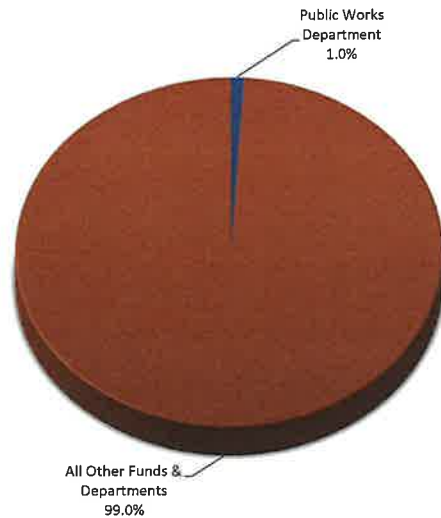
Fund / Department / Classification / Account	Actual FY 2021	Budget FY 2022	Expected FY 2022	Proposed FY 2023	Recommended FY 2023	Final Approved FY 2023	% variance Expected /Budget	% variance Final /Expected	% variance Final /Budget
01 General Fund									
25 Fire Department									
Expenditures									
Current Operating Expenditures									
Public Safety									
5820 Local Mileage, Parking and Tolls	49	150	0	150	150	150	0.00%	-	100.00%
Illinois Fire Chiefs Assn conference				150	150	150			
Travel to conferences				0	0	0			
5830 Lodging	385	1,000	1,000	1,200	1,200	1,200	100.00%	120.00%	120.00%
Illinois Fire Chiefs Assn conference				400	400	400			
Fire Engineering conference				800	800	800			
5840 Meals	0	300	100	300	300	300	33.33%	300.00%	100.00%
Illinois Fire Chiefs Assn conference				60	60	60			
Fire Engineering conference				240	240	240			
Total Travel	\$ 1,004	\$ 2,650	\$ 1,100	\$ 3,050	\$ 3,050	\$ 3,050	41.51%	277.27%	115.09%
Total Public Safety	\$ 889,643	\$ 978,088	\$ 978,702	\$ 1,095,223	\$ 1,085,973	\$ 1,085,973	100.06%	110.96%	111.03%
Total Current Operating Expenditures	\$ 889,643	\$ 978,088	\$ 978,702	\$ 1,095,223	\$ 1,085,973	\$ 1,085,973	100.06%	110.96%	111.03%
Capital Outlay Expenditures									
Governmental Capital Outlay									
6000 Capital Outlay									
6200 Building Acquisition/Const/Improvements	\$ 0	\$ 0	\$ 0	\$ 0	\$ 62,500	\$ 62,500	-	-	-
Resurface apparatus bay floor				0	62,500	62,500			
6510 Equipment - Communications	\$ 0	\$ 0	\$ 0	\$ 9,500	\$ 9,500	\$ 9,500	-	-	-
Replacement mobile & portable radios				9,500	9,500	9,500			
6530 Equipment - Data Processing	9,571	4,000	4,000	4,000	4,000	4,000	100.00%	100.00%	100.00%
Replacement desktop PC (2)				4,000	4,000	4,000			
6550 Equipment - Office	0	2,500	0	0	0	0	0.00%	-	0.00%
6570 Equipment - Public Safety	146,982	130,000	55,000	142,500	80,000	80,000	42.31%	145.45%	61.54%
Cargo container - training props (2)				10,000	10,000	10,000			
Resurface apparatus bay floor				62,500	0	0			
Apparatus room exhaust system (grant funded)				70,000	70,000	70,000			
6580 Equipment - Vehicles	640,766	155,000	0	0	0	0	0.00%	-	0.00%

Village of South Chicago Heights, Illinois
Operating Budget - Expenditures, Expenses and Other Financing Uses
Fiscal Year January 1, 2023 - December 31, 2023

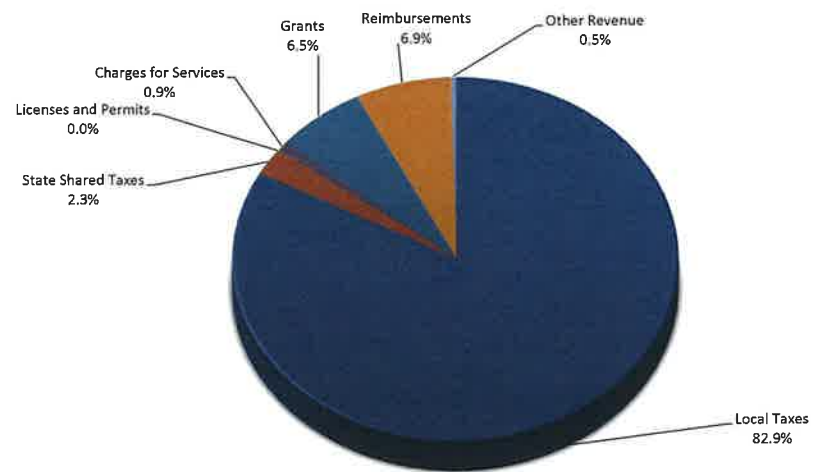
Fund / Department / Classification / Account	Actual FY 2021	Budget FY 2022	Expected FY 2022	Proposed FY 2023	Recommended FY 2023	Final Approved FY 2023	% variance Expected /Budget	% variance Final /Expected	% variance Final /Budget
01 General Fund									
25 Fire Department									
Expenditures									
Current Operating Expenditures									
Public Safety									
6599 Equipment - Other	0	0	0	0	0	0	-	-	-
Total Capital Outlay	\$ 797,319	\$ 291,500	\$ 59,000	\$ 156,000	\$ 156,000	\$ 156,000	20.24%	264.41%	53.52%
Total Governmental Capital Outlay	\$ 797,319	\$ 291,500	\$ 59,000	\$ 156,000	\$ 156,000	\$ 156,000	20.24%	264.41%	53.52%
Total Expenditures	\$ 1,686,962	\$ 1,269,588	\$ 1,037,702	\$ 1,251,223	\$ 1,241,973	\$ 1,241,973	81.74%	119.69%	97.82%
Total Fire Department	\$ 1,686,962	\$ 1,269,588	\$ 1,037,702	\$ 1,251,223	\$ 1,241,973	\$ 1,241,973	81.74%	119.69%	97.82%

Village of South Chicago Heights, Illinois
Operating Budget - Revenues and Other Financing Sources
Fiscal Year January 1, 2023 - December 31, 2023

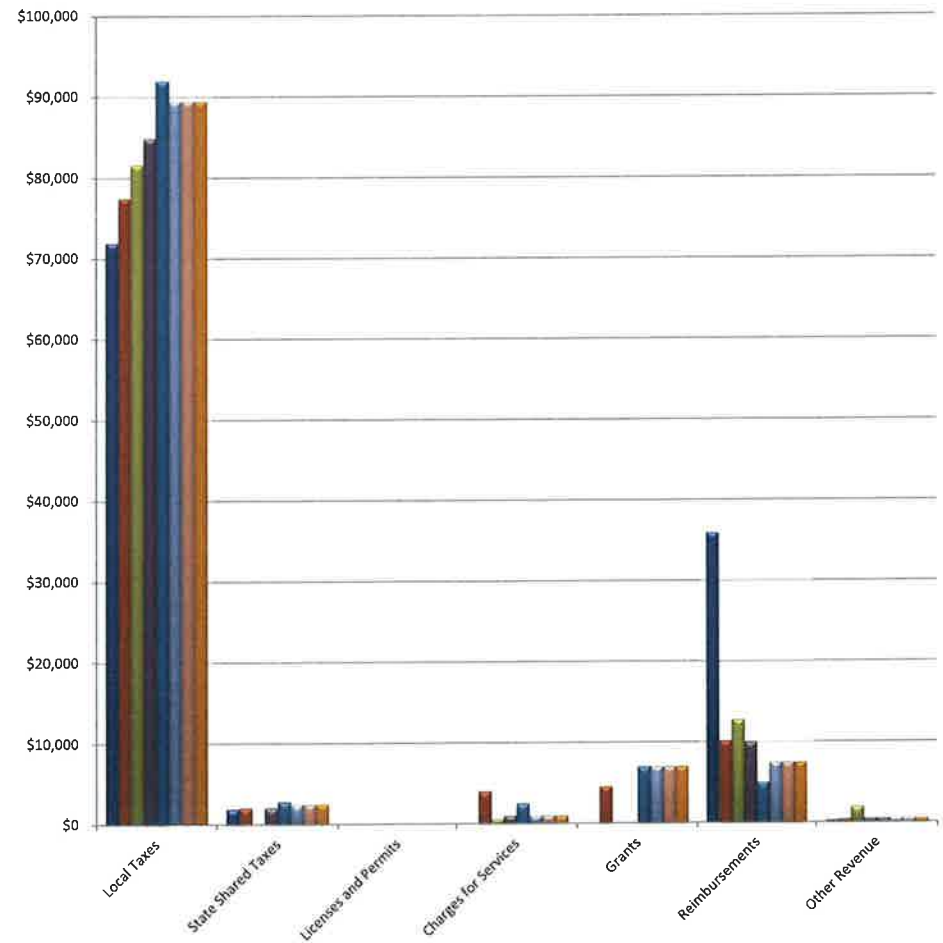
Fiscal Year 2023



Public Works Department Fiscal Year 2023



Public Works Department Revenue Trend



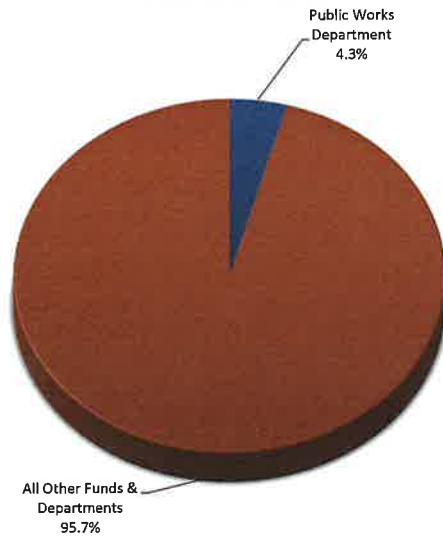
■ FY 2019 ■ FY 2020 ■ FY 2021 ■ Budget FY 2022
 ■ Expected FY 2022 ■ Proposed FY 2023 ■ Recommended FY 2023 ■ Final Approved FY 2023

Village of South Chicago Heights, Illinois
Operating Budget - Revenues and Other Financing Sources
Fiscal Year January 1, 2023 - December 31, 2023

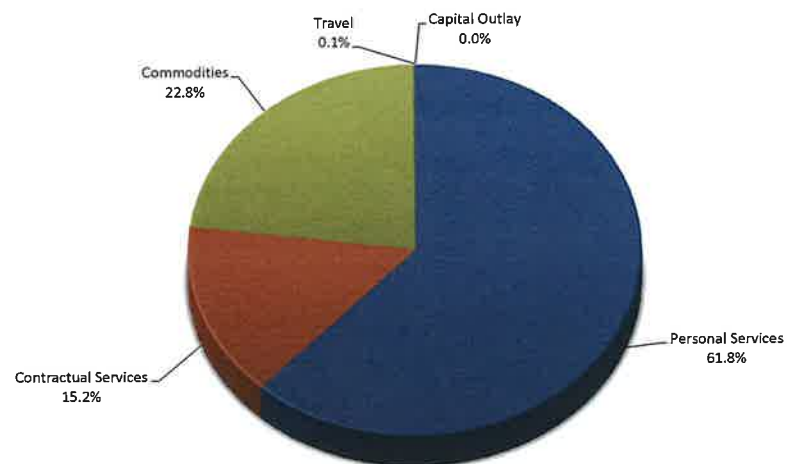
Fund / Department / Classification / Account	Actual FY 2021	Budget FY 2022	Expected FY 2022	Proposed FY 2023	Recommended FY 2023	Final Approved FY 2023	% variance Expected /Budget	% variance Final /Expected	% variance Final /Budget
01 General Fund									
30 Public Works Department									
Current Operating Revenues									
4000 Local Taxes									
4026 Property Tax - Street & Bridge Levy	\$ 60,553	\$ 63,150	\$ 70,000	\$ 67,000	\$ 67,000	\$ 67,000	110.85%	95.71%	106.10%
4035 Property Tax - Road & Bridge Levy	21,091	21,750	22,000	22,500	22,500	22,500	101.15%	102.27%	103.45%
Total Local Taxes	<u>\$ 81,644</u>	<u>\$ 84,900</u>	<u>\$ 92,000</u>	<u>\$ 89,500</u>	<u>\$ 89,500</u>	<u>\$ 89,500</u>	<u>108.36%</u>	<u>97.28%</u>	<u>105.42%</u>
4100 State Shared Taxes									
4150 Personal Property Replacement Tax	\$ 0	\$ 2,050	\$ 2,835	\$ 2,500	\$ 2,500	\$ 2,500	138.29%	88.18%	121.95%
Total State Shared Taxes	<u>\$ 0</u>	<u>\$ 2,050</u>	<u>\$ 2,835</u>	<u>\$ 2,500</u>	<u>\$ 2,500</u>	<u>\$ 2,500</u>	<u>138.29%</u>	<u>88.18%</u>	<u>121.95%</u>
4200 Licenses and Permits									
4260 Vehicle License - Passenger Car	\$ 16	\$ 25	\$ 15	25	\$ 25	\$ 25	60.00%	166.67%	100.00%
Total Licenses and Permits	<u>\$ 16</u>	<u>\$ 25</u>	<u>\$ 15</u>	<u>\$ 25</u>	<u>\$ 25</u>	<u>\$ 25</u>	<u>60.00%</u>	<u>166.67%</u>	<u>100.00%</u>
4300 Charges for Services									
4320 Board-up / Violation Remediation Charge	\$ 603	\$ 1,000	\$ 2,500	\$ 1,000	\$ 1,000	\$ 1,000	250.00%	40.00%	100.00%
4375 50/50 Sidewalk Replacement Sales	0	0	0	0	0	0	-	-	-
Total Charges for Services	<u>\$ 603</u>	<u>\$ 1,000</u>	<u>\$ 2,500</u>	<u>\$ 1,000</u>	<u>\$ 1,000</u>	<u>\$ 1,000</u>	<u>250.00%</u>	<u>40.00%</u>	<u>100.00%</u>
4650 Grants									
4690 Corporate / Private Grants	\$ 0	\$ 0	\$ 7,000	\$ 7,000	\$ 7,000	7,000	-	100.00%	-
Total Grants	<u>\$ 0</u>	<u>\$ 0</u>	<u>\$ 7,000</u>	<u>\$ 7,000</u>	<u>\$ 7,000</u>	<u>\$ 7,000</u>	<u>-</u>	<u>100.00%</u>	<u>-</u>
4800 Reimbursements									
4815 Expense Reimbursement	\$ 0	\$ 0	\$ 0	\$ 0	\$ 0	\$ 0	-	-	-
4820 Insurance Reimbursement	12,800	10,000	5,000	7,500	7,500	7,500	50.00%	150.00%	75.00%
Total Reimbursements	<u>\$ 12,800</u>	<u>\$ 10,000</u>	<u>\$ 5,000</u>	<u>\$ 7,500</u>	<u>\$ 7,500</u>	<u>\$ 7,500</u>	<u>50.00%</u>	<u>150.00%</u>	<u>75.00%</u>
4900 Other Revenue									
4930 Merchandise Sales	\$ 1,953	\$ 500	\$ 500	\$ 500	\$ 500	\$ 500	100.00%	100.00%	100.00%
Total Other Revenue	<u>\$ 1,953</u>	<u>\$ 500</u>	<u>\$ 500</u>	<u>\$ 500</u>	<u>\$ 500</u>	<u>\$ 500</u>	<u>100.00%</u>	<u>100.00%</u>	<u>100.00%</u>
Total Current Operating Revenues	<u>\$ 97,016</u>	<u>\$ 98,475</u>	<u>\$ 109,850</u>	<u>\$ 108,025</u>	<u>\$ 108,025</u>	<u>\$ 108,025</u>	<u>111.55%</u>	<u>98.34%</u>	<u>109.70%</u>
Total Public Works Department	<u>\$ 97,016</u>	<u>\$ 98,475</u>	<u>\$ 109,850</u>	<u>\$ 108,025</u>	<u>\$ 108,025</u>	<u>\$ 108,025</u>	<u>111.55%</u>	<u>98.34%</u>	<u>109.70%</u>

Village of South Chicago Heights, Illinois
Operating Budget - Expenditures, Expenses and Other Financing Uses
Fiscal Year January 1, 2023 - December 31, 2023

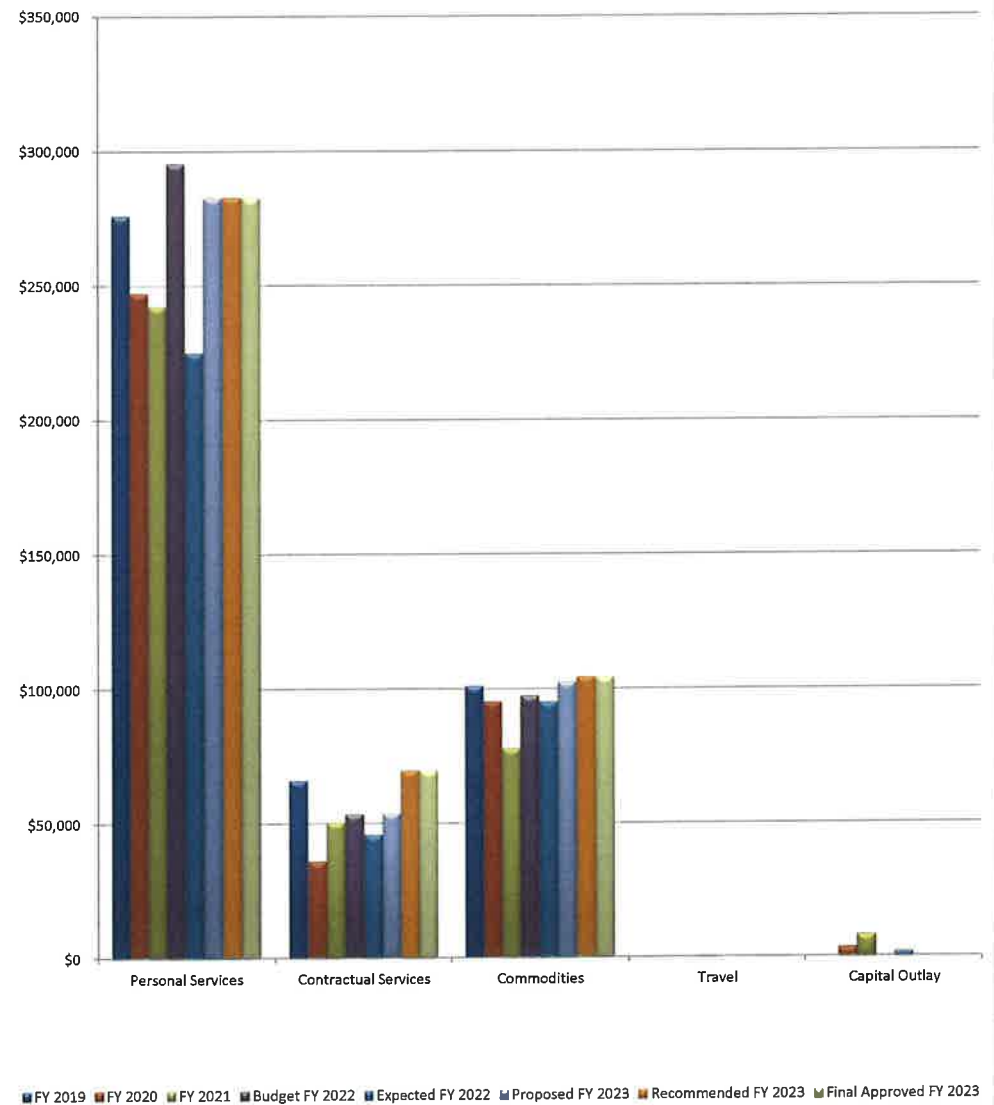
Fiscal Year 2023



Public Works Department Fiscal Year 2023



Public Works Department Expenditure Trend



Village of South Chicago Heights, Illinois
Operating Budget - Expenditures, Expenses and Other Financing Uses
Fiscal Year January 1, 2023 - December 31, 2023

Fund / Department / Classification / Account	Actual FY 2021	Budget FY 2022	Expected FY 2022	Proposed FY 2023	Recommended FY 2023	Final Approved FY 2023	% variance Expected /Budget	% variance Final /Expected	% variance Final /Budget
01 General Fund									
30 Public Works Department									
Expenditures									
Current Operating Expenditures									
Highway and Streets									
5000-5100 Personal Services									
5000 Compensation									
5020 Wages - Salaried	\$ 41,236	\$ 40,503	\$ 41,515	\$ 45,000	\$ 45,000	\$ 45,000	102.50%	108.39%	111.10%
5025 Wages - Full Time Hourly	100,115	136,036	98,164	135,689	135,689	135,689	72.16%	138.23%	99.74%
5035 Wages - Seasonal Hourly	235	0	0	0	0	0	-	-	-
5040 Wages - Overtime	13,120	16,813	13,190	17,153	17,153	17,153	78.45%	130.04%	102.02%
Total Compensation	<u>\$ 154,706</u>	<u>\$ 193,352</u>	<u>\$ 152,869</u>	<u>\$ 197,842</u>	<u>\$ 197,842</u>	<u>\$ 197,842</u>	<u>79.06%</u>	<u>129.42%</u>	<u>102.32%</u>
5100 Benefits									
5110 Employer FICA / Medicare	\$ 11,477	\$ 14,791	\$ 11,694	\$ 15,135	\$ 15,135	\$ 15,135	79.06%	129.42%	102.32%
5120 Employer IMRF	28,085	28,964	21,639	21,980	21,980	21,980	74.71%	101.58%	75.89%
5140 Insurance - Group Life and AD&D	221	320	212	259	259	259	66.37%	122.01%	80.98%
5150 Insurance - Group Medical	36,281	43,864	27,395	32,231	32,231	32,231	62.46%	117.65%	73.48%
5160 Insurance - Group Dental	2,349	2,323	1,809	2,268	2,268	2,268	77.87%	125.38%	97.64%
5180 Insurance - Workers Compensation	9,264	11,260	8,942	12,645	12,645	12,645	79.42%	141.40%	112.30%
5190 Insurance - Unemployment Compensation	0	548	659	453	453	453	120.26%	68.78%	82.71%
Total Benefits	<u>\$ 87,677</u>	<u>\$ 102,070</u>	<u>\$ 72,352</u>	<u>\$ 84,972</u>	<u>\$ 84,972</u>	<u>\$ 84,972</u>	<u>70.88%</u>	<u>117.44%</u>	<u>83.25%</u>
Total Personal Services	<u>\$ 242,383</u>	<u>\$ 295,422</u>	<u>\$ 225,221</u>	<u>\$ 282,813</u>	<u>\$ 282,813</u>	<u>\$ 282,813</u>	<u>76.24%</u>	<u>125.57%</u>	<u>95.73%</u>
5200-5500 Contractual Services									
5200 Professional Services									
5240 Engineering and Architectural	\$ 0	\$ 1,000	\$ 0	\$ 1,000	\$ 1,000	1,000	0.00%	-	100.00%
Miscellaneous consulting services				1,000	1,000	1,000			
5280 Medical	471	400	362	400	400	400	90.50%	110.50%	100.00%
Random drug & alcohol testing				400	400	400			
5290 Testing Labs	1,400	0	0	0	0	0	-	-	-
				0	0	0			
Total Professional Services	<u>\$ 1,871</u>	<u>\$ 1,400</u>	<u>\$ 362</u>	<u>\$ 1,400</u>	<u>\$ 1,400</u>	<u>\$ 1,400</u>	<u>25.86%</u>	<u>386.74%</u>	<u>100.00%</u>
5300 Repair and Maintenance									
5360 R & M - Public Works Equipment	\$ 2,234	\$ 2,500	\$ 2,408	\$ 2,500	\$ 2,500	\$ 2,500	96.32%	103.82%	100.00%
Repairs - roller, chipper				2,500	2,500	2,500			
5375 R & M - Street Lights & Signals	4,687	5,000	4,818	5,000	5,000	5,000	96.36%	103.78%	100.00%
Street light knock-downs (uninsured)				5,000	5,000	5,000			
5380 R & M - Vehicles	19,265	17,500	14,867	17,500	17,500	17,500	84.95%	117.71%	100.00%
Contract repairs, leased vehicle maint contract				17,500	17,500	17,500			
Total Repair and Maintenance	<u>\$ 26,186</u>	<u>\$ 25,000</u>	<u>\$ 22,093</u>	<u>\$ 25,000</u>	<u>\$ 25,000</u>	<u>\$ 25,000</u>	<u>88.37%</u>	<u>113.16%</u>	<u>100.00%</u>

Village of South Chicago Heights, Illinois
Operating Budget - Expenditures, Expenses and Other Financing Uses
Fiscal Year January 1, 2023 - December 31, 2023

Fund / Department / Classification / Account	Actual FY 2021	Budget FY 2022	Expected FY 2022	Proposed FY 2023	Recommended FY 2023	Final Approved FY 2023	% variance Expected /Budget	% variance Final /Expected	% variance Final /Budget
01 General Fund									
30 Public Works Department									
Expenditures									
Current Operating Expenditures									
Highway and Streets									
5400 Other Contractual									
5420 Animal Control Services	\$ 1,110	\$ 750	\$ 1,410	\$ 1,000	\$ 1,000	\$ 1,000	188.00%	70.92%	133.33%
Disposal of strays				1,000	1,000	1,000			
5460 Equipment Rental	9,921	8,000	6,610	8,000	23,650	23,650	82.63%	357.79%	295.63%
Manlift, power tools				3,000	3,000	3,000			
Stump grinder				1,000	1,000	1,000			
Bobcat, asphalt roller, trash pumps				4,000	4,000	4,000			
Vehicle lease				0	15,650	15,650			
5470 Forestry & Landscaping Services	2,845	5,000	3,500	5,000	5,000	5,000	70.00%	142.86%	100.00%
Parkway tree trimming & removals				5,000	5,000	5,000			
5480 Garbage and Recycling	2,460	1,000	650	1,000	1,000	1,000	65.00%	153.85%	100.00%
Disposal of excavation & forestry spoil				1,000	1,000	1,000			
5490 Intergovernmental Fees and Dues	0	100	175	200	200	200	175.00%	114.29%	200.00%
License renewals				200	200	200			
5500 ISP's & Data Services	2,246	2,300	2,290	2,300	2,300	2,300	99.57%	100.44%	100.00%
Internet service - office / tablets				2,300	2,300	2,300			
5550 Professional Assn Memberships & Dues	0	0	0	0	0	0	-	-	-
5560 Purchased Program Services	1,468	7,000	6,402	7,000	7,000	7,000	91.46%	109.34%	100.00%
Contract street sweeping				7,000	7,000	7,000			
5580 Telephone - Local, LD, Wireless, Pager	2,390	2,500	2,165	2,500	2,500	2,500	86.60%	115.47%	100.00%
Allocation of landlines, cellular phones				2,500	2,500	2,500			
5590 Training Services	0	500	250	500	500	500	50.00%	200.00%	100.00%
Driver & safety training				500	500	500			
Total Other Contractual	\$ 22,440	\$ 27,150	\$ 23,452	\$ 27,500	\$ 43,150	\$ 43,150	86.38%	183.99%	158.93%
Total Contractual Services	\$ 50,497	\$ 53,550	\$ 45,907	\$ 53,900	\$ 69,550	\$ 69,550	85.73%	151.50%	129.88%
5600-5700 Commodities									
5620 Cleaning & Maintenance Supplies	\$ 437	\$ 350	\$ 200	\$ 350	\$ 350	\$ 350	57.14%	175.00%	100.00%
Item description				350	350	350			
5625 Computer Supplies	842	750	700	750	750	750	93.33%	107.14%	100.00%
Ink cartridges				750	750	750			

Village of South Chicago Heights, Illinois
Operating Budget - Expenditures, Expenses and Other Financing Uses
Fiscal Year January 1, 2023 - December 31, 2023

Fund / Department / Classification / Account	Actual FY 2021	Budget FY 2022	Expected FY 2022	Proposed FY 2023	Recommended FY 2023	Final Approved FY 2023	% variance Expected /Budget	% variance Final /Expected	% variance Final /Budget
01 General Fund									
30 Public Works Department									
Expenditures									
Current Operating Expenditures									
Highway and Streets									
5650 Fuel	12,944	13,000	18,628	18,000 18,000	19,000 19,000	19,000 19,000	143.29%	102.00%	146.15%
5655 Landscaping Supplies	0	1,000	670	1,000 1,000	1,000 1,000	1,000 1,000	67.00%	149.25%	100.00%
<i>Weed killer</i>									
5660 Lubricants and Fluids	1,237	500	750	750 750	750 750	750 750	150.00%	100.00%	150.00%
5670 Office Supplies	83	250	50	250 250	250 250	250 250	20.00%	500.00%	100.00%
5680 Postage	0	25	25	25 25	25 25	25 25	100.00%	100.00%	100.00%
5690 Program Supplies	2,599	3,000	4,000	3,000 3,000	4,000 4,000	4,000 4,000	133.33%	100.00%	133.33%
5700 Protective Clothing & Equipment	227	1,000	835	1,000 400 600	1,000 400 600	1,000 400 600	83.50%	119.76%	100.00%
<i>Gloves, vests, eye/ear protection</i>									
<i>Boot allowance</i>									
5710 Service & Repair Parts	1,313	3,000	5,600	3,000 3,000	4,500 4,500	4,500 4,500	186.67%	80.36%	150.00%
<i>Replacement parts & hardware</i>									
5715 Small Tools	553	1,500	1,251	1,500 1,500	1,250 1,250	1,250 1,250	83.40%	99.92%	83.33%
<i>Bits, blades, replacement hand tools</i>									
5720 Stationery	0	100	0	0 0	0 0	0 0	0.00%	-	0.00%
<i>Business cards</i>									
5730 Street Materials - Aggregate	520	2,000	1,000	2,000 2,000	2,000 2,000	2,000 2,000	50.00%	200.00%	100.00%
<i>Non-emergency repair, sidewalks</i>									
5735 Street Materials - Bituminum	1,831	6,500	2,900	6,500 6,500	5,000 5,000	5,000 5,000	44.62%	172.41%	76.92%
<i>Street patching program</i>									
5750 Street Materials - Signs and Barricades	410	2,000	1,940	2,000 2,000	2,000 2,000	2,000 2,000	97.00%	103.09%	100.00%
<i>Street signs, reflectors, posts, etc</i>									

Village of South Chicago Heights, Illinois
Operating Budget - Expenditures, Expenses and Other Financing Uses
Fiscal Year January 1, 2023 - December 31, 2023

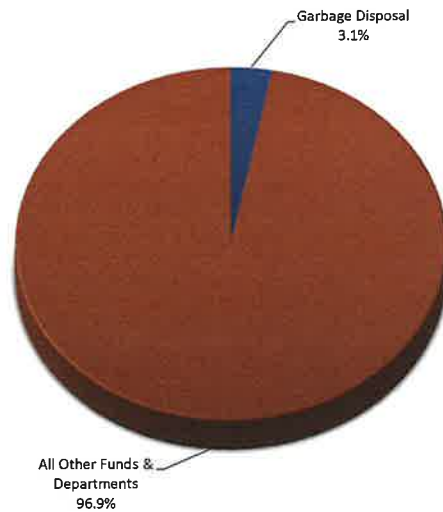
Fund / Department / Classification / Account	Actual FY 2021	Budget FY 2022	Expected FY 2022	Proposed FY 2023	Recommended FY 2023	Final Approved FY 2023	% variance Expected /Budget	% variance Final /Expected	% variance Final /Budget
01 General Fund									
30 Public Works Department									
Expenditures									
Current Operating Expenditures									
Highway and Streets									
5755 Street Materials - Other	0	1,500	0	1,500	1,500	1,500	0.00%	-	100.00%
<i>Traffic paint</i>				1,500	1,500	1,500			
5765 Uniforms	500	1,000	900	1,000	1,000	1,000	90.00%	111.11%	100.00%
<i>Shirts, hats</i>				1,000	1,000	1,000			
5775 Utilities - Public Way	54,234	60,000	55,692	60,000	60,000	60,000	92.82%	107.74%	100.00%
<i>Street lighting energy</i>				60,000	60,000	60,000			
Total Commodities	\$ 77,730	\$ 97,475	\$ 95,141	\$ 102,625	\$ 104,375	\$ 104,375	97.61%	109.71%	107.08%
5800 Travel									
5810 Conference and Meeting Registration	\$ 165	\$ 200	\$ 0	\$ 0	\$ 200	\$ 200	0.00%	-	100.00%
<i>IML conference</i>				0	200	200			
5820 Local Mileage, Parking and Tolls	0	25	0	0	25	25	0.00%	-	100.00%
<i>IML conference</i>				0	25	25			
5830 Lodging	0	350	0	350	350	350	0.00%	-	100.00%
<i>IML conference</i>				350	350	350			
Total Travel	\$ 165	\$ 575	\$ 0	\$ 350	\$ 575	\$ 575	0.00%	-	100.00%
Total Highway and Streets	\$ 370,775	\$ 447,022	\$ 366,269	\$ 439,688	\$ 457,313	\$ 457,313	81.94%	124.86%	102.30%
Total Current Operating Expenditures	\$ 370,775	\$ 447,022	\$ 366,269	\$ 439,688	\$ 457,313	\$ 457,313	81.94%	124.86%	102.30%
Capital Outlay Expenditures									
Governmental Capital Outlay									
6000 Capital Outlay									
6300 Street System Construction/Improvements	\$ 6,673	\$ 0	\$ 0	\$ 0	\$ 0	\$ 0	-	-	-
6520 Equipment - Construction	\$ 0	\$ 0	\$ 0	\$ 0	\$ 0	\$ 0	-	-	-
6530 Equipment - Data Processing	0	0	2,000	0	0	0	-	0.00%	-
6580 Equipment - Vehicles	1,670	0	0	0	0	0	-	-	-
Total Capital Outlay	\$ 8,343	\$ 0	\$ 2,000	\$ 0	\$ 0	\$ 0	-	0.00%	-

Village of South Chicago Heights, Illinois
Operating Budget - Expenditures, Expenses and Other Financing Uses
Fiscal Year January 1, 2023 - December 31, 2023

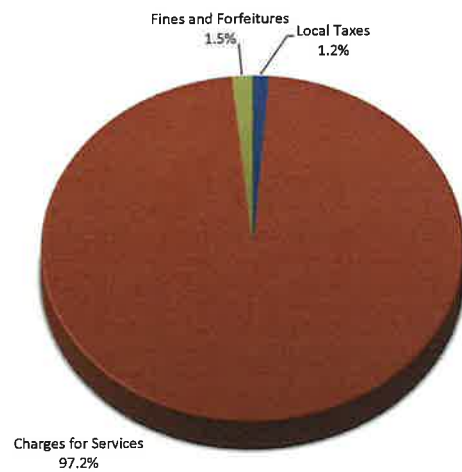
Fund / Department / Classification / Account	Actual FY 2021	Budget FY 2022	Expected FY 2022	Proposed FY 2023	Recommended FY 2023	Final Approved FY 2023	% variance Expected /Budget	% variance Final /Expected	% variance Final /Budget
01 General Fund									
30 Public Works Department									
Expenditures									
Current Operating Expenditures									
Highway and Streets									
Total Governmental Capital Outlay	\$ 8,343	\$ 0	\$ 2,000	\$ 0	\$ 0	\$ 0	-	0.00%	-
Total Expenditures	\$ 379,118	\$ 447,022	\$ 368,269	\$ 439,688	\$ 457,313	\$ 457,313	82.38%	124.18%	102.30%
Total Public Works Department	<u>\$ 379,118</u>	<u>\$ 447,022</u>	<u>\$ 368,269</u>	<u>\$ 439,688</u>	<u>\$ 457,313</u>	<u>\$ 457,313</u>	<u>82.38%</u>	<u>124.18%</u>	<u>102.30%</u>

Village of South Chicago Heights, Illinois
Operating Budget - Revenues and Other Financing Sources
Fiscal Year January 1, 2023 - December 31, 2023

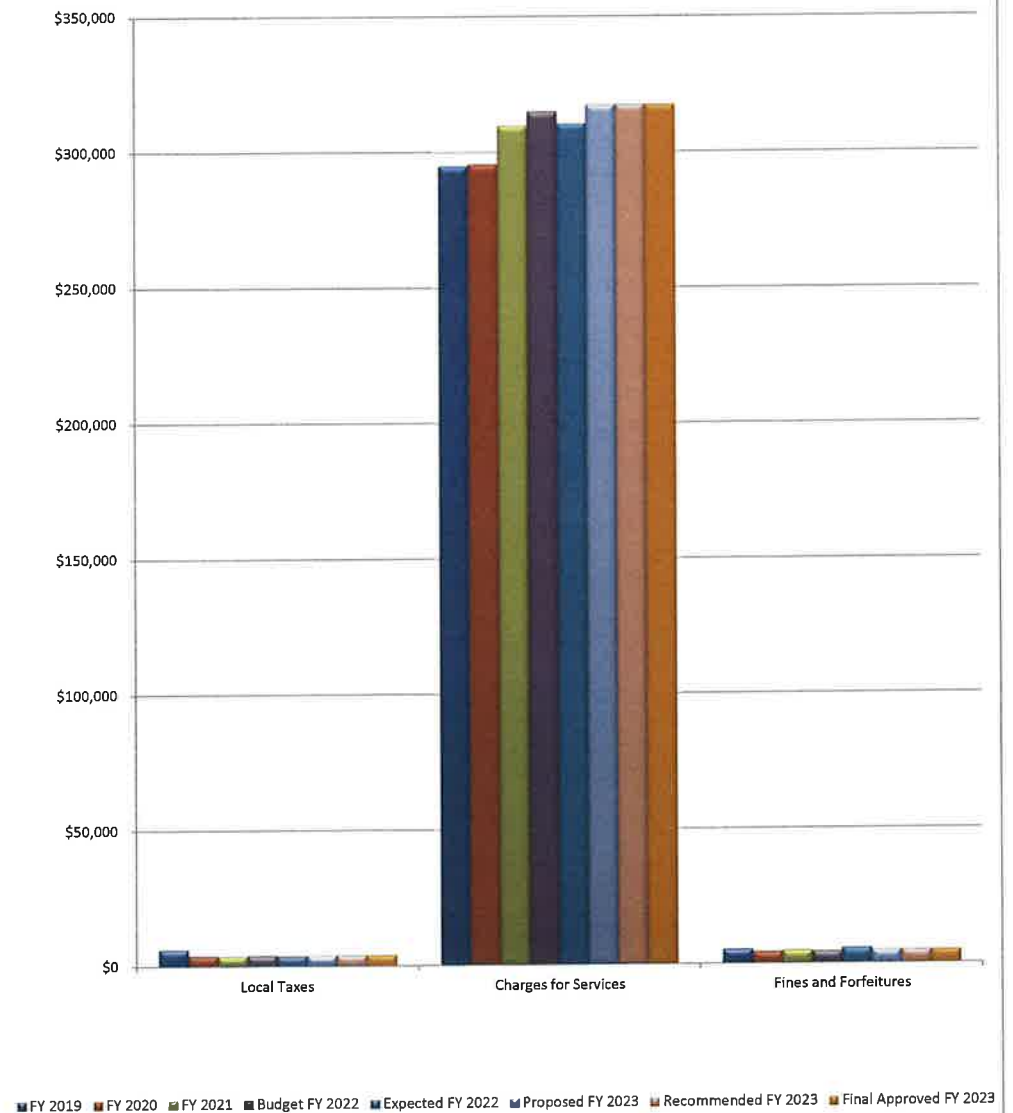
Fiscal Year 2023



Garbage Disposal Fiscal Year 2023



Garbage Disposal Revenue Trend

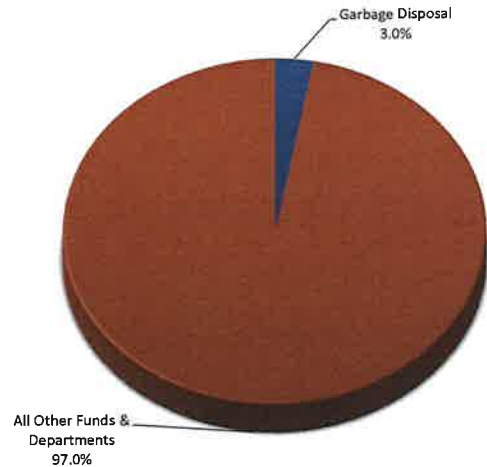


Village of South Chicago Heights, Illinois
Operating Budget - Revenues and Other Financing Sources
Fiscal Year January 1, 2023 - December 31, 2023

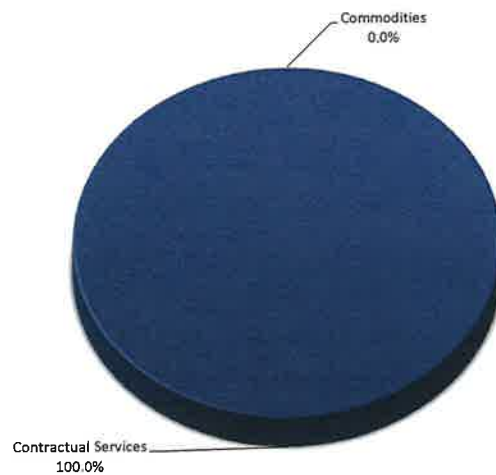
Fund / Department / Classification / Account	Actual FY 2021	Budget FY 2022	Expected FY 2022	Proposed FY 2023	Recommended FY 2023	Final Approved FY 2023	% variance Expected /Budget	% variance Final /Expected	% variance Final /Budget
01 General Fund									
35 Garbage Disposal									
Current Operating Revenues									
4000 Local Taxes									
4016 Property Tax - Garbage Levy	\$ 3,902	\$ 4,000	\$ 3,900	\$ 4,000	\$ 4,000	\$ 4,000	97.50%	102.56%	100.00%
Total Local Taxes	\$ 3,902	\$ 4,000	\$ 3,900	\$ 4,000	\$ 4,000	\$ 4,000	97.50%	102.56%	100.00%
4300 Charges for Services									
4345 Garbage Bag / Recycling Bin Fee	\$ 309,832	\$ 315,000	\$ 310,600	\$ 317,520	\$ 317,520	\$ 317,520	98.60%	102.23%	100.80%
Total Charges for Services	\$ 309,832	\$ 315,000	\$ 310,600	\$ 317,520	\$ 317,520	\$ 317,520	98.60%	102.23%	100.80%
4500 Fines and Forfeitures									
4550 Late Payment Penalty	\$ 4,949	\$ 4,500	\$ 5,750	\$ 5,000	\$ 5,000	\$ 5,000	127.78%	86.96%	111.11%
Total Fines and Forfeitures	\$ 4,949	\$ 4,500	\$ 5,750	\$ 5,000	\$ 5,000	\$ 5,000	127.78%	86.96%	111.11%
Total Current Operating Revenues	\$ 318,683	\$ 323,500	\$ 320,250	\$ 326,520	\$ 326,520	\$ 326,520	99.00%	101.96%	100.93%
Total Garbage Disposal	\$ 318,683	\$ 323,500	\$ 320,250	\$ 326,520	\$ 326,520	\$ 326,520	99.00%	101.96%	100.93%

Village of South Chicago Heights, Illinois
 Operating Budget - Expenditures, Expenses and Other Financing Uses
 Fiscal Year January 1, 2023 - December 31, 2023

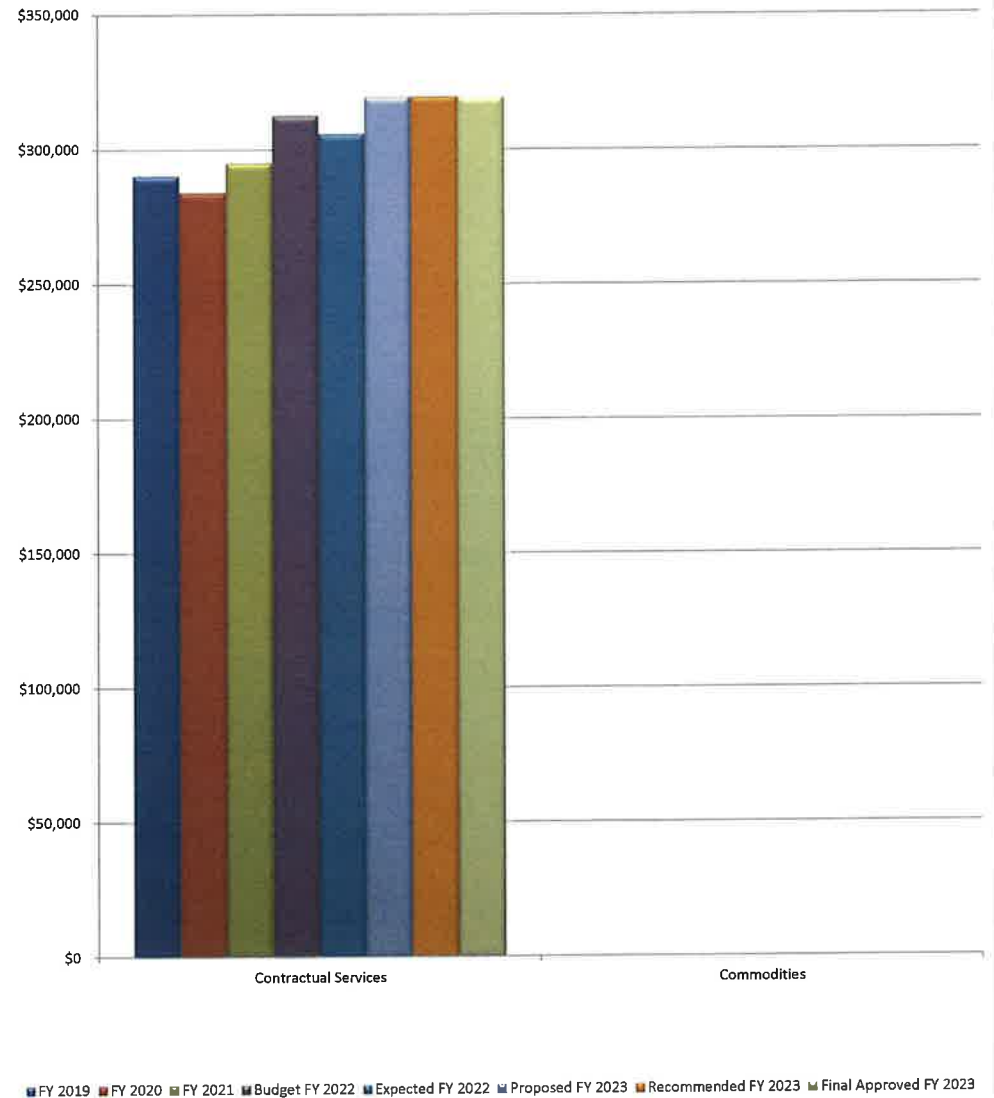
Fiscal Year 2023



Garbage Disposal Fiscal Year 2023



Garbage Disposal Expenditure Trend



Village of South Chicago Heights, Illinois
Operating Budget - Expenditures, Expenses and Other Financing Uses
Fiscal Year January 1, 2023 - December 31, 2023

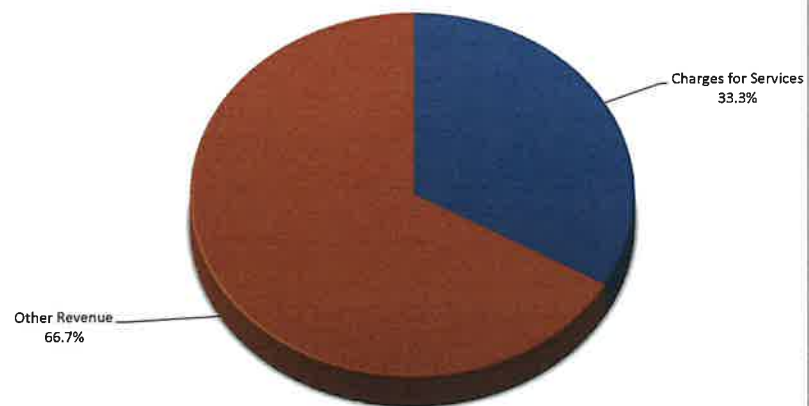
Fund / Department / Classification / Account	Actual FY 2021	Budget FY 2022	Expected FY 2022	Proposed FY 2023	Recommended FY 2023	Final Approved FY 2023	% variance Expected /Budget	% variance Final /Expected	% variance Final /Budget
01 General Fund									
35 Garbage Disposal									
Expenditures									
Current Operating Expenditures									
Sanitation									
5200-5500 Contractual Services									
5400 Other Contractual									
5480 Garbage and Recycling	\$ 295,139	\$ 312,700	\$ 306,000	\$ 319,635	\$ 319,635	\$ 319,635	97.86%	104.46%	102.22%
				315,135	315,135	315,135			
				3,500	3,500	3,500			
				1,000	1,000	1,000			
5540 Printing and Copying Services	0	0	0	0	0	0	-	-	-
Total Other Contractual	\$ 295,139	\$ 312,700	\$ 306,000	\$ 319,635	\$ 319,635	\$ 319,635	97.86%	104.46%	102.22%
Total Contractual Services	\$ 295,139	\$ 312,700	\$ 306,000	\$ 319,635	\$ 319,635	\$ 319,635	97.86%	104.46%	102.22%
5600-5700 Commodities									
5680 Postage	\$ 0	\$ 0	\$ 0	\$ 0	\$ 0	\$ 0	-	-	-
Total Commodities	\$ 0	\$ 0	\$ 0	\$ 0	\$ 0	\$ 0	-	-	-
Total Sanitation	\$ 295,139	\$ 312,700	\$ 306,000	\$ 319,635	\$ 319,635	\$ 319,635	97.86%	104.46%	102.22%
Total Current Operating Expenditures	\$ 295,139	\$ 312,700	\$ 306,000	\$ 319,635	\$ 319,635	\$ 319,635	97.86%	104.46%	102.22%
Total Expenditures	\$ 295,139	\$ 312,700	\$ 306,000	\$ 319,635	\$ 319,635	\$ 319,635	97.86%	104.46%	102.22%
Total Garbage Disposal	\$ 295,139	\$ 312,700	\$ 306,000	\$ 319,635	\$ 319,635	\$ 319,635	97.86%	104.46%	102.22%

Village of South Chicago Heights, Illinois
Operating Budget - Revenues and Other Financing Sources
Fiscal Year January 1, 2023 - December 31, 2023

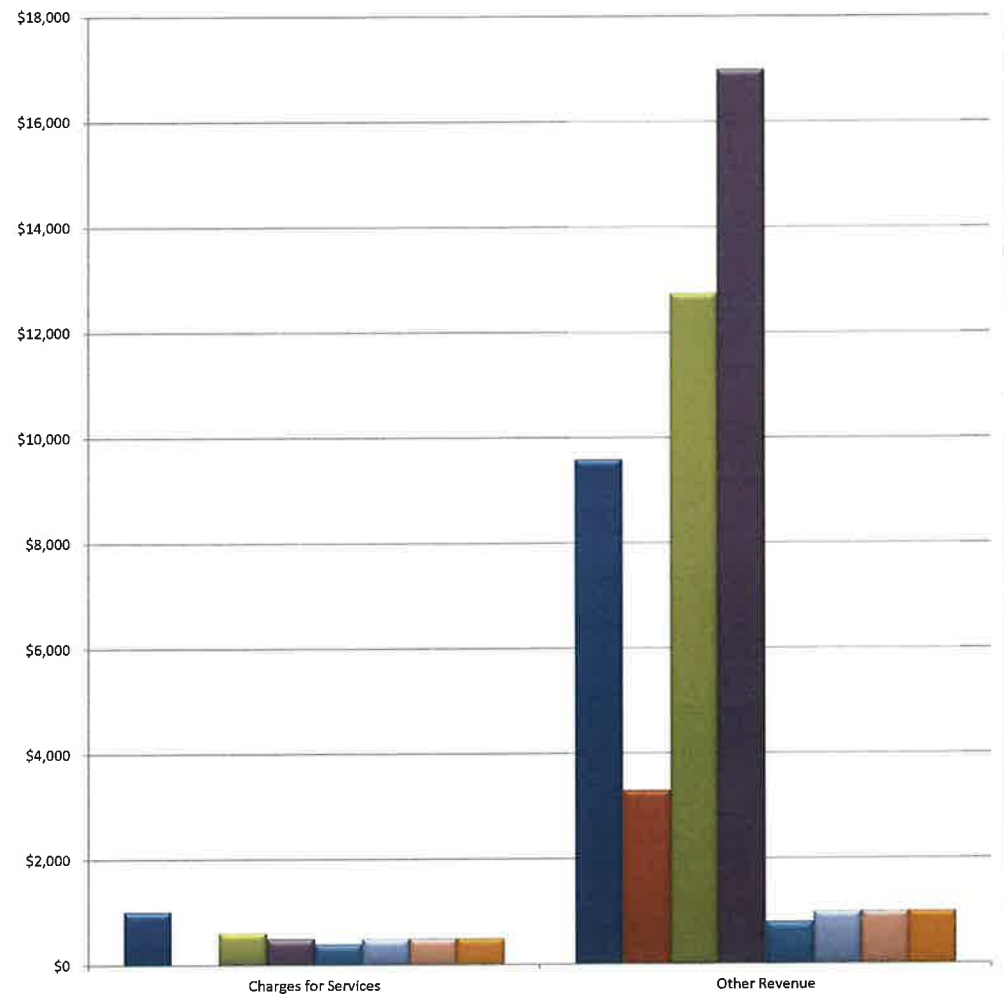
Fiscal Year 2023



Recreation Program Fiscal Year 2023



Recreation Program Revenue Trend




■ FY 2019 ■ FY 2020 ■ FY 2021 ■ Budget FY 2022 ■ Expected FY 2022 ■ Proposed FY 2023 ■ Recommended FY 2023 ■ Final Approved FY 2023

Village of South Chicago Heights, Illinois
Operating Budget - Revenues and Other Financing Sources
Fiscal Year January 1, 2023 - December 31, 2023

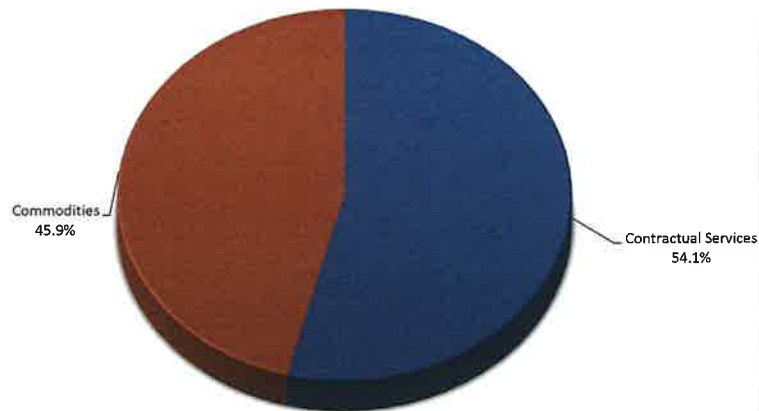
Fund / Department / Classification / Account	Actual FY 2021	Budget FY 2022	Expected FY 2022	Proposed FY 2023	Recommended FY 2023	Final Approved FY 2023	% variance Expected /Budget	% variance Final /Expected	% variance Final /Budget
01 General Fund									
50 Recreation Programs									
Current Operating Revenues									
4300 Charges for Services									
4499 Program Fees - Other Recreation	\$ 620	\$ 500	\$ 400	\$ 500	\$ 500	\$ 500	80.00%	125.00%	100.00%
Total Charges for Services	<u>\$ 620</u>	<u>\$ 500</u>	<u>\$ 400</u>	<u>\$ 500</u>	<u>\$ 500</u>	<u>\$ 500</u>	<u>80.00%</u>	<u>125.00%</u>	<u>100.00%</u>
4900 Other Revenue									
4910 Donations	\$ 0	\$ 0	\$ 800	\$ 1,000	\$ 1,000	\$ 1,000	-	125.00%	-
4915 Donations - Firefighters Association	0	0	0	0	0	0	-	-	-
4920 Commissions	0	0	0	0	0	0	-	-	-
4930 Merchandise Sales	\$ 0	\$ 2,000	\$ 0	\$ 0	\$ 0	\$ 0	0.00%	-	0.00%
4940 Special Event Fund Raising	12,750	15,000	0	0	0	0	0.00%	-	0.00%
Total Other Revenue	<u>\$ 12,750</u>	<u>\$ 17,000</u>	<u>\$ 800</u>	<u>\$ 1,000</u>	<u>\$ 1,000</u>	<u>\$ 1,000</u>	<u>4.71%</u>	<u>125.00%</u>	<u>5.88%</u>
Total Current Operating Revenues	<u>\$ 13,370</u>	<u>\$ 17,500</u>	<u>\$ 1,200</u>	<u>\$ 1,500</u>	<u>\$ 1,500</u>	<u>\$ 1,500</u>	<u>6.86%</u>	<u>125.00%</u>	<u>8.57%</u>
Total Recreation Programs	<u>\$ 13,370</u>	<u>\$ 17,500</u>	<u>\$ 1,200</u>	<u>\$ 1,500</u>	<u>\$ 1,500</u>	<u>\$ 1,500</u>	<u>6.86%</u>	<u>125.00%</u>	<u>8.57%</u>

Village of South Chicago Heights, Illinois
 Operating Budget - Expenditures, Expenses and Other Financing Uses
 Fiscal Year January 1, 2023 - December 31, 2023

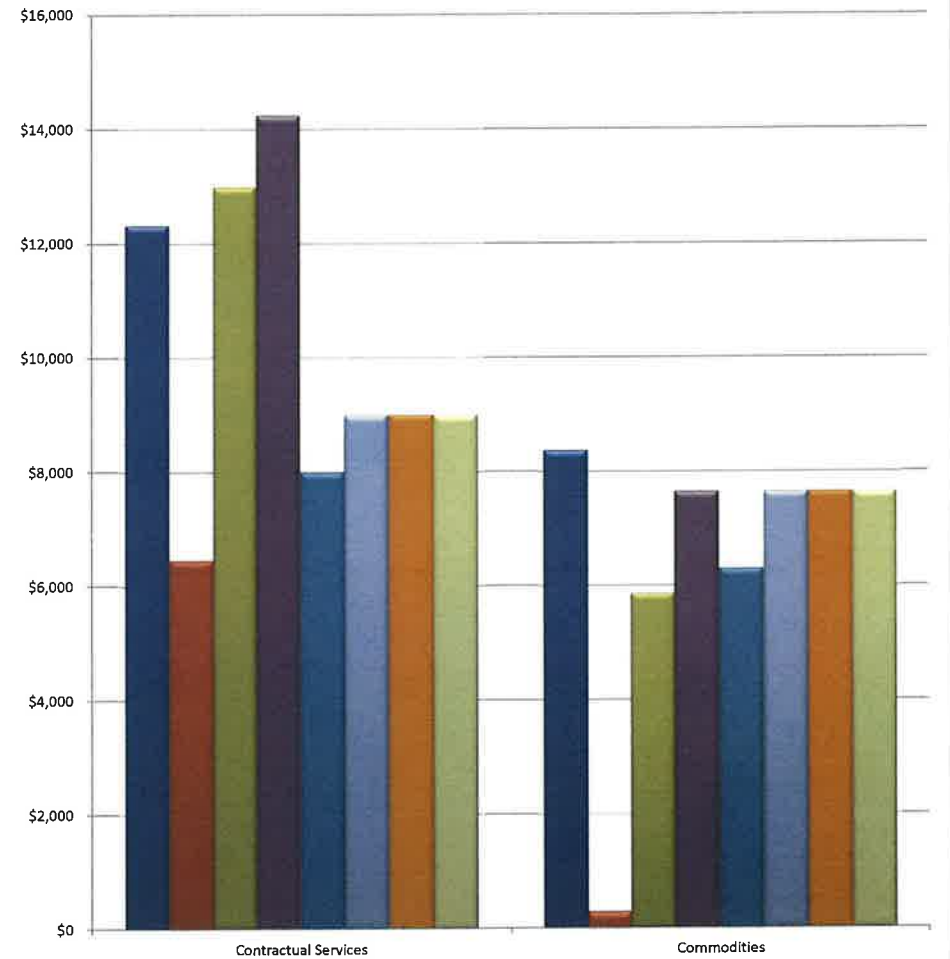
Fiscal Year 2023



Recreation Programs Fiscal Year 2023



Recreation Programs Expenditure Trend



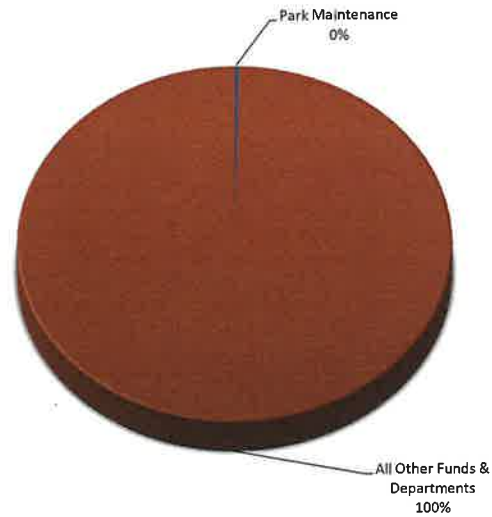
FY 2019 FY 2020 FY 2021 Budget FY 2022 Expected FY 2022 Proposed FY 2023 Recommended FY 2023 Final Approved FY 2023

Village of South Chicago Heights, Illinois
Operating Budget - Expenditures, Expenses and Other Financing Uses
Fiscal Year January 1, 2023 - December 31, 2023

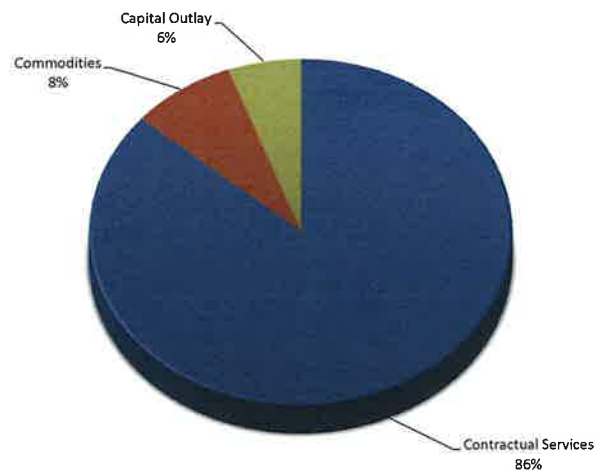
Fund / Department / Classification / Account	Actual FY 2021	Budget FY 2022	Expected FY 2022	Proposed FY 2023	Recommended FY 2023	Final Approved FY 2023	% variance Expected /Budget	% variance Final /Expected	% variance Final /Budget
01 General Fund									
50 Recreation Programs									
Expenditures									
Current Operating Expenditures									
Culture and Recreation									
5200-5500 Contractual Services									
5400 Other Contractual									
5460 Equipment Rental	\$ 6,894	\$ 6,500	\$ 6,000	\$ 6,500	\$ 6,500	\$ 6,500	92.31%	108.33%	100.00%
Inflatables & PA - picnic				6,500	6,500	6,500			
5560 Purchased Program Services	6,100	7,750	2,000	2,500	2,500	2,500	25.81%	125.00%	32.26%
Contracted entertainers - community events				2,000	2,000	2,000			
Contracted entertainers - concerts				0	0	0			
Out of district reimbursements				500	500	500			
Total Other Contractual	\$ 12,994	\$ 14,250	\$ 8,000	\$ 9,000	\$ 9,000	\$ 9,000	56.14%	112.50%	63.16%
Total Contractual Services	\$ 12,994	\$ 14,250	\$ 8,000	\$ 9,000	\$ 9,000	\$ 9,000	56.14%	112.50%	63.16%
5600-5700 Commodities									
5610 Awards	\$ 0	\$ 150	\$ 0	\$ 150	\$ 150	\$ 150	0.00%	-	100.00%
Seniors - Bingo prizes				150	150	150			
5630 Concessions and Food	3,081	4,500	3,500	4,500	4,500	4,500	77.78%	128.57%	100.00%
Event refreshments & catering				2,500	2,500	2,500			
Seniors - Catered events				2,000	2,000	2,000			
5690 Program Supplies	2,787	3,000	2,800	3,000	3,000	3,000	93.33%	107.14%	100.00%
Event supplies				3,000	3,000	3,000			
Total Commodities	\$ 5,868	\$ 7,650	\$ 6,300	\$ 7,650	\$ 7,650	\$ 7,650	82.35%	121.43%	100.00%
Total Culture and Recreation	\$ 18,862	\$ 21,900	\$ 14,300	\$ 16,650	\$ 16,650	\$ 16,650	65.30%	116.43%	76.03%
Total Current Operating Expenditures	\$ 18,862	\$ 21,900	\$ 14,300	\$ 16,650	\$ 16,650	\$ 16,650	65.30%	116.43%	76.03%
Total Recreation Programs	\$ 18,862	\$ 21,900	\$ 14,300	\$ 16,650	\$ 16,650	\$ 16,650	65.30%	116.43%	76.03%

Village of South Chicago Heights, Illinois
Operating Budget - Expenditures, Expenses and Other Financing Uses
Fiscal Year January 1, 2023 - December 31, 2023

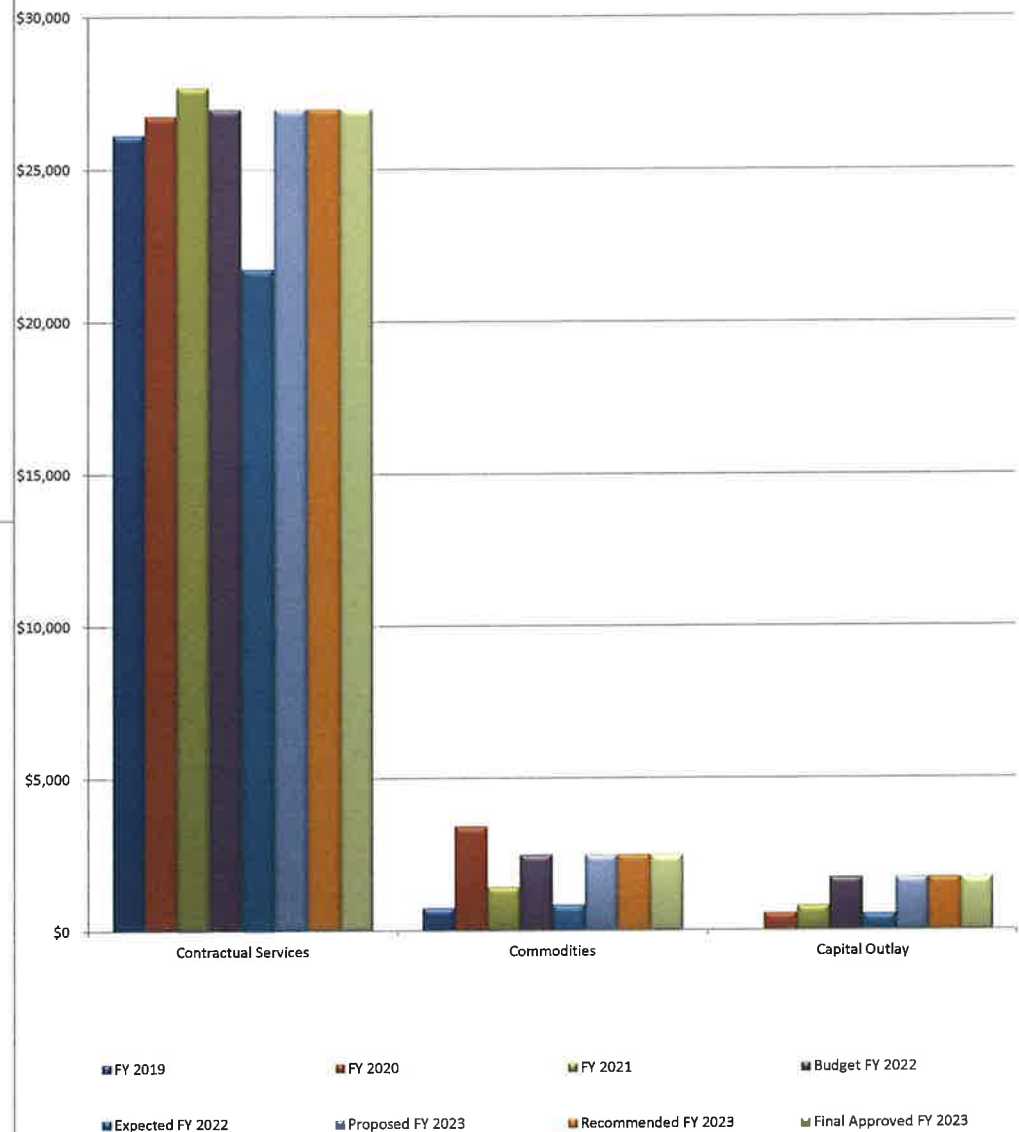
Fiscal Year 2023



Park Maintenance Fiscal Year 2023



Park Maintenance Expenditure Trend



Village of South Chicago Heights, Illinois
Operating Budget - Expenditures, Expenses and Other Financing Uses
Fiscal Year January 1, 2023 - December 31, 2023

Fund / Department / Classification / Account	Actual FY 2021	Budget FY 2022	Expected FY 2022	Proposed FY 2023	Recommended FY 2023	Final Approved FY 2023	% variance Expected /Budget	% variance Final /Expected	% variance Final /Budget
01 General Fund									
51 Park Maintenance									
Expenditures									
Current Operating Expenditures									
Culture and Recreation									
5200-5500 Contractual Services									
5300 Repair and Maintenance									
5360 R & M - Public Works Equipment	\$ 194	\$ 500	\$ 0	\$ 500	\$ 500	500	0.00%	-	100.00%
				500	500	500			
Total Repair and Maintenance	\$ 194	\$ 500	\$ 0	\$ 500	\$ 500	\$ 500	0.00%	-	100.00%
5400 Other Contractual									
5460 Equipment Rental	\$ 2,370	\$ 2,500	\$ 2,093	\$ 2,500	\$ 2,500	\$ 2,500	83.72%	119.45%	100.00%
				2,500	2,500	2,500			
5470 Forestry & Landscaping Services	25,140	24,000	19,650	24,000	24,000	24,000	81.88%	122.14%	100.00%
				24,000	24,000	24,000			
Total Other Contractual	\$ 27,510	\$ 26,500	\$ 21,743	\$ 26,500	\$ 26,500	\$ 26,500	82.05%	121.88%	100.00%
Total Contractual Services	\$ 27,704	\$ 27,000	\$ 21,743	\$ 27,000	\$ 27,000	\$ 27,000	80.53%	124.18%	100.00%
5600-5700 Commodities									
5655 Landscaping Supplies	\$ 0	\$ 500	\$ 100	\$ 500	\$ 500	\$ 500	20.00%	500.00%	100.00%
				500	500	500			
5660 Lubricants and Fluids	72	0	75	0	0	0	-	0.00%	-
5690 Program Supplies	313	750	0	750	750	750	0.00%	-	100.00%
				0	0	0			
				750	750	750			
5700 Protective Clothing & Equipment	0	0	0	0	0	0	-	-	-
5710 Service & Repair Parts	980	1,000	500	1,000	1,000	1,000	50.00%	200.00%	100.00%
				1,000	1,000	1,000			
5715 Small Tools	77	250	175	250	250	250	70.00%	142.86%	100.00%
				250	250	250			
Total Commodities	\$ 1,442	\$ 2,500	\$ 850	\$ 2,500	\$ 2,500	\$ 2,500	34.00%	294.12%	100.00%
Total Culture and Recreation	\$ 29,146	\$ 29,500	\$ 22,593	\$ 29,500	\$ 29,500	\$ 29,500	76.59%	130.57%	100.00%
Total Current Operating Expenditures	\$ 29,146	\$ 29,500	\$ 22,593	\$ 29,500	\$ 29,500	\$ 29,500	76.59%	130.57%	100.00%

Village of South Chicago Heights, Illinois
Operating Budget - Expenditures, Expenses and Other Financing Uses
Fiscal Year January 1, 2023 - December 31, 2023

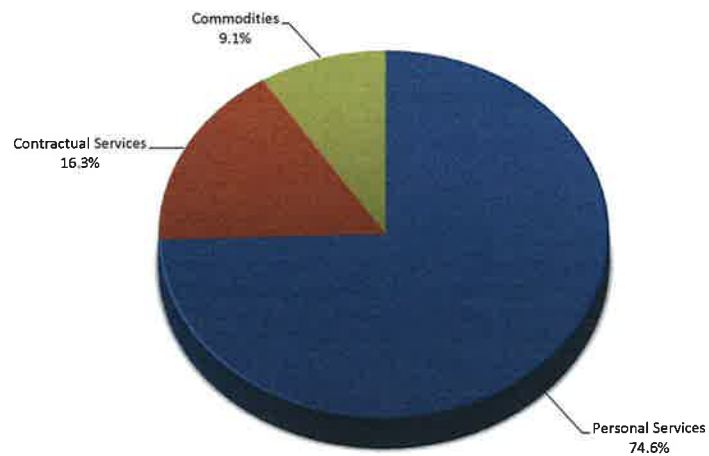
Fund / Department / Classification / Account	Actual FY 2021	Budget FY 2022	Expected FY 2022	Proposed FY 2023	Recommended FY 2023	Final Approved FY 2023	% variance Expected /Budget	% variance Final /Expected	% variance Final /Budget
01 General Fund									
51 Park Maintenance									
Expenditures									
Capital Outlay Expenditures									
Governmental Capital Outlay									
6000 Capital Outlay									
6540 Equipment - Maintenance	\$ 0	\$ 750	\$ 550	\$ 750	\$ 750	\$ 750	73.33%	136.36%	100.00%
				750	750	750			
6560 Equipment - Playground	816	1,000	0	1,000	1,000	1,000	0.00%	-	100.00%
				1,000	1,000	1,000			
Total Capital Outlay	\$ 816	\$ 1,750	\$ 550	\$ 1,750	\$ 1,750	\$ 1,750	31.43%	318.18%	100.00%
Total Governmental Capital Outlay	\$ 816	\$ 1,750	\$ 550	\$ 1,750	\$ 1,750	\$ 1,750	31.43%	318.18%	100.00%
Total Expenditures	\$ 29,962	\$ 31,250	\$ 23,143	\$ 31,250	\$ 31,250	\$ 31,250	74.06%	135.03%	100.00%
Total Park Maintenance	\$ 29,962	\$ 31,250	\$ 23,143	\$ 31,250	\$ 31,250	\$ 31,250	74.06%	135.03%	100.00%

Village of South Chicago Heights, Illinois
Operating Budget - Expenditures, Expenses and Other Financing Uses
Fiscal Year January 1, 2023 - December 31, 2023

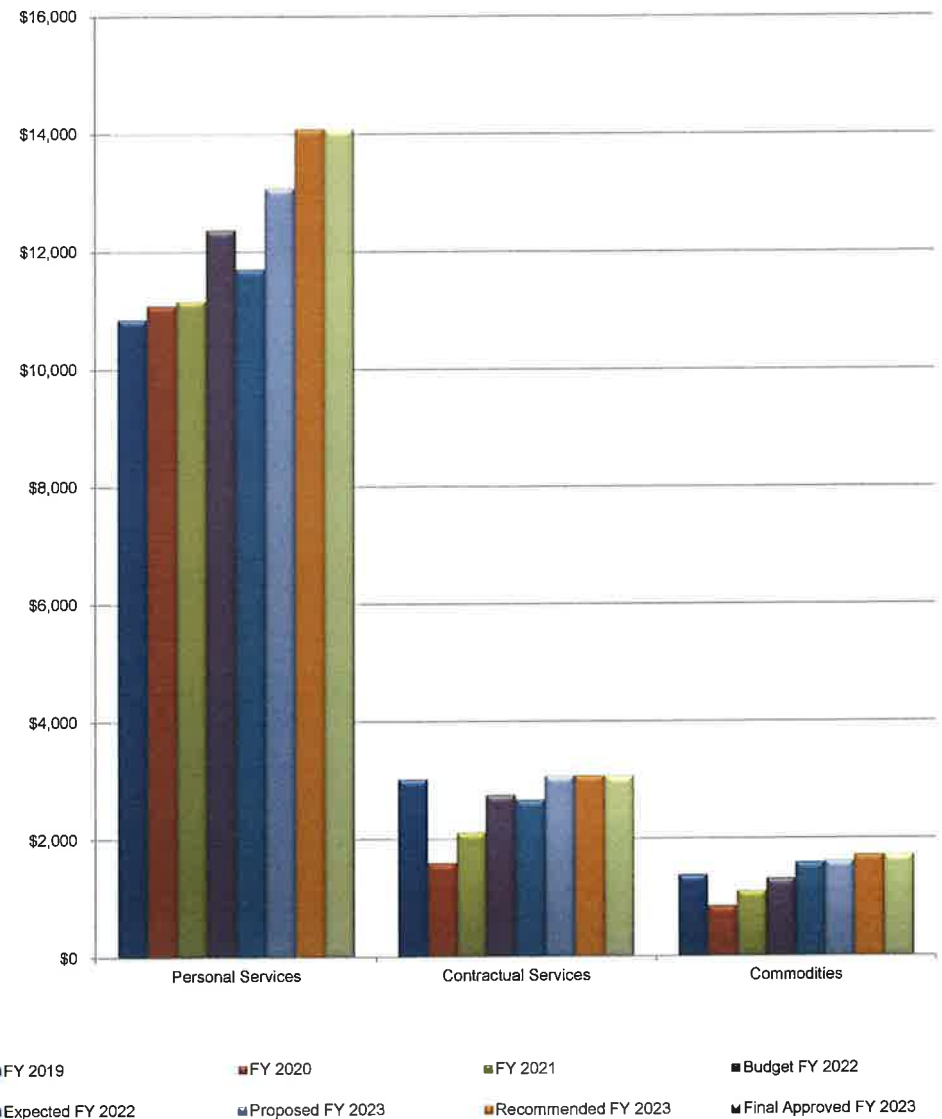
Fiscal Year 2023



Courtesy Car Program Fiscal Year 2023



Courtesy Car Program Expenditure Trend



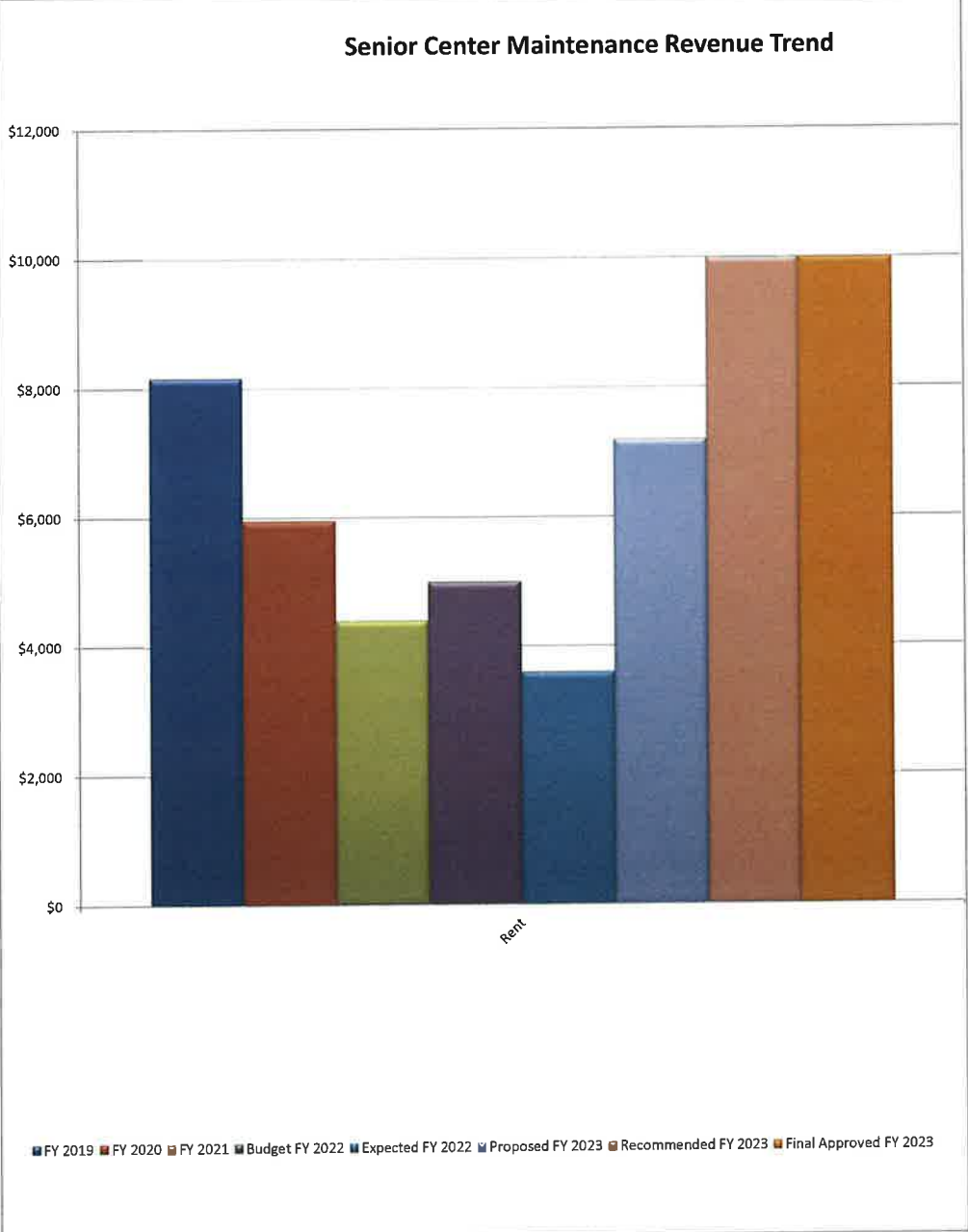
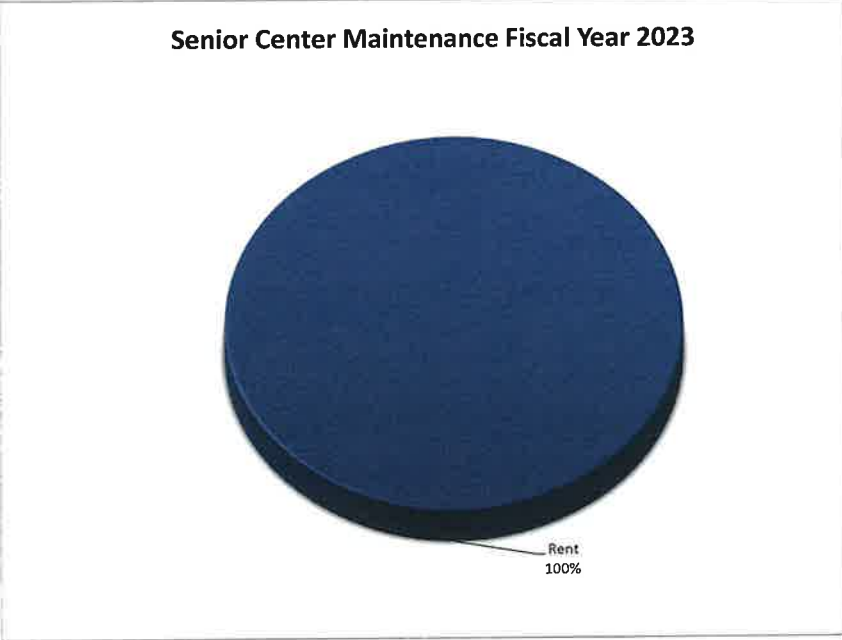
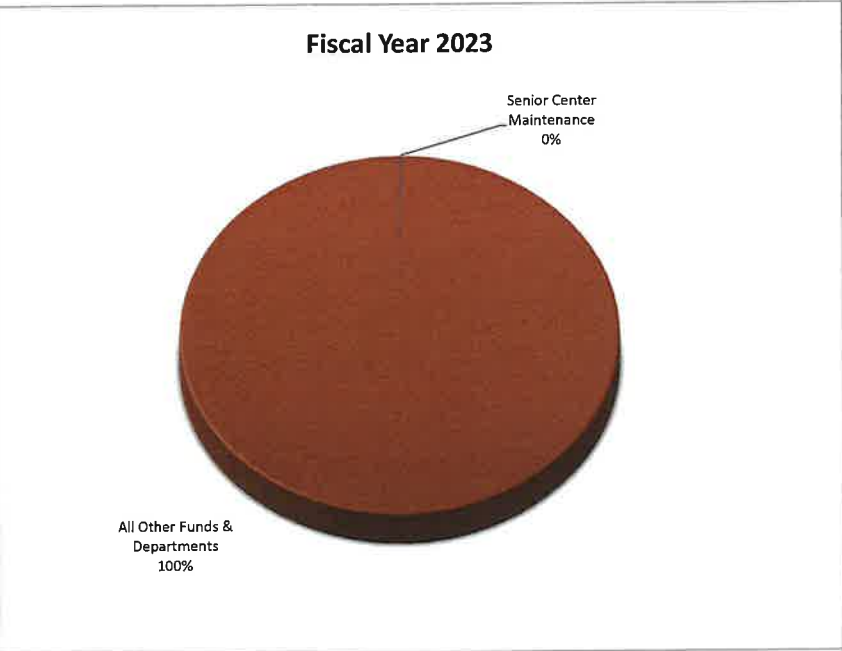
Village of South Chicago Heights, Illinois
Operating Budget - Expenditures, Expenses and Other Financing Uses
Fiscal Year January 1, 2023 - December 31, 2023

Fund / Department / Classification / Account	Actual FY 2021	Budget FY 2022	Expected FY 2022	Proposed FY 2023	Recommended FY 2023	Final Approved FY 2023	% variance Expected /Budget	% variance Final /Expected	% variance Final /Budget
01 General Fund									
53 Courtesy Car Program									
Expenditures									
Current Operating Expenditures									
General Government									
5000-5100 Personal Services									
5000 Compensation									
5030 Wages - Part Time Hourly	\$ 9,832	\$ 10,800	\$ 10,200	\$ 11,375	\$ 12,250	\$ 12,250	94.44%	120.10%	113.43%
Total Compensation	\$ 9,832	\$ 10,800	\$ 10,200	\$ 11,375	\$ 12,250	\$ 12,250	94.44%	120.10%	113.43%
5100 Benefits									
5110 Employer FICA / Medicare	\$ 752	\$ 826	\$ 780	\$ 870	\$ 937	\$ 937	94.47%	120.10%	113.45%
5180 Insurance - Workers Compensation	589	629	597	727	783	783	94.86%	131.22%	124.47%
5190 Insurance - Unemployment Compensation	0	123	142	123	123	123	115.45%	86.27%	99.59%
Total Benefits	\$ 1,341	\$ 1,578	\$ 1,519	\$ 1,720	\$ 1,843	\$ 1,843	96.26%	121.30%	116.77%
Total Personal Services	\$ 11,173	\$ 12,378	\$ 11,719	\$ 13,095	\$ 14,093	\$ 14,093	94.68%	120.25%	113.85%
5200-5500 Contractual Services									
5200 Professional Services									
5280 Medical	\$ 579	\$ 400	\$ 425	\$ 450	\$ 450	\$ 450	106.25%	105.88%	112.50%
<i>Driver testing</i>				450	450	450			
Total Professional Services	\$ 579	\$ 400	\$ 425	\$ 450	\$ 450	\$ 450	106.25%	105.88%	112.50%
5300 Repair and Maintenance									
5380 R & M - Vehicles	\$ 82	\$ 500	\$ 600	\$ 750	\$ 750	\$ 750	120.00%	125.00%	150.00%
<i>Routine maintenance of courtesy van & wheelchair</i>				750	750	750			
5399 R & M - Other Equipment	6	25	0	25	25	25	0.00%	-	100.00%
<i>Service fire extinguishers</i>				25	25	25			
Total Repair and Maintenance	\$ 88	\$ 525	\$ 600	\$ 775	\$ 775	\$ 775	114.29%	129.17%	147.62%
5400 Other Contractual									
5455 Equipment Installation Services	\$ 0	\$ 0	\$ 0	\$ 0	\$ 0	\$ 0	-	-	-
5460 Equipment Rental	1,000	1,200	1,200	1,200	1,200	1,200	100.00%	100.00%	100.00%
<i>Courtesy van rental - Pace</i>				1,200	1,200	1,200			
5490 Intergovernmental Fees and Dues	0	125	0	150	150	150	0.00%	-	120.00%
<i>License renewal</i>				150	150	150			
5580 Telephone - Local, LD, Wireless, Pager	448	500	440	500	500	500	88.00%	113.64%	100.00%
<i>Allocation of cellular phone service</i>				500	500	500			
Total Other Contractual	\$ 1,448	\$ 1,825	\$ 1,640	\$ 1,850	\$ 1,850	\$ 1,850	89.86%	112.80%	101.37%
Total Contractual Services	\$ 2,115	\$ 2,750	\$ 2,665	\$ 3,075	\$ 3,075	\$ 3,075	96.91%	115.38%	111.82%

Village of South Chicago Heights, Illinois
Operating Budget - Expenditures, Expenses and Other Financing Uses
Fiscal Year January 1, 2023 - December 31, 2023

Fund / Department / Classification / Account	Actual FY 2021	Budget FY 2022	Expected FY 2022	Proposed FY 2023	Recommended FY 2023	Final Approved FY 2023	% variance Expected /Budget	% variance Final /Expected	% variance Final /Budget
01 General Fund									
53 Courtesy Car Program									
Expenditures									
Current Operating Expenditures									
General Government									
5600-5700 Commodities									
5650 Fuel	\$ 1,113	\$ 1,250	\$ 1,600	\$ 1,550	\$ 1,650	\$ 1,650	128.00%	103.13%	132.00%
<i>Unleaded gasoline</i>				1,550	1,650	1,650			
5660 Lubricants and Fluids	0	25	0	25	25	25	0.00%	-	100.00%
<i>Windshield washer</i>				25	25	25			
5710 Service & Repair Parts	0	50	0	50	50	50	0.00%	-	100.00%
<i>Wiper blades, misc parts</i>				50	50	50			
Total Commodities	\$ 1,113	\$ 1,325	\$ 1,600	\$ 1,625	\$ 1,725	\$ 1,725	120.75%	107.81%	130.19%
Total General Government	\$ 14,401	\$ 16,453	\$ 15,984	\$ 17,795	\$ 18,893	\$ 18,893	97.15%	118.20%	114.83%
Total Current Operating Expenditures	\$ 14,401	\$ 16,453	\$ 15,984	\$ 17,795	\$ 18,893	\$ 18,893	97.15%	118.20%	114.83%
Total Expenditures	\$ 14,401	\$ 16,453	\$ 15,984	\$ 17,795	\$ 18,893	\$ 18,893	97.15%	118.20%	114.83%
Total Courtesy Car Program	\$ 14,401	\$ 16,453	\$ 15,984	\$ 17,795	\$ 18,893	\$ 18,893	97.15%	118.20%	114.83%

Village of South Chicago Heights, Illinois
Operating Budget - Revenues and Other Financing Sources
Fiscal Year January 1, 2023 - December 31, 2023

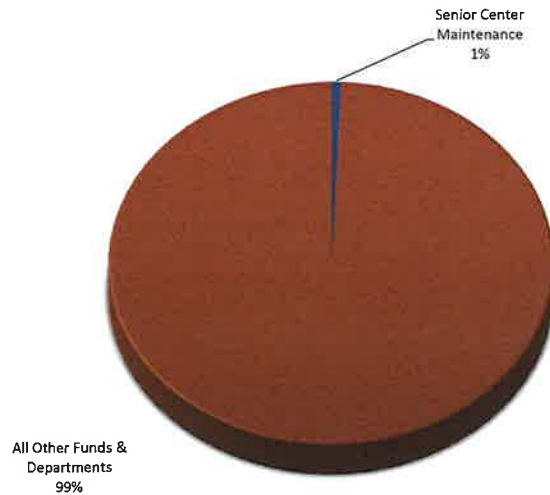


Village of South Chicago Heights, Illinois
Operating Budget - Revenues and Other Financing Sources
Fiscal Year January 1, 2023 - December 31, 2023

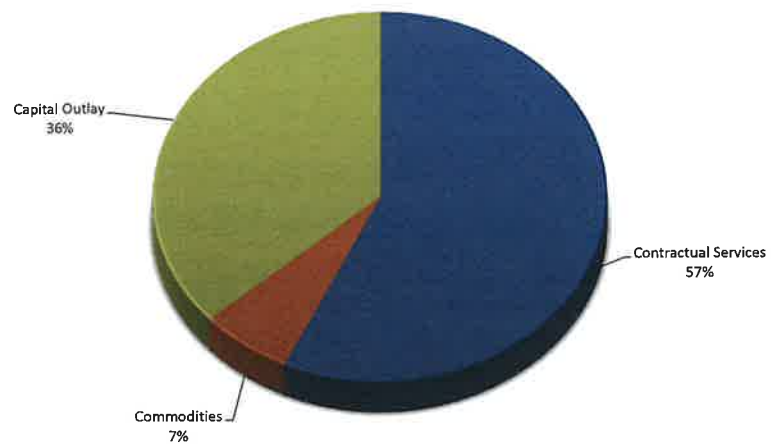
Fund / Department / Classification / Account	Actual FY 2021	Budget FY 2022	Expected FY 2022	Proposed FY 2023	Recommended FY 2023	Final Approved FY 2023	% variance Expected /Budget	% variance Final /Expected	% variance Final /Budget
01 General Fund									
56 Senior Center Maintenance									
Current Operating Revenues									
4600 Rent									
4620 Senior Center Rentals	\$ 4,400	\$ 5,000	\$ 3,600	\$ 7,200	\$ 10,000	\$ 10,000	72.00%	277.78%	200.00%
Total Rent	\$ 4,400	\$ 5,000	\$ 3,600	\$ 7,200	\$ 10,000	\$ 10,000	72.00%	277.78%	200.00%
Total Current Operating Revenues	\$ 4,400	\$ 5,000	\$ 3,600	\$ 7,200	\$ 10,000	\$ 10,000	72.00%	277.78%	200.00%
Total Senior Center Maintenance	\$ 4,400	\$ 5,000	\$ 3,600	\$ 7,200	\$ 10,000	\$ 10,000	72.00%	277.78%	200.00%

Village of South Chicago Heights, Illinois
Operating Budget - Expenditures, Expenses and Other Financing Uses
Fiscal Year January 1, 2023 - December 31, 2023

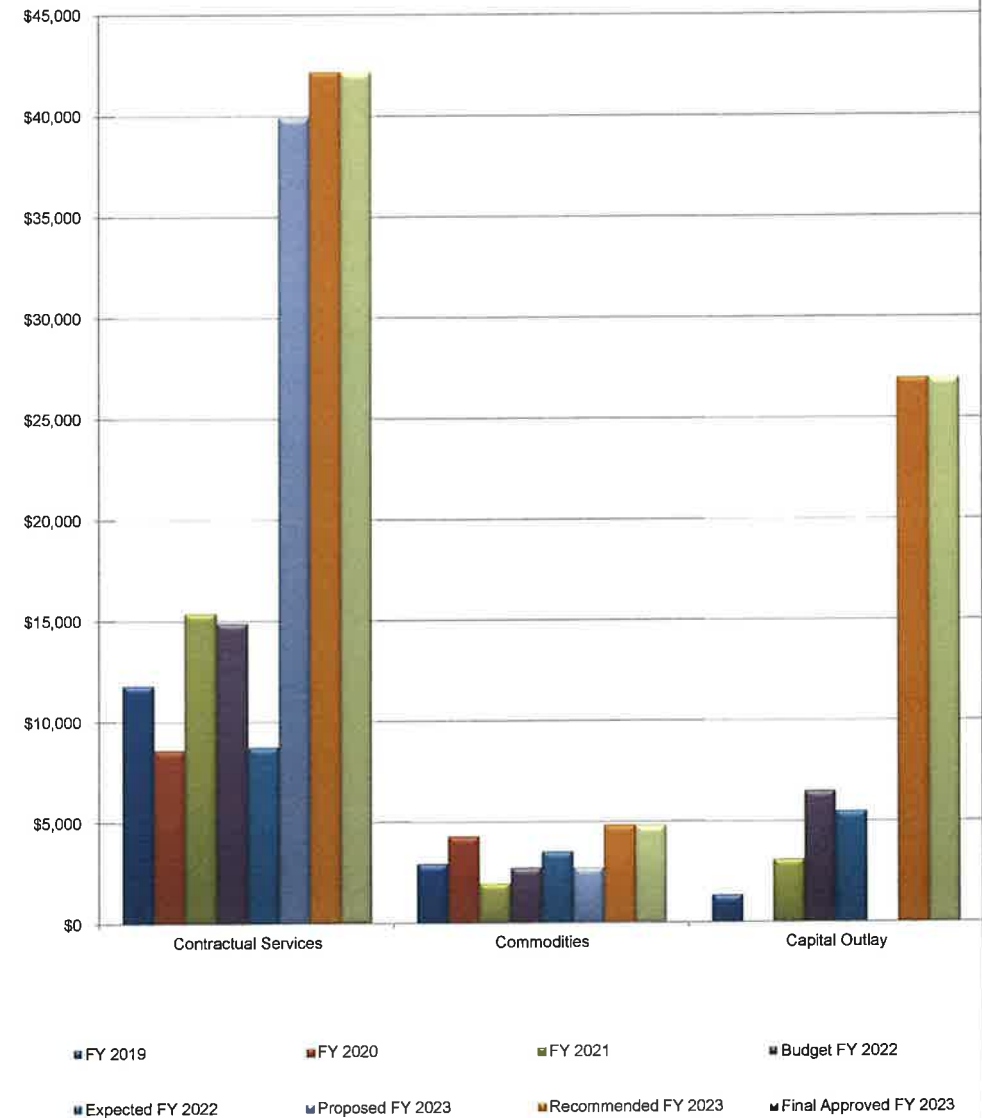
Fiscal Year 2023



Senior Center Maintenance Fiscal Year 2023



Senior Center Maintenance Expenditure Trend



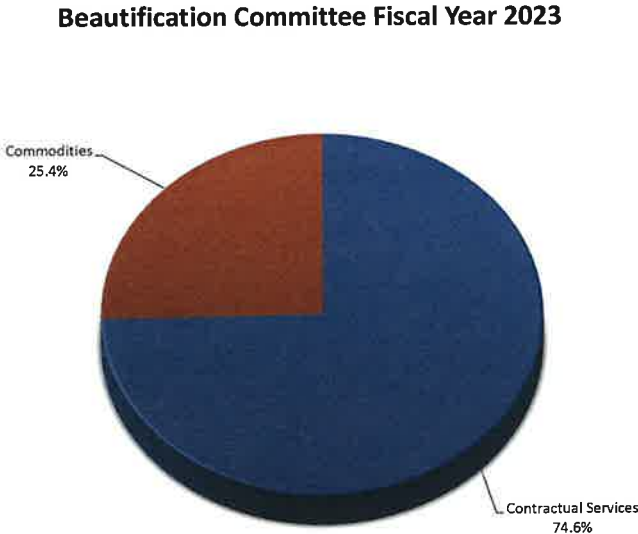
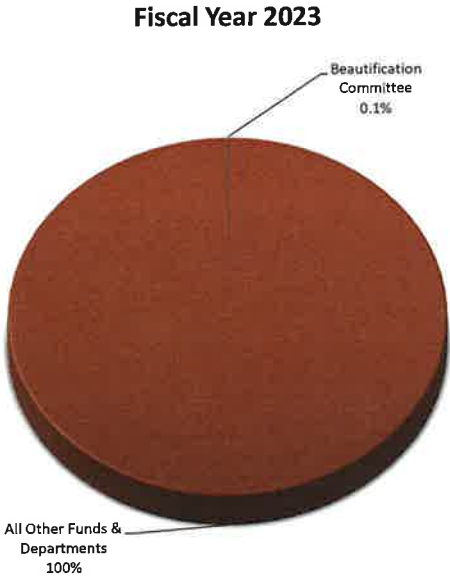
Village of South Chicago Heights, Illinois
Operating Budget - Expenditures, Expenses and Other Financing Uses
Fiscal Year January 1, 2023 - December 31, 2023

Fund / Department / Classification / Account	Actual FY 2021	Budget FY 2022	Expected FY 2022	Proposed FY 2023	Recommended FY 2023	Final Approved FY 2023	% variance Expected /Budget	% variance Final /Expected	% variance Final /Budget
01 General Fund									
56 Senior Center Maintenance									
Expenditures									
Current Operating Expenditures									
Culture and Recreation									
5200-5500 Contractual Services									
5300 Repair and Maintenance									
5305 R & M - Buildings & Grounds	\$ 5,577	\$ 3,000	\$ 2,550	\$ 28,000	\$ 29,500	\$ 29,500	85.00%	1156.86%	983.33%
Plumbing, electrical & HVAC repairs				3,000	4,500	4,500			
Repair roof above bathrooms				10,000	10,000	10,000			
Retrofit interior lighting to LED				10,000	10,000	10,000			
Replace rear door				5,000	5,000	5,000			
5330 R & M - Fire & EMS Equipment	164	150	100	150	150	150	66.67%	150.00%	100.00%
Fire extinguisher service				150	150	150			
Total Repair and Maintenance	\$ 5,741	\$ 3,150	\$ 2,650	\$ 28,150	\$ 29,650	\$ 29,650	84.13%	1118.87%	941.27%
5400 Other Contractual									
5460 Equipment Rental	\$ 689	\$ 200	\$ 0	\$ 200	\$ 200	\$ 200	0.00%	-	100.00%
Maintenance equipment rentals				200	200	200			
5470 Forestry & Landscaping Services	3,035	2,000	450	2,000	2,000	2,000	22.50%	444.44%	100.00%
Memorial mound				2,000	2,000	2,000			
5500 ISP's & Data Services	1,409	1,500	1,600	1,500	1,750	1,750	106.67%	109.38%	116.67%
Internet service				1,500	1,750	1,750			
5510 Janitorial	2,460	3,000	1,500	3,000	3,000	3,000	50.00%	200.00%	100.00%
Contracted services				3,000	3,000	3,000			
5560 Purchased Program Services	760	3,700	1,250	3,700	4,200	4,200	33.78%	336.00%	113.51%
Alarm service				0	350	350			
Fire suppression system				0	350	350			
Holiday decorating				3,700	2,000	2,000			
Event security - rentals				0	1,500	1,500			
5565 Rodent / Mosquito Abatement	420	450	420	500	450	450	93.33%	107.14%	100.00%
Monthly pest control service				500	450	450			
5580 Telephone - Local, LD, Wireless, Pager	872	900	875	900	950	950	97.22%	108.57%	105.56%
Allocation of monthly telephone service				900	950	950			
Total Other Contractual	\$ 9,645	\$ 11,750	\$ 6,095	\$ 11,800	\$ 12,550	\$ 12,550	51.87%	205.91%	106.81%
Total Contractual Services	\$ 15,386	\$ 14,900	\$ 8,745	\$ 39,950	\$ 42,200	\$ 42,200	58.69%	482.56%	283.22%

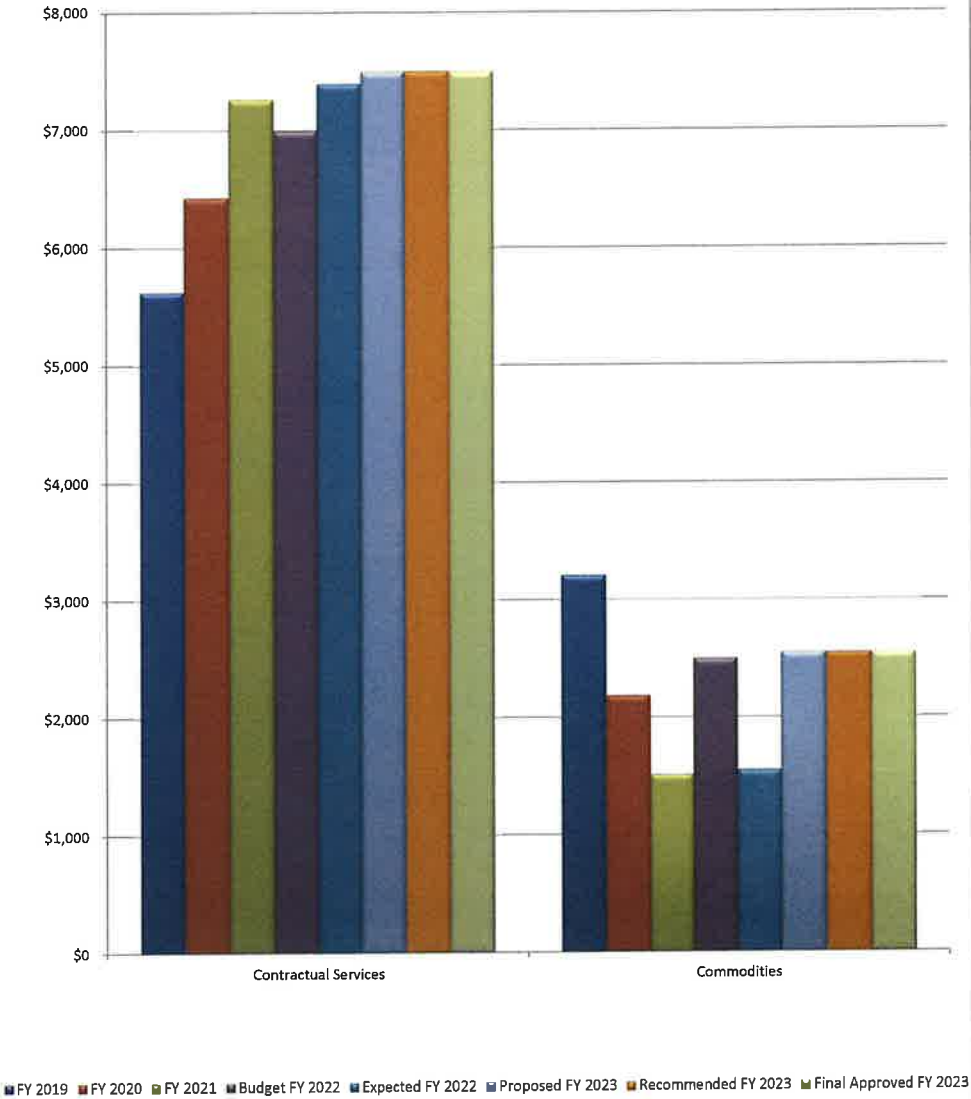
Village of South Chicago Heights, Illinois
Operating Budget - Expenditures, Expenses and Other Financing Uses
Fiscal Year January 1, 2023 - December 31, 2023

Fund / Department / Classification / Account	Actual FY 2021	Budget FY 2022	Expected FY 2022	Proposed FY 2023	Recommended FY 2023	Final Approved FY 2023	% variance Expected /Budget	% variance Final /Expected	% variance Final /Budget
01 General Fund									
56 Senior Center Maintenance									
Expenditures									
5600-5700 Commodities									
5620 Cleaning & Maintenance Supplies	\$ 0	\$ 150	\$ 0	\$ 150	\$ 500	\$ 500	0.00%	-	333.33%
Misc supplies				150	500	500			
5655 Landscaping Supplies	114	500	0	500	250	250	0.00%	-	50.00%
Item description				500	250	250			
5690 Program Supplies	301	500	300	500	500	500	60.00%	166.67%	100.00%
Misc supplies				500	500	500			
5710 Service & Repair Parts	19	100	0	100	100	100	0.00%	-	100.00%
Misc parts				100	100	100			
5770 Utilities - Village Buildings	1,533	1,500	3,250	1,500	3,500	3,500	216.67%	107.69%	233.33%
Nicor Gas				1,500	3,500	3,500			
Total Commodities	\$ 1,967	\$ 2,750	\$ 3,550	\$ 2,750	\$ 4,850	\$ 4,850	129.09%	136.62%	176.36%
Total Culture and Recreation	\$ 17,353	\$ 17,650	\$ 12,295	\$ 42,700	\$ 47,050	\$ 47,050	69.66%	382.68%	266.57%
Total Current Operating Expenditures	\$ 17,353	\$ 17,650	\$ 12,295	\$ 42,700	\$ 47,050	\$ 47,050	69.66%	382.68%	266.57%
Capital Outlay Expenditures									
Governmental Capital Outlay									
6000 Capital Outlay									
6200 Building Acquisition/Const/Improvements	\$ 0	\$ 6,500	\$ 5,500	\$ 0	\$ 27,000	\$ 27,000	84.62%	490.91%	415.38%
Walkway replacement				0	27,000	27,000			
6599 Equipment - Other	3,120	0	0	0	0	0	-	-	-
Total Capital Outlay	\$ 3,120	\$ 6,500	\$ 5,500	\$ 0	\$ 27,000	\$ 27,000	84.62%	490.91%	415.38%
Total Governmental Capital Outlay	\$ 3,120	\$ 6,500	\$ 5,500	\$ 0	\$ 27,000	\$ 27,000	84.62%	490.91%	415.38%
Total Expenditures	\$ 20,473	\$ 24,150	\$ 17,795	\$ 42,700	\$ 74,050	\$ 74,050	73.69%	416.13%	306.63%
Total Senior Center Maintenance	\$ 20,473	\$ 24,150	\$ 17,795	\$ 42,700	\$ 74,050	\$ 74,050	73.69%	416.13%	306.63%

Village of South Chicago Heights, Illinois
 Operating Budget - Expenditures, Expenses and Other Financing Uses
 Fiscal Year January 1, 2023 - December 31, 2023



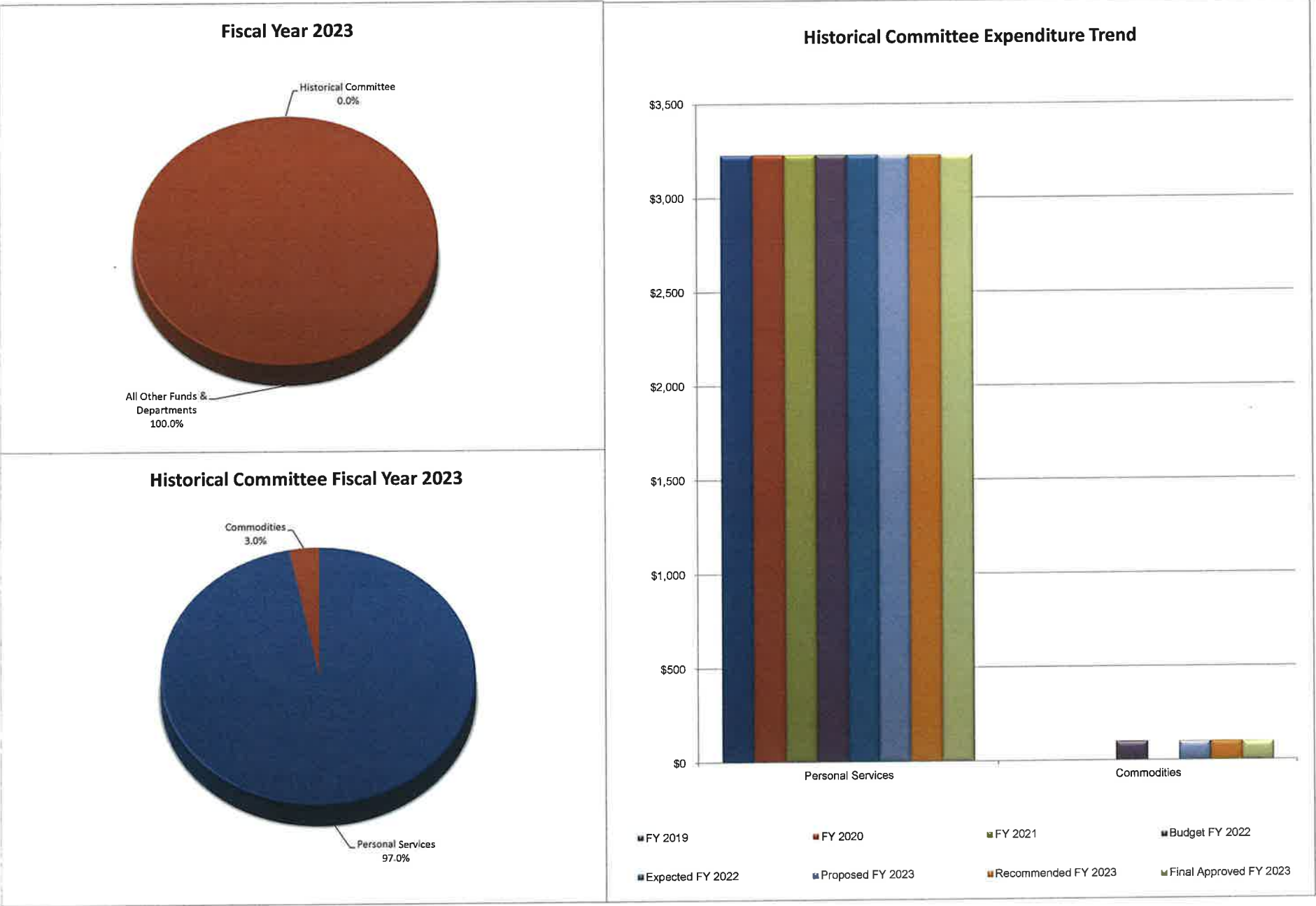
Beautification Committee Expenditure Trend



Village of South Chicago Heights, Illinois
Operating Budget - Expenditures, Expenses and Other Financing Uses
Fiscal Year January 1, 2023 - December 31, 2023

Fund / Department / Classification / Account	Actual FY 2021	Budget FY 2022	Expected FY 2022	Proposed FY 2023	Recommended FY 2023	Final Approved FY 2023	% variance Expected /Budget	% variance Final /Expected	% variance Final /Budget
01 General Fund									
58 Beautification Committee									
Expenditures									
Current Operating Expenditures									
Culture and Recreation									
5200-5500 Contractual Services									
5400 Other Contractual									
5560 Purchased Program Services	\$ 7,266	\$ 7,000	\$ 7,400	\$ 7,500	\$ 7,500	\$ 7,500	105.71%	101.35%	107.14%
	<i>Holiday decorations</i>			<i>7,500</i>	<i>7,500</i>	<i>7,500</i>			
Total Other Contractual	\$ 7,266	\$ 7,000	\$ 7,400	\$ 7,500	\$ 7,500	\$ 7,500	105.71%	101.35%	107.14%
Total Contractual Services	\$ 7,266	\$ 7,000	\$ 7,400	\$ 7,500	\$ 7,500	\$ 7,500	105.71%	101.35%	107.14%
5600-5700 Commodities									
5610 Awards	\$ 1,140	\$ 1,100	\$ 1,150	\$ 1,150	\$ 1,150	\$ 1,150	104.55%	100.00%	104.55%
	<i>Contest awards</i>			<i>1,150</i>	<i>1,150</i>	<i>1,150</i>			
5655 Landscaping Supplies	0	900	0	900	900	900	0.00%	-	100.00%
	<i>Village Hall & Veterans Memorial plantings</i>			<i>900</i>	<i>900</i>	<i>900</i>			
5690 Program Supplies	372	500	400	500	500	500	80.00%	125.00%	100.00%
	<i>Event supplies</i>			<i>500</i>	<i>500</i>	<i>500</i>			
5715 Small Tools	0	0	0	0	0	0	-	-	-
Total Commodities	\$ 1,512	\$ 2,500	\$ 1,550	\$ 2,550	\$ 2,550	\$ 2,550	62.00%	164.52%	102.00%
Total Culture and Recreation	\$ 8,778	\$ 9,500	\$ 8,950	\$ 10,050	\$ 10,050	\$ 10,050	94.21%	112.29%	105.79%
Total Current Operating Expenditures	\$ 8,778	\$ 9,500	\$ 8,950	\$ 10,050	\$ 10,050	\$ 10,050	94.21%	112.29%	105.79%
Total Expenditures	\$ 8,778	\$ 9,500	\$ 8,950	\$ 10,050	\$ 10,050	\$ 10,050	94.21%	112.29%	105.79%
Total Beautification Committee	\$ 8,778	\$ 9,500	\$ 8,950	\$ 10,050	\$ 10,050	\$ 10,050	94.21%	112.29%	105.79%

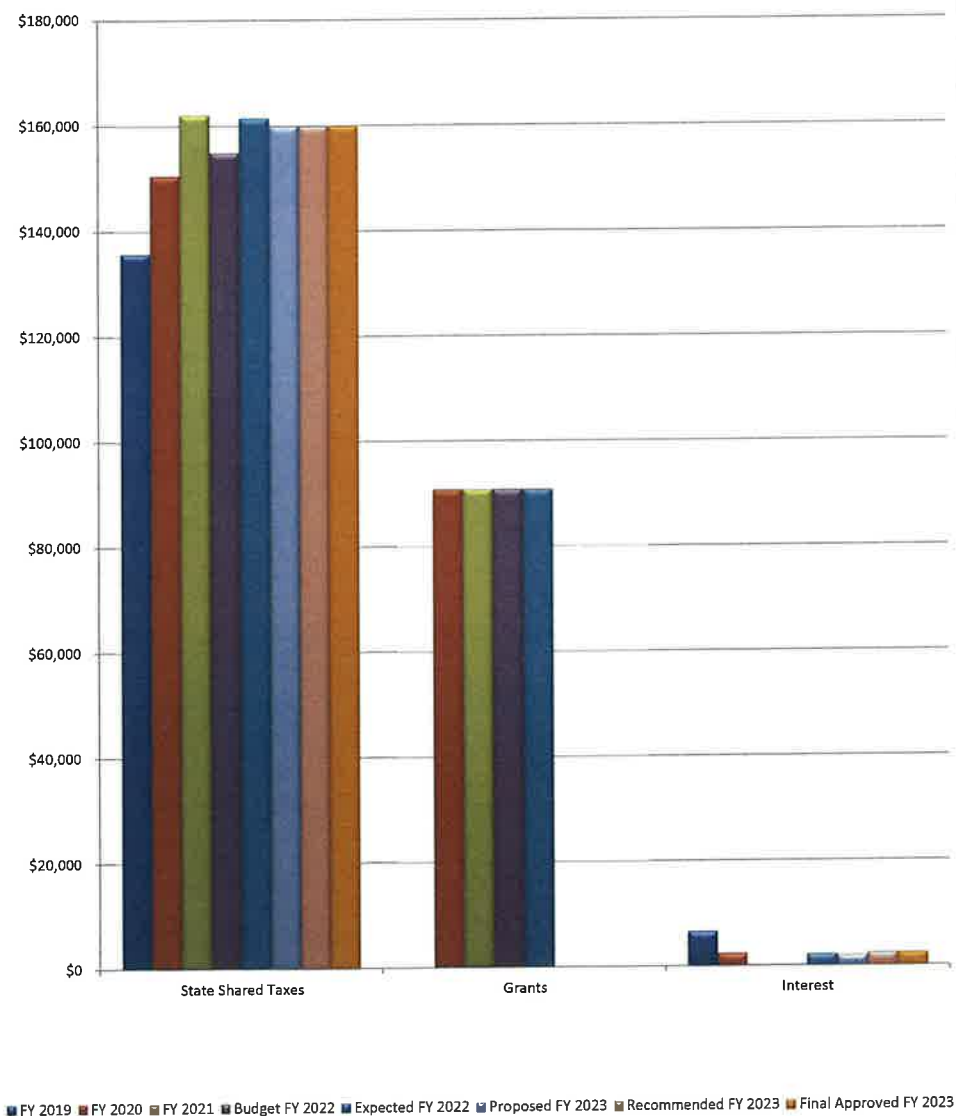
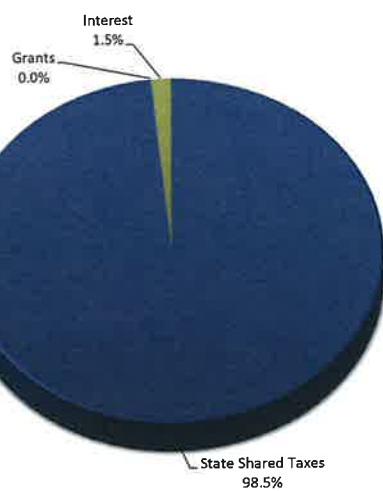

Village of South Chicago Heights, Illinois
 Operating Budget - Expenditures, Expenses and Other Financing Uses
 Fiscal Year January 1, 2023 - December 31, 2023



Village of South Chicago Heights, Illinois
Operating Budget - Expenditures, Expenses and Other Financing Uses
Fiscal Year January 1, 2023 - December 31, 2023

Fund / Department / Classification / Account	Actual FY 2021	Budget FY 2022	Expected FY 2022	Proposed FY 2023	Recommended FY 2023	Final Approved FY 2023	% variance Expected /Budget	% variance Final /Expected	% variance Final /Budget
01 General Fund									
59 Historical Committee									
Expenditures									
Current Operating Expenditures									
Culture and Recreation									
5000-5100 Personal Services									
5000 Compensation									
5015 Stipend - Boards and Commissions	\$ 3,000	\$ 3,000	\$ 3,000	\$ 3,000	\$ 3,000	\$ 3,000	100.00%	100.00%	100.00%
Total Compensation	\$ 3,000	\$ 3,000	\$ 3,000	\$ 3,000	\$ 3,000	\$ 3,000	100.00%	100.00%	100.00%
5100 Benefits									
5110 Employer FICA / Medicare	\$ 230	\$ 230	\$ 230	\$ 230	\$ 230	\$ 230	100.00%	99.78%	99.78%
Total Benefits	\$ 230	\$ 230	\$ 230	\$ 230	\$ 230	\$ 230	100.00%	99.78%	99.78%
Total Personal Services	\$ 3,230	\$ 3,230	\$ 3,230	\$ 3,230	\$ 3,230	\$ 3,230	100.00%	99.98%	99.98%
5600-5700 Commodities									
5690 Program Supplies	\$ 0	\$ 100	\$ 0	\$ 100	\$ 100	\$ 100	0.00%	-	100.00%
<i>Archival and display supplies</i>				100	100	100			
Total Commodities	\$ 0	\$ 100	\$ 0	\$ 100	\$ 100	\$ 100	0.00%	-	100.00%
Total Culture and Recreation	\$ 3,230	\$ 3,330	\$ 3,230	\$ 3,330	\$ 3,330	\$ 3,330	97.00%	103.08%	99.98%
Total Current Operating Expenditures	\$ 3,230	\$ 3,330	\$ 3,230	\$ 3,330	\$ 3,330	\$ 3,330	97.00%	103.08%	99.98%
Total Expenditures	\$ 3,230	\$ 3,330	\$ 3,230	\$ 3,330	\$ 3,330	\$ 3,330	97.00%	103.08%	99.98%
Total Historical Committee	\$ 3,230	\$ 3,330	\$ 3,230	\$ 3,330	\$ 3,330	\$ 3,330	97.00%	103.08%	99.98%

Village of South Chicago Heights, Illinois
Operating Budget - Revenues and Other Financing Sources
Fiscal Year January 1, 2023 - December 31, 2023

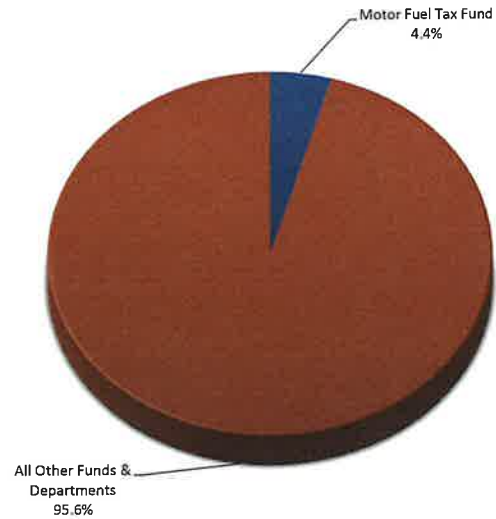


Village of South Chicago Heights, Illinois
Operating Budget - Revenues and Other Financing Sources
Fiscal Year January 1, 2023 - December 31, 2023

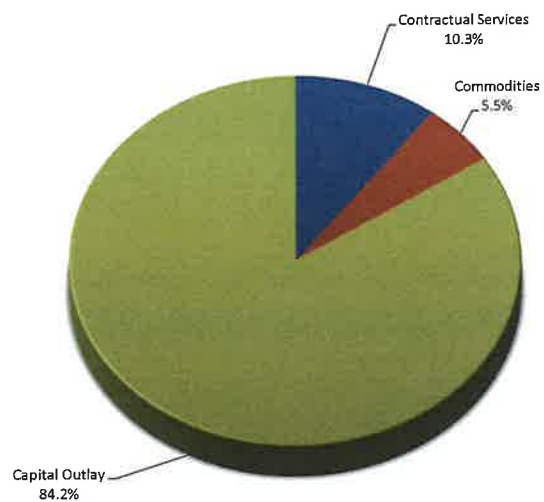
Fund / Department / Classification / Account	Actual FY 2021	Budget FY 2022	Expected FY 2022	Proposed FY 2023	Recommended FY 2023	Final Approved FY 2023	% variance Expected /Budget	% variance Final /Expected	% variance Final /Budget
11 Motor Fuel Tax Fund									
00 Nondepartmental									
Current Operating Revenues									
4100 State Shared Taxes									
4160 Motor Fuel Tax	\$ 162,174	\$ 155,000	\$ 161,500	\$ 160,000	\$ 160,000	\$ 160,000	104.19%	99.07%	103.23%
Total State Shared Taxes	\$ 162,174	\$ 155,000	\$ 161,500	\$ 160,000	\$ 160,000	\$ 160,000	104.19%	99.07%	103.23%
4650 Grants									
4660 State Grants	\$ 90,926	\$ 90,925	\$ 90,925	\$ 0	\$ 0	\$ 0	100.00%	0.00%	0.00%
Total Grants	\$ 90,926	\$ 90,925	\$ 90,925	\$ 0	\$ 0	\$ 0	100.00%	0.00%	0.00%
4750 Interest									
4760 Interest From Deposits	\$ 230	\$ 250	\$ 2,250	\$ 2,000	\$ 2,500	\$ 2,500	900.00%	111.11%	1000.00%
Total Interest	\$ 230	\$ 250	\$ 2,250	\$ 2,000	\$ 2,500	\$ 2,500	900.00%	111.11%	1000.00%
Total Current Operating Revenues	\$ 253,330	\$ 246,175	\$ 254,675	\$ 162,000	\$ 162,500	\$ 162,500	103.45%	63.81%	66.01%
Total Motor Fuel Tax Fund	\$ 253,330	\$ 246,175	\$ 254,675	\$ 162,000	\$ 162,500	\$ 162,500	103.45%	63.81%	66.01%

Village of South Chicago Heights, Illinois
Operating Budget - Expenditures, Expenses and Other Financing Uses
Fiscal Year January 1, 2023 - December 31, 2023

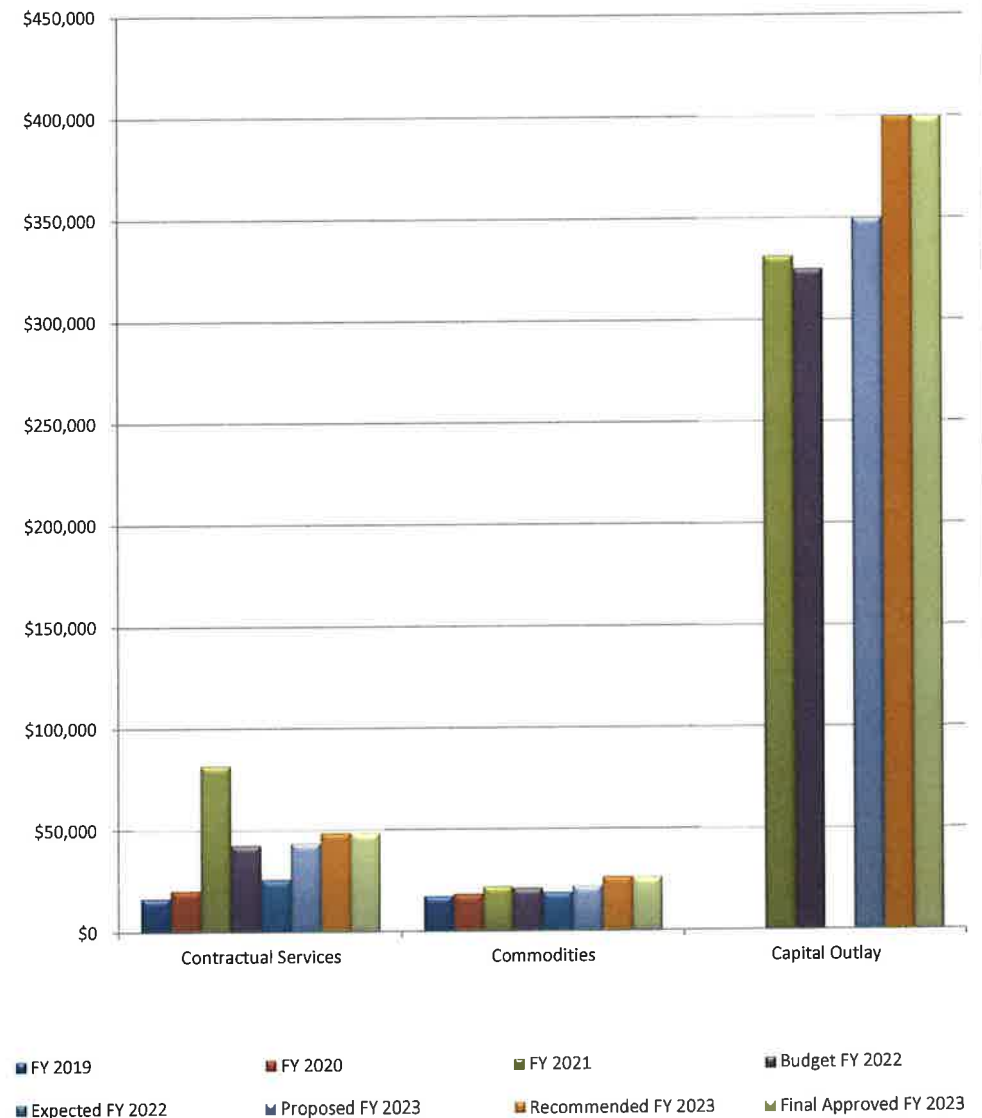
Fiscal Year 2023



Motor Fuel Tax Fund Fiscal Year 2023



Motor Fuel Tax Fund Expenditure Trend



Village of South Chicago Heights, Illinois
Operating Budget - Expenditures, Expenses and Other Financing Uses
Fiscal Year January 1, 2023 - December 31, 2023

Fund / Department / Classification / Account	Actual FY 2021	Budget FY 2022	Expected FY 2022	Proposed FY 2023	Recommended FY 2023	Final Approved FY 2023	% variance Expected /Budget	% variance Final /Expected	% variance Final /Budget
11 Motor Fuel Tax Fund									
00 Nondepartmental									
Expenditures									
Current Operating Expenditures									
Highway and Streets									
5200-5500 Contractual Services									
5200 Professional Services									
5240 Engineering and Architectural	\$ 75,040	\$ 32,500	\$ 7,500	\$ 30,000	\$ 35,000	\$ 35,000	23.08%	466.67%	107.69%
				Calendar year 2023 street improvement project eng	30,000	35,000	35,000		
5290 Testing Labs	0	0	2,925	0	0	0	-	0.00%	-
Total Professional Services	\$ 75,040	\$ 32,500	\$ 10,425	\$ 30,000	\$ 35,000	\$ 35,000	32.08%	335.73%	107.69%
5300 Repair and Maintenance									
5375 R & M - Street Lights & Signals	\$ 6,821	\$ 9,200	\$ 15,450	\$ 12,700	\$ 12,700	\$ 12,700	167.93%	82.20%	138.04%
				Monthly traffic signal maintenance	4,200	4,200	4,200		
				Traffic accident repairs	5,000	5,000	5,000		
				Replacement street lighting fixtures	3,500	3,500	3,500		
Total Repair and Maintenance	\$ 6,821	\$ 9,200	\$ 15,450	\$ 12,700	\$ 12,700	\$ 12,700	167.93%	82.20%	138.04%
5400 Other Contractual									
5470 Forestry & Landscaping Services	\$ 0	\$ 1,000	\$ 0	\$ 1,000	\$ 1,000	\$ 1,000	0.00%	-	100.00%
				Emergency tree removals	1,000	1,000	1,000		
Total Other Contractual	\$ 0	\$ 1,000	\$ 0	\$ 1,000	\$ 1,000	\$ 1,000	0.00%	-	100.00%
Total Contractual Services	\$ 81,861	\$ 42,700	\$ 25,875	\$ 43,700	\$ 48,700	\$ 48,700	60.60%	188.21%	114.05%
5600-5700 Commodities									
5745 Street Materials - Salt and Sand	\$ 21,974	\$ 21,100	\$ 19,000	\$ 22,000	\$ 26,350	\$ 26,350	90.05%	138.68%	124.88%
				Road salt - joint purchase agreement	22,000	26,350	26,350		
Total Commodities	\$ 21,974	\$ 21,100	\$ 19,000	\$ 22,000	\$ 26,350	\$ 26,350	90.05%	138.68%	124.88%
Total Highway and Streets	\$ 103,835	\$ 63,800	\$ 44,875	\$ 65,700	\$ 75,050	\$ 75,050	70.34%	167.24%	117.63%
Total Current Operating Expenditures	\$ 103,835	\$ 63,800	\$ 44,875	\$ 65,700	\$ 75,050	\$ 75,050	70.34%	167.24%	117.63%
Capital Outlay Expenditures									
Governmental Capital Outlay									
6000 Capital Outlay									
6300 Street System Construction/Improvements	\$ 331,495	\$ 325,000	\$ 0	\$ 350,000	\$ 400,000	\$ 400,000	0.00%	-	123.08%
				Calendar year 2023 street improvement projects - te	350,000	400,000	400,000		
Total Capital Outlay	\$ 331,495	\$ 325,000	\$ 0	\$ 350,000	\$ 400,000	\$ 400,000	0.00%	-	123.08%

Village of South Chicago Heights, Illinois
Operating Budget - Expenditures, Expenses and Other Financing Uses
Fiscal Year January 1, 2023 - December 31, 2023

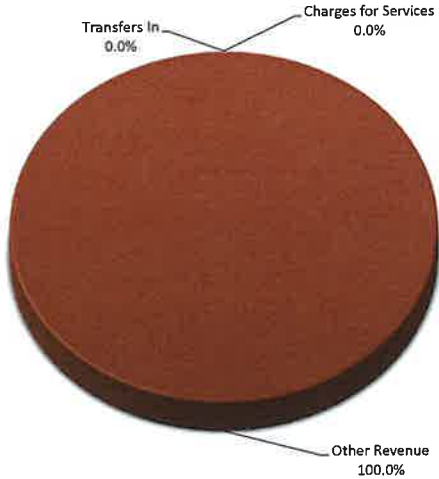
Fund / Department / Classification / Account	Actual FY 2021	Budget FY 2022	Expected FY 2022	Proposed FY 2023	Recommended FY 2023	Final Approved FY 2023	% variance Expected /Budget	% variance Final /Expected	% variance Final /Budget
11 Motor Fuel Tax Fund									
00 Nondepartmental									
Expenditures									
Current Operating Expenditures									
Highway and Streets									
Total Governmental Capital Outlay	\$ 331,495	\$ 325,000	\$ 0	\$ 350,000	\$ 400,000	\$ 400,000	0.00%	-	123.08%
Total Expenditures	\$ 435,330	\$ 388,800	\$ 44,875	\$ 415,700	\$ 475,050	\$ 475,050	11.54%	1058.61%	122.18%
Total Motor Fuel Tax Fund	\$ 435,330	\$ 388,800	\$ 44,875	\$ 415,700	\$ 475,050	\$ 475,050	11.54%	1058.61%	122.18%

Village of South Chicago Heights, Illinois
 Operating Budget - Revenues and Other Financing Sources
 Fiscal Year January 1, 2023 - December 31, 2023

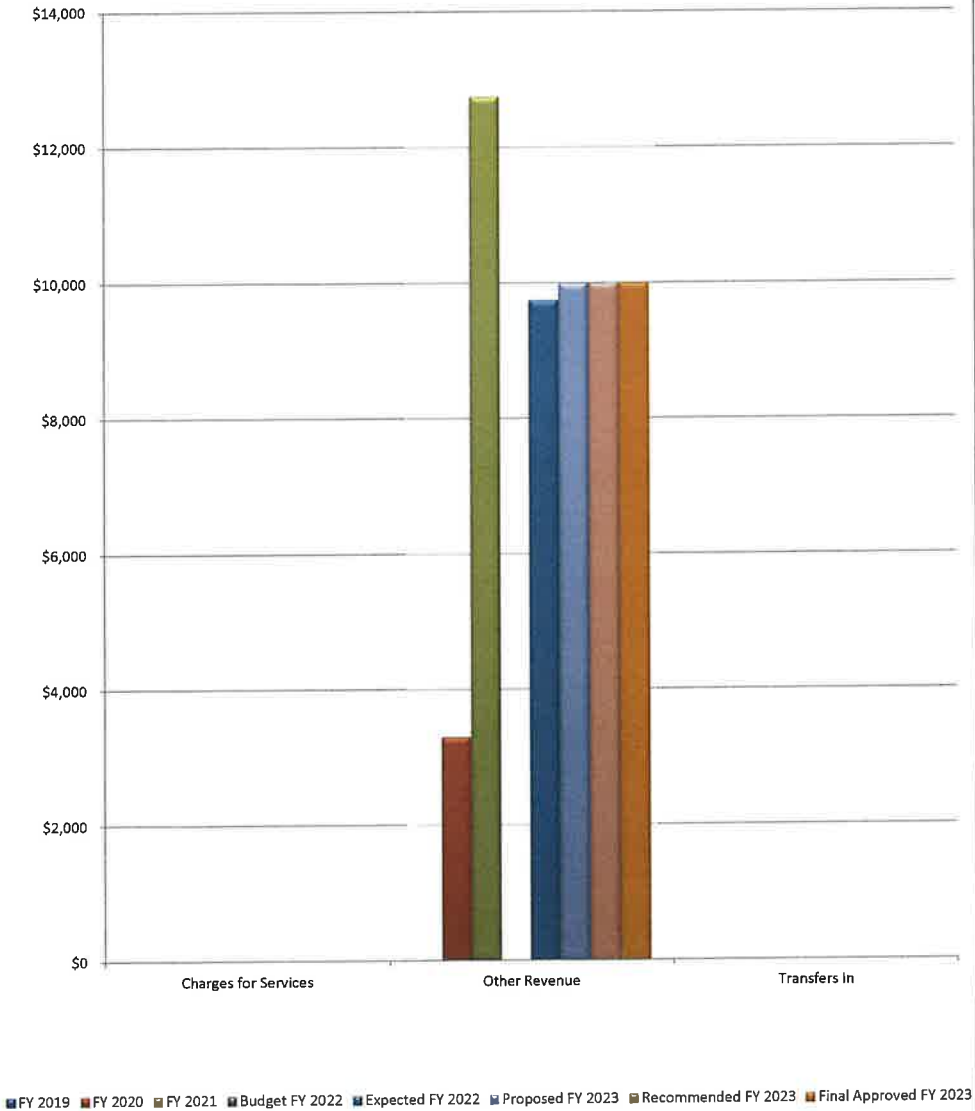
Fiscal Year 2023



Summer Concert Fund Fiscal Year 2023



Summer Concert Fund Revenue Trend




Village of South Chicago Heights, Illinois
Operating Budget - Revenues and Other Financing Sources
Fiscal Year January 1, 2023 - December 31, 2023

Fund / Department / Classification / Account	Actual FY 2021	Budget FY 2022	Expected FY 2022	Proposed FY 2023	Recommended FY 2023	Final Approved FY 2023	% variance Expected /Budget	% variance Final /Expected	% variance Final /Budget
14 Summer Concert Fund									
00 Nondepartmental									
Current Operating Revenues									
4300 Charges for Services									
4495 Event Ticket Sales - Entrance Fees	\$ 0	\$ 0	\$ 0	\$ 0	\$ 0	\$ 0	-	-	-
4496 Event Ticket Sales - Food & Drink	0	0	0	0	0	0	-	-	-
Total Charges for Services	<u>\$ 0</u>	<u>\$ 0</u>	<u>\$ 0</u>	<u>\$ 0</u>	<u>\$ 0</u>	<u>\$ 0</u>	<u>-</u>	<u>-</u>	<u>-</u>
4900 Other Revenue									
4930 Merchandise Sales	\$ 0	\$ 0	\$ 0	\$ 0	\$ 0	\$ 0	-	-	-
4940 Special Event Fund Raising	12,750	0	9,750	10,000	10,000	10,000	-	102.56%	-
Total Other Revenue	<u>\$ 12,750</u>	<u>\$ 0</u>	<u>\$ 9,750</u>	<u>\$ 10,000</u>	<u>\$ 10,000</u>	<u>\$ 10,000</u>	<u>-</u>	<u>102.56%</u>	<u>-</u>
Total Current Operating Revenues	<u>\$ 12,750</u>	<u>\$ 0</u>	<u>\$ 9,750</u>	<u>\$ 10,000</u>	<u>\$ 10,000</u>	<u>\$ 10,000</u>	<u>-</u>	<u>102.56%</u>	<u>-</u>
Other Financing Sources and Uses									
Transfers In									
8001 From General Fund	\$ 0	\$ 0	\$ 0	\$ 0	\$ 0	\$ 0	-	-	-
Total Transfers In	<u>\$ 0</u>	<u>\$ 0</u>	<u>\$ 0</u>	<u>\$ 0</u>	<u>\$ 0</u>	<u>\$ 0</u>	<u>-</u>	<u>-</u>	<u>-</u>
Total Other Financing Sources and Uses	<u>\$ 0</u>	<u>\$ 0</u>	<u>\$ 0</u>	<u>\$ 0</u>	<u>\$ 0</u>	<u>\$ 0</u>	<u>-</u>	<u>-</u>	<u>-</u>
Total Summer Concert Fund	<u>\$ 12,750</u>	<u>\$ 0</u>	<u>\$ 9,750</u>	<u>\$ 10,000</u>	<u>\$ 10,000</u>	<u>\$ 10,000</u>	<u>-</u>	<u>102.56%</u>	<u>-</u>

Village of South Chicago Heights, Illinois
Operating Budget - Expenditures, Expenses and Other Financing Uses
Fiscal Year January 1, 2023 - December 31, 2023

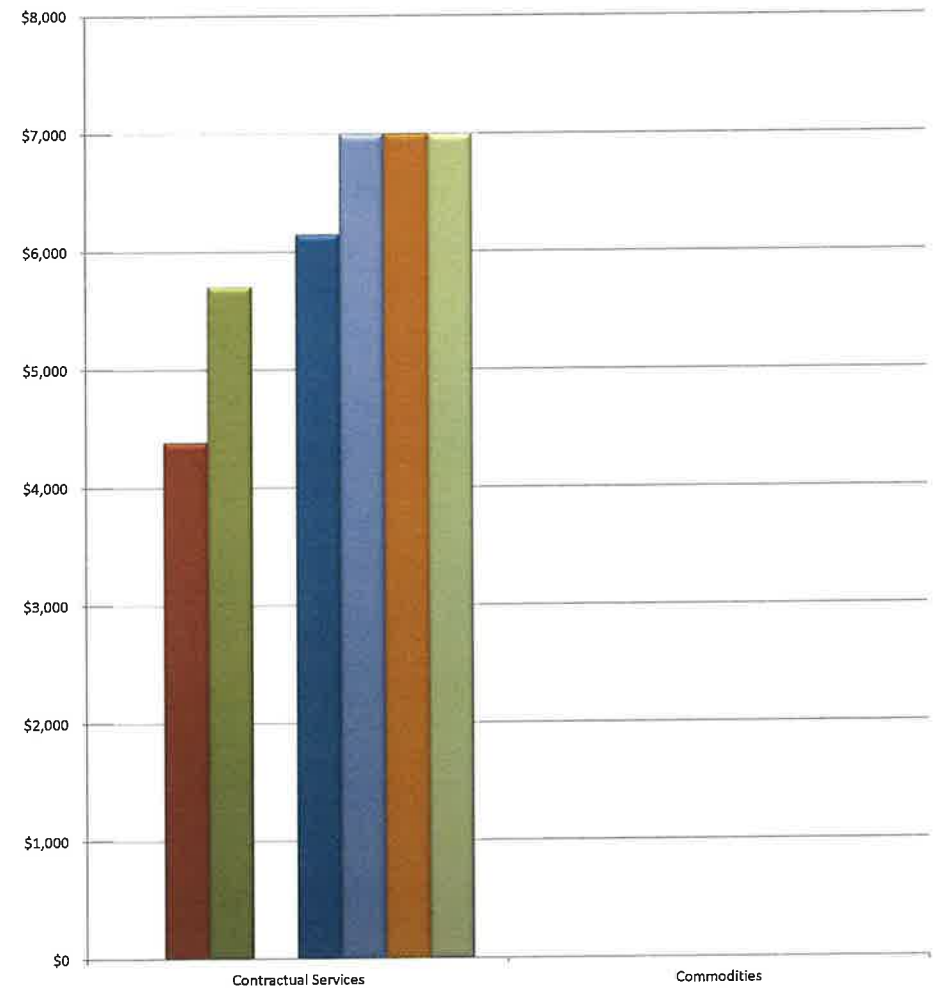
Fiscal Year 2023



Summer Concert Fund Fiscal Year 2023



Summer Concert Fund Expenditure Trend



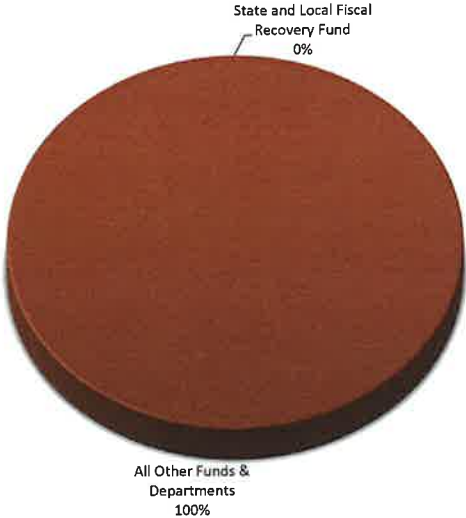
■ FY 2019 ■ FY 2020 ■ FY 2021 ■ Budget FY 2022 ■ Expected FY 2022 ■ Proposed FY 2023 ■ Recommended FY 2023 ■ Final Approved FY 2023

Village of South Chicago Heights, Illinois
Operating Budget - Expenditures, Expenses and Other Financing Uses
Fiscal Year January 1, 2023 - December 31, 2023

Fund / Department / Classification / Account	Actual FY 2021	Budget FY 2022	Expected FY 2022	Proposed FY 2023	Recommended FY 2023	Final Approved FY 2023	% variance Expected /Budget	% variance Final /Expected	% variance Final /Budget
14 Summer Concert Fund									
00 Nondepartmental									
Expenditures									
Current Operating Expenditures									
Culture and Recreation									
5200-5500 Contractual Services									
5400 Other Contractual									
5460 Equipment Rental	\$ 1,110	\$ 0	\$ 900	\$ 1,000 1,000	\$ 1,000 1,000	1,000 1,000	-	111.11%	-
5560 Purchased Program Services	4,600	0	5,250	6,000 6,000	6,000 6,000	6,000 6,000	-	114.29%	-
Total Other Contractual	\$ 5,710	\$ 0	\$ 6,150	\$ 7,000	\$ 7,000	\$ 7,000	-	113.82%	-
Total Contractual Services	\$ 5,710	\$ 0	\$ 6,150	\$ 7,000	\$ 7,000	\$ 7,000	-	113.82%	-
5600-5700 Commodities									
5630 Concessions and Food	0	0	0	0 0	0 0	0 0	-	-	-
5665 Merchandise For Resale	0	0	0	0 0	0 0	0 0	-	-	-
5690 Program Supplies	0	0	0	0 0	0 0	0 0	-	-	-
Total Commodities	\$ 0	\$ 0	\$ 0	\$ 0	\$ 0	\$ 0	-	-	-
Total Culture and Recreation	\$ 5,710	\$ 0	\$ 6,150	\$ 7,000	\$ 7,000	\$ 7,000	-	113.82%	-
Total Current Operating Expenditures	\$ 5,710	\$ 0	\$ 6,150	\$ 7,000	\$ 7,000	\$ 7,000	-	113.82%	-
Total Expenditures	\$ 5,710	\$ 0	\$ 6,150	\$ 7,000	\$ 7,000	\$ 7,000	-	113.82%	-
Total Summer Concert Fund	\$ 5,710	\$ 0	\$ 6,150	\$ 7,000	\$ 7,000	\$ 7,000	-	113.82%	-

Village of South Chicago Heights, Illinois
Operating Budget - Revenues and Other Financing Sources
Fiscal Year January 1, 2023 - December 31, 2023

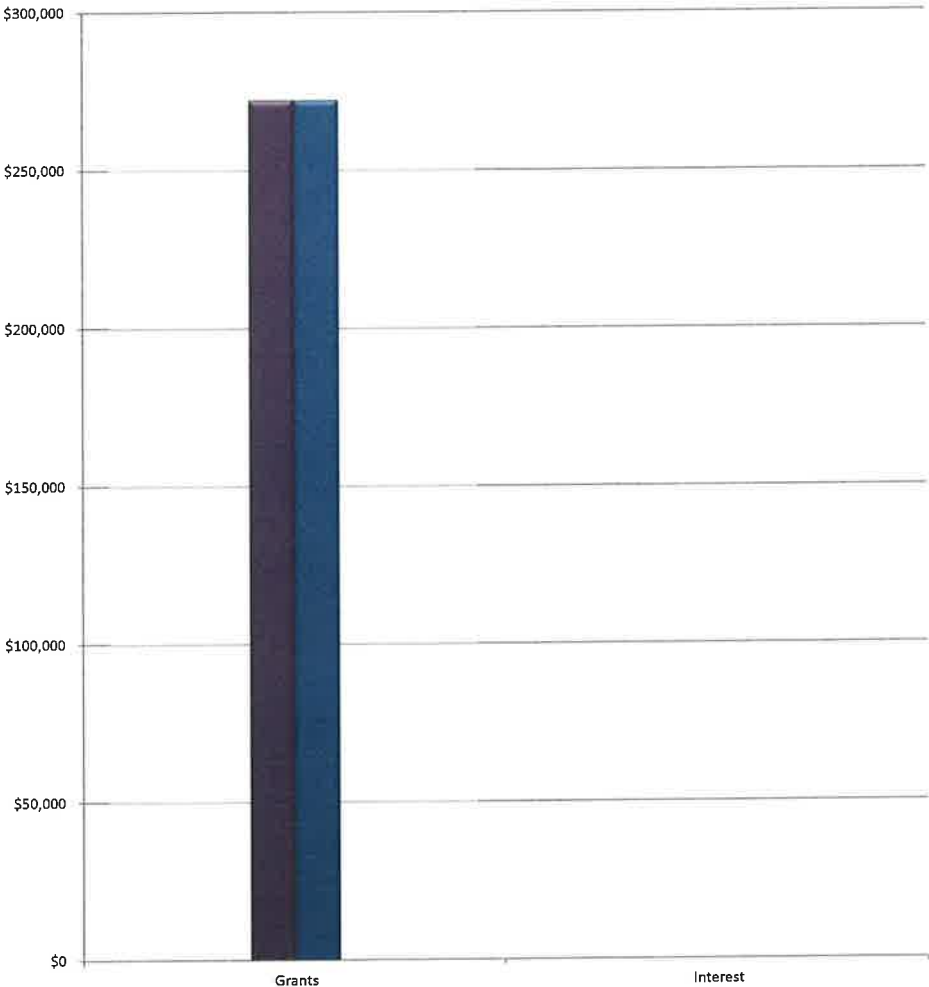
Fiscal Year 2023



SLFRF Fund Fiscal Year 2023



SLFRF Fund Revenue Trend

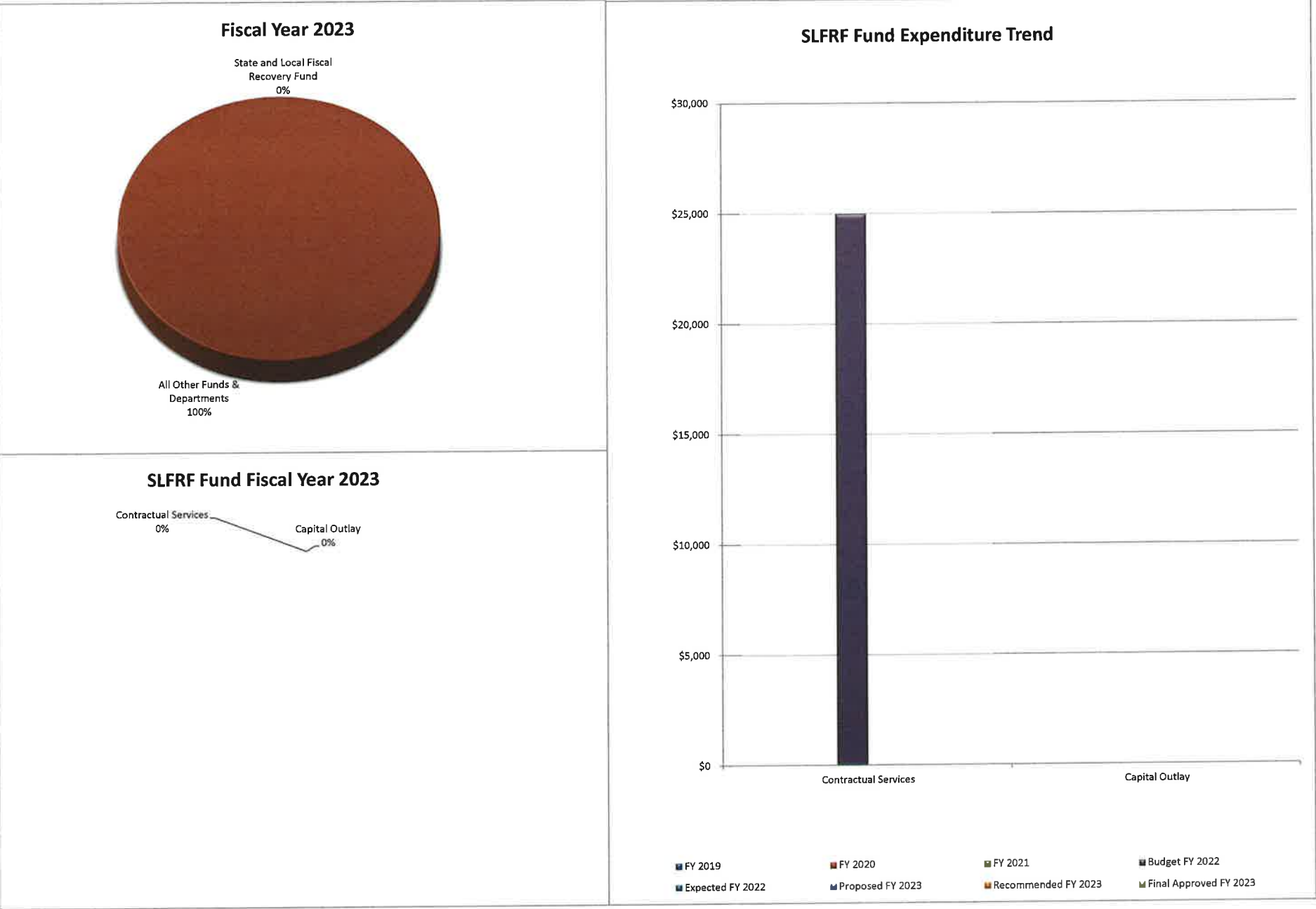


FY 2019 FY 2020 FY 2021 Budget FY 2022
Expected FY 2022 Proposed FY 2023 Recommended FY 2023 Final Approved FY 2023

Village of South Chicago Heights, Illinois
Operating Budget - Revenues and Other Financing Sources
Fiscal Year January 1, 2023 - December 31, 2023

Fund / Department / Classification / Account	Actual FY 2021	Budget FY 2022	Expected FY 2022	Proposed FY 2023	Recommended FY 2023	Final Approved FY 2023	% variance Expected /Budget	% variance Final /Expected	% variance Final /Budget
21 State and Local Fiscal Recovery Fund									
00 Nondepartmental									
Current Operating Revenues									
4650 Grants									
4651 Federal Grants	\$ 0	\$ 272,373	\$ 272,373	\$ 0	\$ 0	\$ 0	100.00%	0.00%	0.00%
Total Grants	\$ 0	\$ 272,373	\$ 272,373	\$ 0	\$ 0	\$ 0	100.00%	0.00%	0.00%
4750 Interest									
4760 Interest From Deposits	\$ 0	\$ 0	\$ 0	\$ 0	\$ 0	\$ 0	-	-	-
Total Interest	\$ 0	\$ 0	\$ 0	\$ 0	\$ 0	\$ 0	-	-	-
Total Current Operating Revenues	\$ 0	\$ 272,373	\$ 272,373	\$ 0	\$ 0	\$ 0	100.00%	0.00%	0.00%
Total State and Local Fiscal Recovery Fund	\$ 0	\$ 272,373	\$ 272,373	\$ 0	\$ 0	\$ 0	100.00%	0.00%	0.00%

Village of South Chicago Heights, Illinois
 Operating Budget - Expenditures, Expenses and Other Financing Uses
 Fiscal Year January 1, 2023 - December 31, 2023

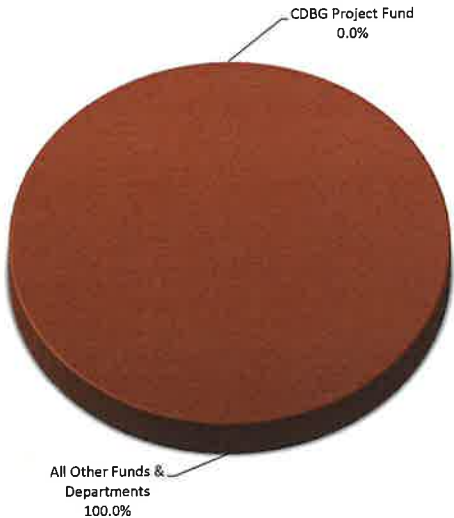


Village of South Chicago Heights, Illinois
Operating Budget - Expenditures, Expenses and Other Financing Uses
Fiscal Year January 1, 2023 - December 31, 2023

Fund / Department / Classification / Account	Actual FY 2021	Budget FY 2022	Expected FY 2022	Proposed FY 2023	Recommended FY 2023	Final Approved FY 2023	% variance Expected /Budget	% variance Final /Expected	% variance Final /Budget
21 State and Local Fiscal Recovery Fund									
00 Nondepartmental									
Expenditures									
Current Operating Expenditures									
General Government									
5200-5500 Contractual Services									
5200 Professional Services									
5240 Engineering and Architectural	\$ 0	\$ 25,000	\$ 0	\$ 0	\$ 0	\$ 0	0.00%	-	0.00%
				0	0	0			
				Project selection & initial design engineering					
5299 Other Professional Services	0	0	0	0	0	0	-	-	-
				Item description	0	0			
Total Professional Services	\$ 0	\$ 25,000	\$ 0	\$ 0	\$ 0	\$ 0	0.00%	-	0.00%
5400 Other Contractual									
5410 Advertising & Legal Publishing	\$ 0	\$ 0	\$ 0	\$ 0	\$ 0	\$ 0	-	-	-
				Item description	0	0			
Total Other Contractual	\$ 0	\$ 0	\$ 0	\$ 0	\$ 0	\$ 0	-	-	-
Total Contractual Services	\$ 0	\$ 25,000	\$ 0	\$ 0	\$ 0	\$ 0	0.00%	-	0.00%
Total General Government	\$ 0	\$ 25,000	\$ 0	\$ 0	\$ 0	\$ 0	0.00%	-	0.00%
Total Current Operating Expenditures	\$ 0	\$ 25,000	\$ 0	\$ 0	\$ 0	\$ 0	0.00%	-	0.00%
Capital Outlay Expenditures									
Governmental Capital Outlay									
6000 Capital Outlay									
6450 Water System Construction/Improvements	\$ 0	\$ 0	\$ 0	\$ 0	\$ 0	\$ 0	-	-	-
Total Capital Outlay	\$ 0	\$ 0	\$ 0	\$ 0	\$ 0	\$ 0	-	-	-
Total Governmental Capital Outlay	\$ 0	\$ 0	\$ 0	\$ 0	\$ 0	\$ 0	-	-	-
Total Expenditures	\$ 0	\$ 25,000	\$ 0	\$ 0	\$ 0	\$ 0	0.00%	-	0.00%
Other Financing Sources and Uses									
Transfers Out									
9001 To General Fund	\$ 0	\$ 0	\$ 0	\$ 0	\$ 0	\$ 0	-	-	-
Total Transfers Out	\$ 0	\$ 0	\$ 0	\$ 0	\$ 0	\$ 0	-	-	-
Total Other Financing Sources and Uses	\$ 0	\$ 0	\$ 0	\$ 0	\$ 0	\$ 0	-	-	-
Total State and Local Fiscal Recovery Fund	\$ 0	\$ 25,000	\$ 0	\$ 0	\$ 0	\$ 0	0.00%	-	0.00%

Village of South Chicago Heights, Illinois
Operating Budget - Revenues and Other Financing Sources
Fiscal Year January 1, 2023 - December 31, 2023

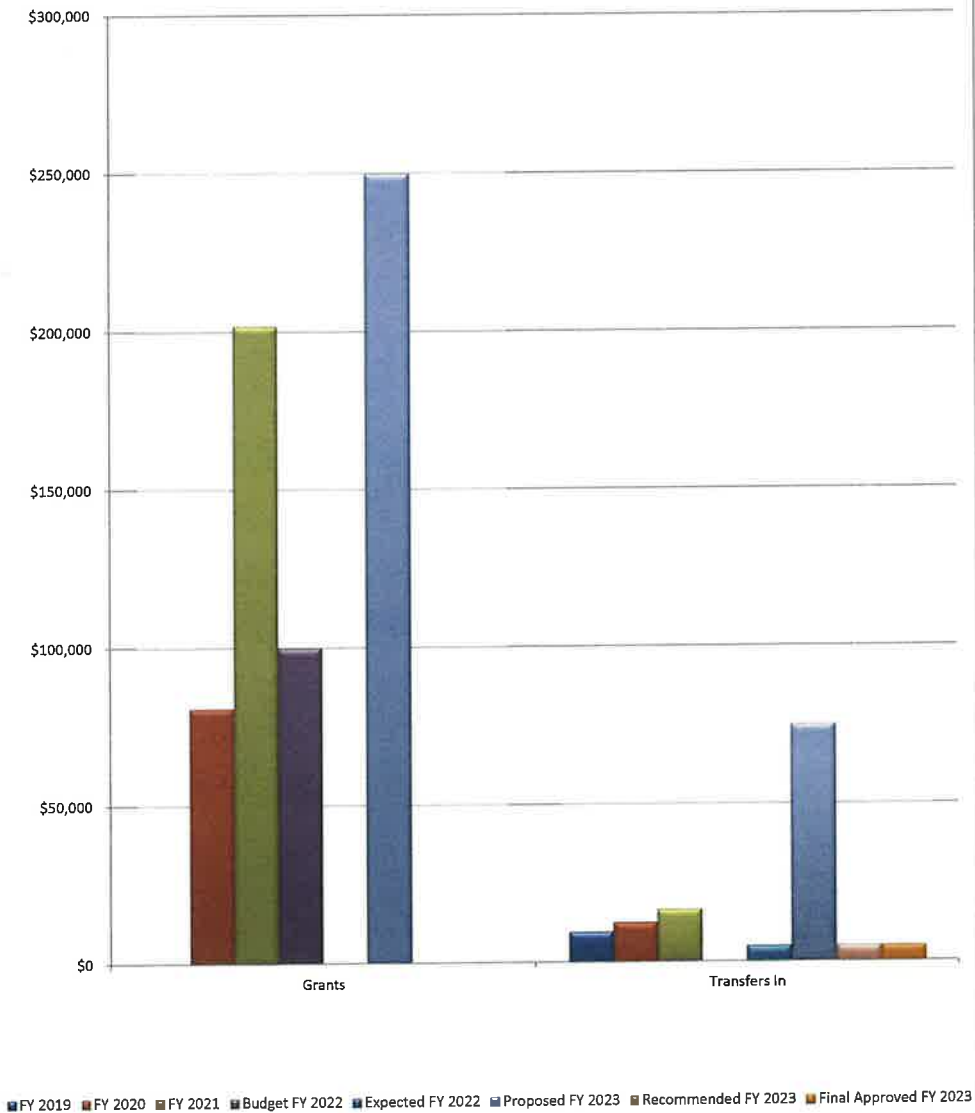
Fiscal Year 2023



CDBG Project Fund Fiscal Year 2023



CDBG Project Fund Revenue Trend

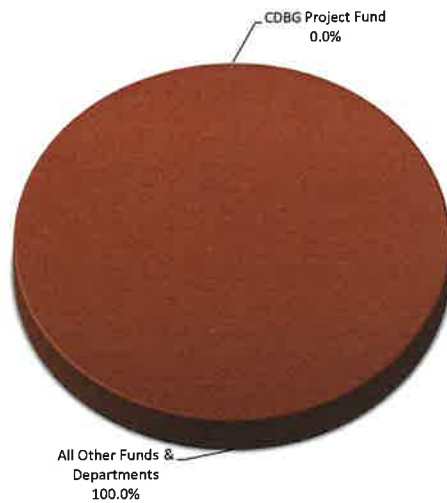


Village of South Chicago Heights, Illinois
Operating Budget - Revenues and Other Financing Sources
Fiscal Year January 1, 2023 - December 31, 2023

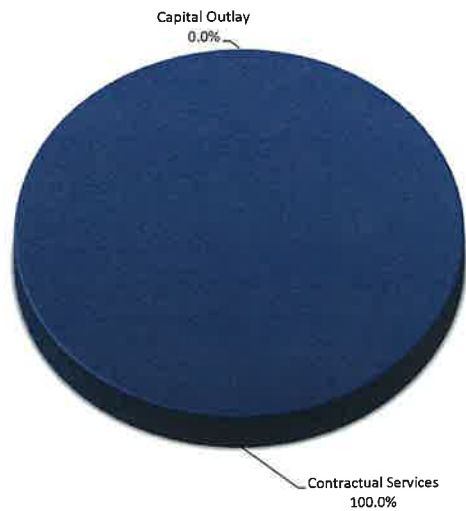
Fund / Department / Classification / Account	Actual FY 2021	Budget FY 2022	Expected FY 2022	Proposed FY 2023	Recommended FY 2023	Final Approved FY 2023	% variance Expected /Budget	% variance Final /Expected	% variance Final /Budget
43 CDBG Project Fund									
00 Nondepartmental									
Current Operating Revenues									
4650 Grants									
4670 County Grants	\$ 201,812	\$ 100,000	\$ 0	\$ 250,000	\$ 0	\$ 0	0.00%	-	0.00%
Total Grants	\$ 201,812	\$ 100,000	\$ 0	\$ 250,000	\$ 0	\$ 0	0.00%	-	0.00%
Total Current Operating Revenues	\$ 201,812	\$ 100,000	\$ 0	\$ 250,000	\$ 0	\$ 0	0.00%	-	0.00%
Other Financing Sources and Uses									
Transfers In									
8001 From General Fund	\$ 16,625	\$ 0	\$ 5,000	\$ 75,150	\$ 5,000	\$ 5,000	-	100.00%	-
Total Transfers In	\$ 16,625	\$ 0	\$ 5,000	\$ 75,150	\$ 5,000	\$ 5,000	-	100.00%	-
Total Other Financing Sources and Uses	\$ 16,625	\$ 0	\$ 5,000	\$ 75,150	\$ 5,000	\$ 5,000	-	100.00%	-
Total CDBG Project Fund	\$ 218,437	\$ 100,000	\$ 5,000	\$ 325,150	\$ 5,000	\$ 5,000	5.00%	100.00%	5.00%

Village of South Chicago Heights, Illinois
Operating Budget - Expenditures, Expenses and Other Financing Uses
Fiscal Year January 1, 2023 - December 31, 2023

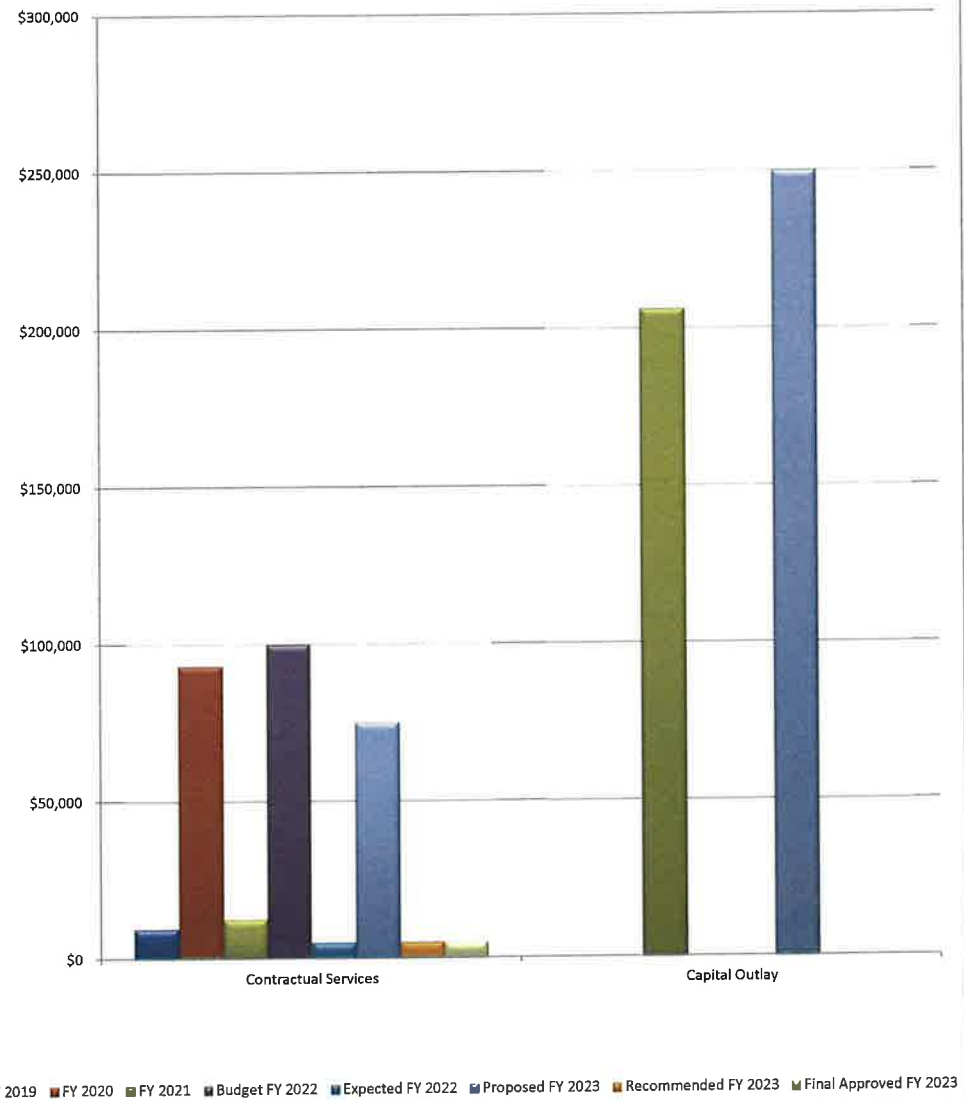
Fiscal Year 2023



CDBG Project Fund Fiscal Year 2023



CDBG Project Fund Expenditure Trend

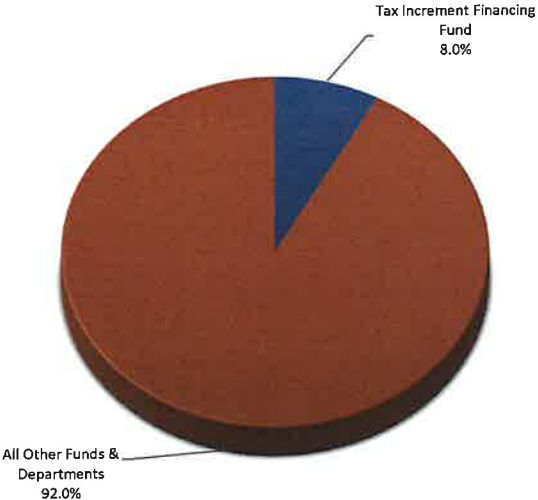


Village of South Chicago Heights, Illinois
Operating Budget - Expenditures, Expenses and Other Financing Uses
Fiscal Year January 1, 2023 - December 31, 2023

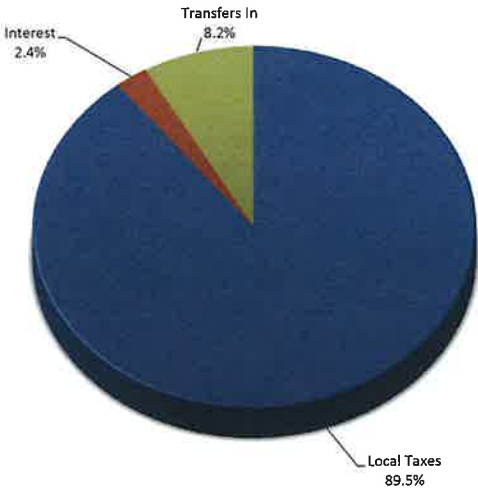
Fund / Department / Classification / Account	Actual FY 2021	Budget FY 2022	Expected FY 2022	Proposed FY 2023	Recommended FY 2023	Final Approved FY 2023	% variance Expected /Budget	% variance Final /Expected	% variance Final /Budget
43 CDBG Project Fund									
00 Nondepartmental									
Expenditures									
Current Operating Expenditures									
Highway and Streets									
5200-5500 Contractual Services									
5200 Professional Services									
5220 Consulting	\$ 2,590	\$ 0	\$ 5,000	\$ 5,000	\$ 5,000	\$ 5,000	-	100.00%	-
	<i>Grant application assistance</i>			<i>5,000</i>	<i>5,000</i>	<i>5,000</i>			
5240 Engineering and Architectural	9,521	0	0	20,000	0	0	-	-	-
	<i>2022 water system improvement program - project c</i>			<i>20,000</i>	<i>0</i>	<i>0</i>			
5290 Testing Labs	0	0	0	0	0	0	-	-	-
Total Professional Services	\$ 12,111	\$ 0	\$ 5,000	\$ 25,000	\$ 5,000	\$ 5,000	-	100.00%	-
5400 Other Contractual									
5410 Advertising & Legal Publishing	\$ 314	\$ 0	\$ 0	\$ 150	\$ 0	\$ 0	-	-	-
	<i>Bid notice publication</i>			<i>150</i>	<i>0</i>	<i>0</i>			
5560 Purchased Program Services	0	100,000	0	50,000	0	0	0.00%	-	0.00%
	<i>Demolition - dilapidated commercial structures</i>			<i>50,000</i>	<i>0</i>	<i>0</i>			
Total Other Contractual	\$ 314	\$ 100,000	\$ 0	\$ 50,150	\$ 0	\$ 0	0.00%	-	0.00%
Total Contractual Services	\$ 12,425	\$ 100,000	\$ 5,000	\$ 75,150	\$ 5,000	\$ 5,000	5.00%	100.00%	5.00%
Total Highway and Streets	\$ 12,425	\$ 100,000	\$ 5,000	\$ 75,150	\$ 5,000	\$ 5,000	5.00%	100.00%	5.00%
Total Current Operating Expenditures	\$ 12,425	\$ 100,000	\$ 5,000	\$ 75,150	\$ 5,000	\$ 5,000	5.00%	100.00%	5.00%
Capital Outlay Expenditures									
Governmental Capital Outlay									
6000 Capital Outlay									
6300 Street System Construction/Improvements	\$ 0	\$ 0	\$ 0	\$ 0	\$ 0	\$ 0	-	-	-
6450 Water System Construction/Improvements	206,109	0	0	250,000	0	0	-	-	-
	<i>2022 water system improvement program</i>			<i>250,000</i>	<i>0</i>	<i>0</i>			
Total Capital Outlay	\$ 206,109	\$ 0	\$ 0	\$ 250,000	\$ 0	\$ 0	-	-	-
Total Governmental Capital Outlay	\$ 206,109	\$ 0	\$ 0	\$ 250,000	\$ 0	\$ 0	-	-	-
Total Expenditures	\$ 218,534	\$ 100,000	\$ 5,000	\$ 325,150	\$ 5,000	\$ 5,000	5.00%	100.00%	5.00%
Total CDBG Project Fund	\$ 218,534	\$ 100,000	\$ 5,000	\$ 325,150	\$ 5,000	\$ 5,000	5.00%	100.00%	5.00%

Village of South Chicago Heights, Illinois
 Operating Budget - Revenues and Other Financing Sources
 Fiscal Year January 1, 2023 - December 31, 2023

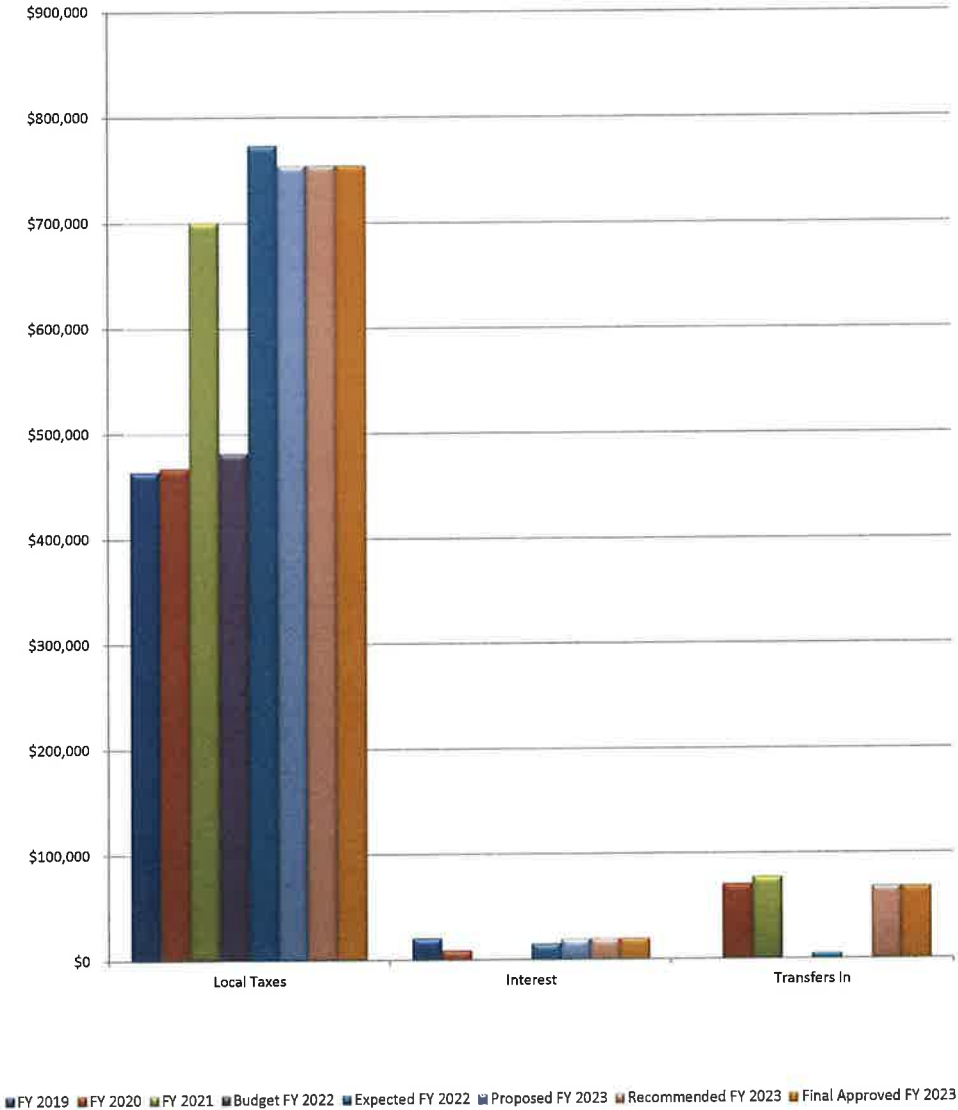
Fiscal Year 2023



Tax Increment Financing Fund Fiscal Year 2023



Tax Increment Financing Fund Revenue Trend

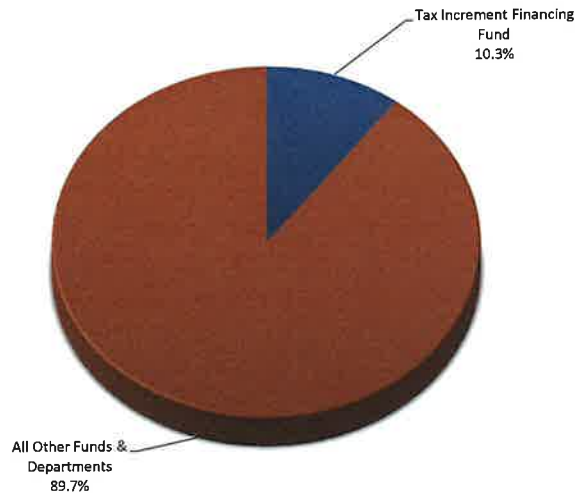


Village of South Chicago Heights, Illinois
Operating Budget - Revenues and Other Financing Sources
Fiscal Year January 1, 2023 - December 31, 2023

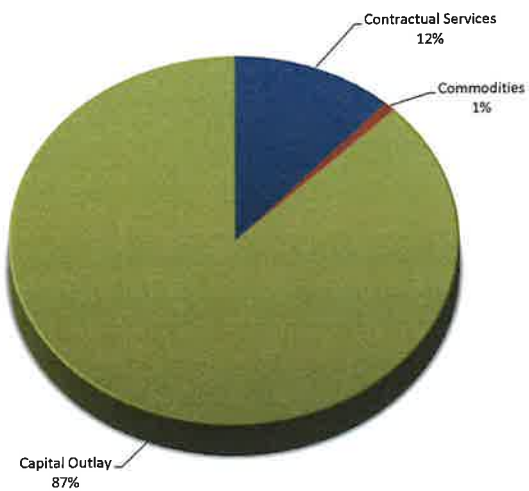
Fund / Department / Classification / Account	Actual FY 2021	Budget FY 2022	Expected FY 2022	Proposed FY 2023	Recommended FY 2023	Final Approved FY 2023	% variance Expected /Budget	% variance Final /Expected	% variance Final /Budget
45 Tax Increment Financing Fund									
00 Nondepartmental									
Current Operating Revenues									
4000 Local Taxes									
4030 Property Tax - TIF #1 Increment	\$ 324,424	\$ 300,000	\$ 400,000	\$ 375,000	\$ 375,000	\$ 375,000	133.33%	93.75%	125.00%
4031 Property Tax - TIF #2 Increment	62,904	27,000	59,000	60,000	60,000	60,000	218.52%	101.69%	222.22%
4032 Property Tax - TIF #4 Increment	313,911	155,000	315,000	320,000	320,000	320,000	203.23%	101.59%	206.45%
Total Local Taxes	<u>\$ 701,239</u>	<u>\$ 482,000</u>	<u>\$ 774,000</u>	<u>\$ 755,000</u>	<u>\$ 755,000</u>	<u>\$ 755,000</u>	<u>160.58%</u>	<u>97.55%</u>	<u>156.64%</u>
4500 Fines and Forfeitures									
4535 Escrow Forfeits	\$ 0	\$ 0	\$ 0	\$ 0	\$ 0	\$ 0	-	-	-
Total Fines and Forfeitures	<u>\$ 0</u>	<u>\$ 0</u>	<u>\$ 0</u>	<u>\$ 0</u>	<u>\$ 0</u>	<u>\$ 0</u>	<u>-</u>	<u>-</u>	<u>-</u>
4750 Interest									
4760 Interest From Deposits	\$ 905	\$ 1,000	\$ 15,500	\$ 20,000	\$ 20,000	\$ 20,000	1550.00%	129.03%	2000.00%
Total Interest	<u>\$ 905</u>	<u>\$ 1,000</u>	<u>\$ 15,500</u>	<u>\$ 20,000</u>	<u>\$ 20,000</u>	<u>\$ 20,000</u>	<u>1550.00%</u>	<u>129.03%</u>	<u>2000.00%</u>
Total Current Operating Revenues	<u>\$ 702,144</u>	<u>\$ 483,000</u>	<u>\$ 789,500</u>	<u>\$ 775,000</u>	<u>\$ 775,000</u>	<u>\$ 775,000</u>	<u>163.46%</u>	<u>98.16%</u>	<u>160.46%</u>
Other Financing Sources and Uses									
Transfers In									
8065 From Property Management Fund	\$ 78,000	\$ 0	\$ 5,000	\$ 0	\$ 69,000	\$ 69,000	-	1380.00%	-
Total Transfers In	<u>\$ 78,000</u>	<u>\$ 0</u>	<u>\$ 5,000</u>	<u>\$ 0</u>	<u>\$ 69,000</u>	<u>\$ 69,000</u>	<u>-</u>	<u>1380.00%</u>	<u>-</u>
Total Other Financing Sources and Uses	<u>\$ 78,000</u>	<u>\$ 0</u>	<u>\$ 5,000</u>	<u>\$ 0</u>	<u>\$ 69,000</u>	<u>\$ 69,000</u>	<u>-</u>	<u>1380.00%</u>	<u>-</u>
Total Tax Increment Financing Fund	<u>\$ 780,144</u>	<u>\$ 483,000</u>	<u>\$ 794,500</u>	<u>\$ 775,000</u>	<u>\$ 844,000</u>	<u>\$ 844,000</u>	<u>164.49%</u>	<u>106.23%</u>	<u>174.74%</u>

Village of South Chicago Heights, Illinois
Operating Budget - Expenditures, Expenses and Other Financing Uses
Fiscal Year January 1, 2023 - December 31, 2023

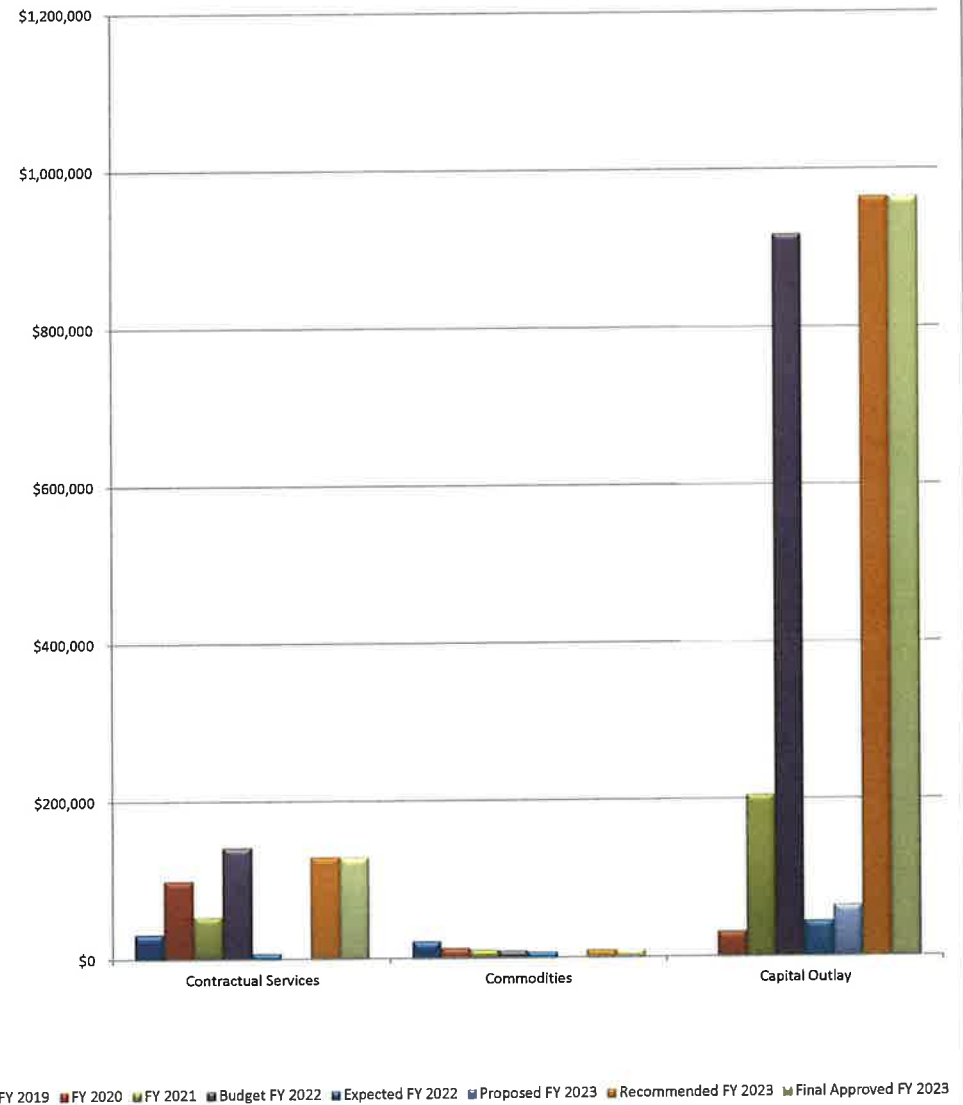
Fiscal Year 2023



Tax Increment Financing Fund Fiscal Year 2023



Tax Increment Financing Fund Expenditure Trend



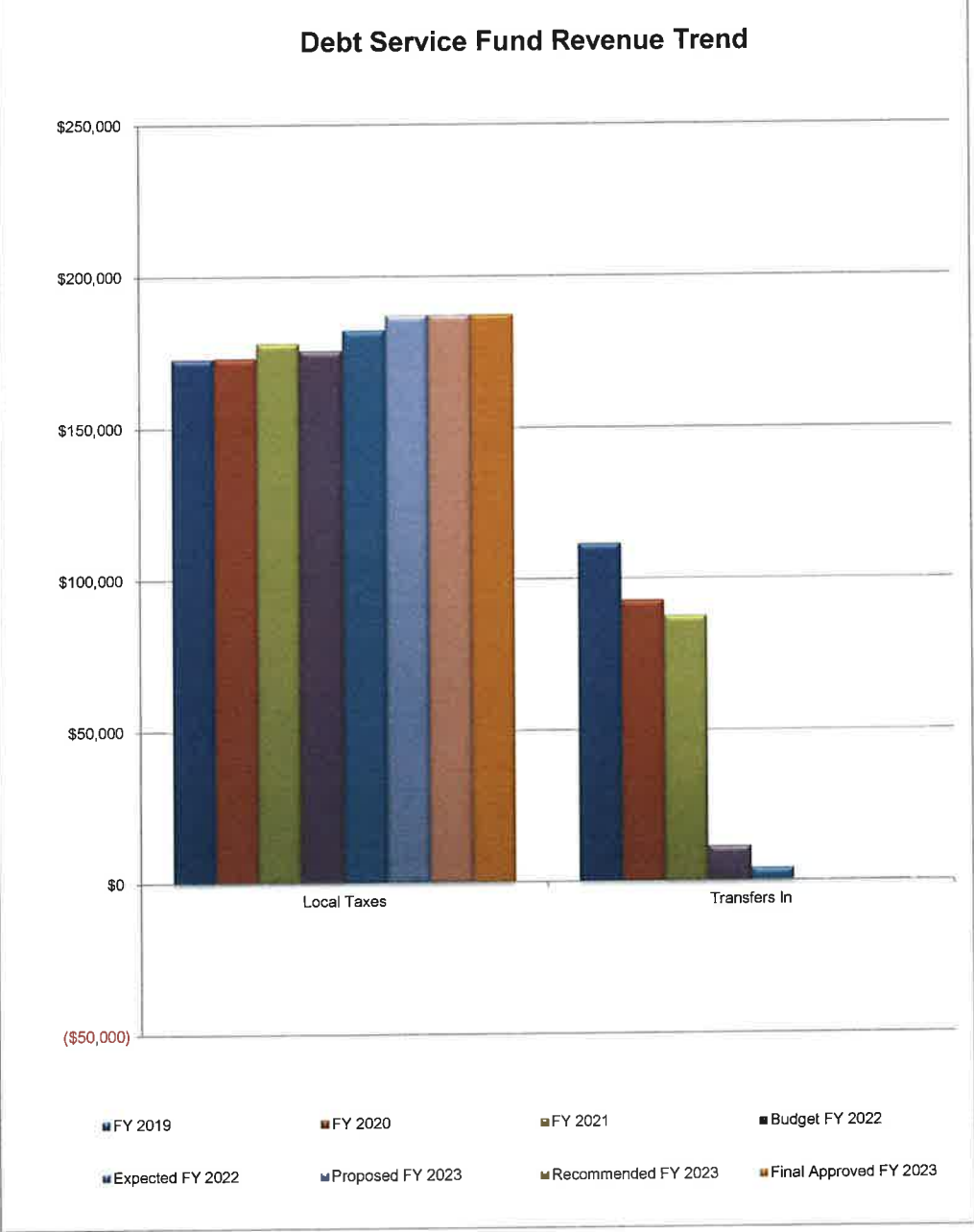
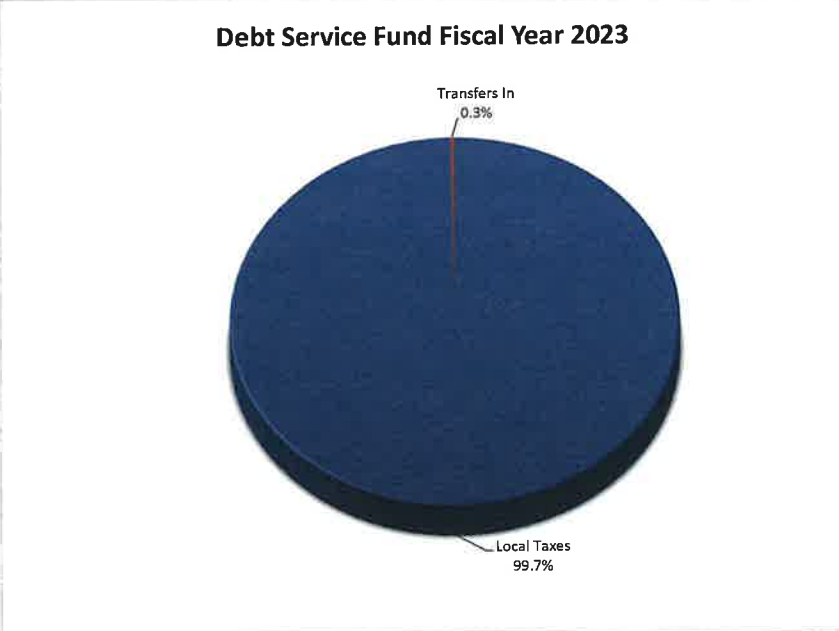
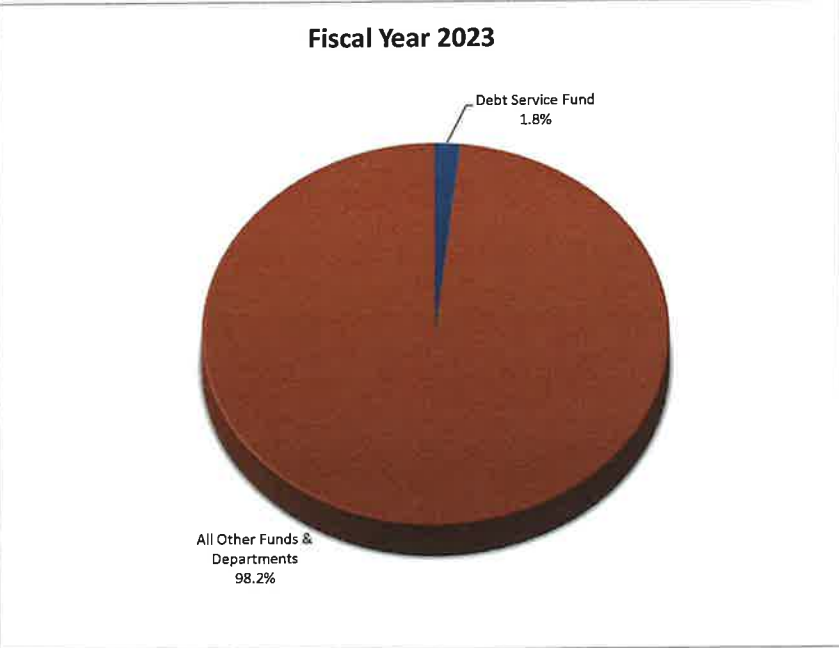
Village of South Chicago Heights, Illinois
Operating Budget - Expenditures, Expenses and Other Financing Uses
Fiscal Year January 1, 2023 - December 31, 2023

Fund / Department / Classification / Account	Actual FY 2021	Budget FY 2022	Expected FY 2022	Proposed FY 2023	Recommended FY 2023	Final Approved FY 2023	% variance Expected /Budget	% variance Final /Expected	% variance Final /Budget
45 Tax Increment Financing Fund									
00 Nondepartmental									
Expenditures									
Current Operating Expenditures									
General Government									
5200-5500 Contractual Services									
5200 Professional Services									
5220 Consulting	\$ 219	\$ 15,000	\$ 500	\$ 0	\$ 15,000	\$ 15,000	3.33%	3000.00%	100.00%
TIF consultant fees - site development assistance				0	5,000	5,000			
Consultant - surplus property marketing				0	10,000	10,000			
5240 Engineering and Architectural	15,786	75,000	0	0	75,000	75,000	0.00%	-	100.00%
Design & construction engineering - park developme				0	35,000	35,000			
Design & construction engineering - street lights				0	40,000	40,000			
5270 Legal - Review	10,925	15,000	7,500	0	10,000	10,000	50.00%	133.33%	66.67%
Legal fees - TIF management				0	10,000	10,000			
5299 Other Professional Services	0	4,000	0	0	4,000	4,000	0.00%	-	100.00%
Property appraisals				0	4,000	4,000			
Total Professional Services	\$ 26,930	\$ 109,000	\$ 8,000	\$ 0	\$ 104,000	\$ 104,000	7.34%	1300.00%	95.41%
5300 Repair and Maintenance									
5375 R & M - Street Lights & Signals	17,615	0	0	0	0	0	-	-	-
5390 R & M - Water & Sewer System Equipment	\$ 0	\$ 0	\$ 0	\$ 0	\$ 0	\$ 0	-	-	-
Total Repair and Maintenance	\$ 17,615	\$ 0	\$ 0	\$ 0	\$ 0	\$ 0	-	-	-
5400 Other Contractual									
5410 Advertising & Legal Publishing	\$ 0	\$ 500	\$ 0	\$ 0	\$ 500	\$ 500	0.00%	-	100.00%
Bid notices -				0	500	500			
5430 Bank Fees & Charges	30	50	0	50	50	50	0.00%	-	100.00%
Transfer fees				50	50	50			
5440 Community Development Grants	0	25,000	0	0	25,000	25,000	0.00%	-	100.00%
TIF incentive agreements				0	25,000	25,000			
5560 Purchased Program Services	9,820	7,500	0	0	0	0	0.00%	-	0.00%
Total Other Contractual	\$ 9,850	\$ 33,050	\$ 0	\$ 50	\$ 25,550	\$ 25,550	0.00%	-	77.31%
Total Contractual Services	\$ 54,395	\$ 142,050	\$ 8,000	\$ 50	\$ 129,550	\$ 129,550	5.63%	1619.38%	91.20%

Village of South Chicago Heights, Illinois
Operating Budget - Expenditures, Expenses and Other Financing Uses
Fiscal Year January 1, 2023 - December 31, 2023

Fund / Department / Classification / Account	Actual FY 2021	Budget FY 2022	Expected FY 2022	Proposed FY 2023	Recommended FY 2023	Final Approved FY 2023	% variance Expected /Budget	% variance Final /Expected	% variance Final /Budget
45 Tax Increment Financing Fund									
00 Nondepartmental									
5600-5700 Commodities									
5680 Postage	\$ 0	\$ 0	\$ 0	\$ 0	\$ 0	\$ 0	-	-	-
5750 Street Materials - Signs and Barricades	10,983	9,500	7,500	0	10,000	10,000	78.95%	133.33%	105.26%
Chicago Rd streetscaping flags / banners - summer	0			0	4,000	4,000			
Chicago Rd streetscaping banners - winter season	0			0	4,000	4,000			
Street banner poles & brackets	0			0	2,000	2,000			
Total Commodities	\$ 10,983	\$ 9,500	\$ 7,500	\$ 0	\$ 10,000	\$ 10,000	78.95%	133.33%	105.26%
Total Current Operating Expenditures	\$ 65,378	\$ 151,550	\$ 15,500	\$ 50	\$ 139,550	\$ 139,550	10.23%	900.32%	92.08%
Capital Outlay Expenditures									
Governmental Capital Outlay									
6000 Capital Outlay									
6200 Building Acquisition/Const/Improvements	\$ 163,476	\$ 500,000	\$ 0	\$ 65,000	\$ 65,000	\$ 65,000	0.00%	-	13.00%
Annex bldg - tuckpoint, replace service door (TIF #2				65,000	65,000	65,000			
6300 Street System Construction/Improvements	37,252	18,000	0	0	500,000	500,000	0.00%	-	2777.78%
Street lighting improvements - Chicago Road (TIF #1				0	500,000	500,000			
6350 Park Construction / Improvements	4,760	400,000	45,000	0	400,000	400,000	11.25%	888.89%	100.00%
Playground development - Sauk Trail property (TIF #1				0	400,000	400,000			
Total Capital Outlay	\$ 205,488	\$ 918,000	\$ 45,000	\$ 65,000	\$ 965,000	\$ 965,000	4.90%	2144.44%	105.12%
Total Governmental Capital Outlay	\$ 205,488	\$ 918,000	\$ 45,000	\$ 65,000	\$ 965,000	\$ 965,000	4.90%	2144.44%	105.12%
Total Expenditures	\$ 270,866	\$ 1,069,550	\$ 60,500	\$ 65,050	\$ 1,104,550	\$ 1,104,550	5.66%	1825.70%	103.27%
Total Tax Increment Financing Fund	\$ 270,866	\$ 1,069,550	\$ 60,500	\$ 65,050	\$ 1,104,550	\$ 1,104,550	5.66%	1825.70%	103.27%

Village of South Chicago Heights, Illinois
 Operating Budget - Revenues and Other Financing Sources
 Fiscal Year January 1, 2023 - December 31, 2023

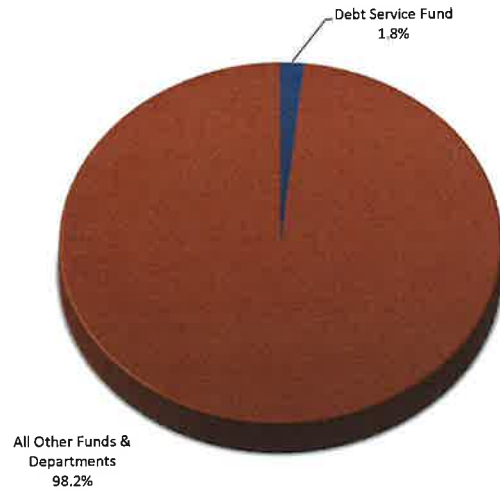


Village of South Chicago Heights, Illinois
Operating Budget - Revenues and Other Financing Sources
Fiscal Year January 1, 2023 - December 31, 2023

Fund / Department / Classification / Account	Actual FY 2021	Budget FY 2022	Expected FY 2022	Proposed FY 2023	Recommended FY 2023	Final Approved FY 2023	% variance Expected /Budget	% variance Final /Expected	% variance Final /Budget
31 Debt Service Fund									
00 Nondepartmental									
Current Operating Revenues									
4000 Local Taxes									
4012 Property Tax - Bond & Interest Levy	\$ 178,127	\$ 175,650	\$ 182,220	\$ 187,350	\$ 187,350	\$ 187,350	103.74%	102.82%	106.66%
4023 Property Tax - Purchase Agreement Levy	0	0	135	0	0	0	-	0.00%	-
Total Local Taxes	<u>\$ 178,127</u>	<u>\$ 175,650</u>	<u>\$ 182,355</u>	<u>\$ 187,350</u>	<u>\$ 187,350</u>	<u>\$ 187,350</u>	<u>103.82%</u>	<u>102.74%</u>	<u>106.66%</u>
Total Current Operating Revenues	<u>\$ 178,127</u>	<u>\$ 175,650</u>	<u>\$ 182,355</u>	<u>\$ 187,350</u>	<u>\$ 187,350</u>	<u>\$ 187,350</u>	<u>103.82%</u>	<u>102.74%</u>	<u>106.66%</u>
Other Financing Sources and Uses									
Transfers In									
8001 From General Fund	\$ 87,700	\$ 11,600	\$ 4,400	\$ 500	\$ 500	\$ 500	37.93%	11.36%	4.31%
Total Transfers In	<u>\$ 87,700</u>	<u>\$ 11,600</u>	<u>\$ 4,400</u>	<u>\$ 500</u>	<u>\$ 500</u>	<u>\$ 500</u>	<u>37.93%</u>	<u>11.36%</u>	<u>4.31%</u>
Total Other Financing Sources and Uses	<u>\$ 87,700</u>	<u>\$ 11,600</u>	<u>\$ 4,400</u>	<u>\$ 500</u>	<u>\$ 500</u>	<u>\$ 500</u>	<u>37.93%</u>	<u>11.36%</u>	<u>4.31%</u>
Total Debt Service Fund	<u>\$ 265,827</u>	<u>\$ 187,250</u>	<u>\$ 186,755</u>	<u>\$ 187,850</u>	<u>\$ 187,850</u>	<u>\$ 187,850</u>	<u>99.74%</u>	<u>100.59%</u>	<u>100.32%</u>

Village of South Chicago Heights, Illinois
Operating Budget - Expenditures, Expenses and Other Financing Uses
Fiscal Year January 1, 2023 - December 31, 2023

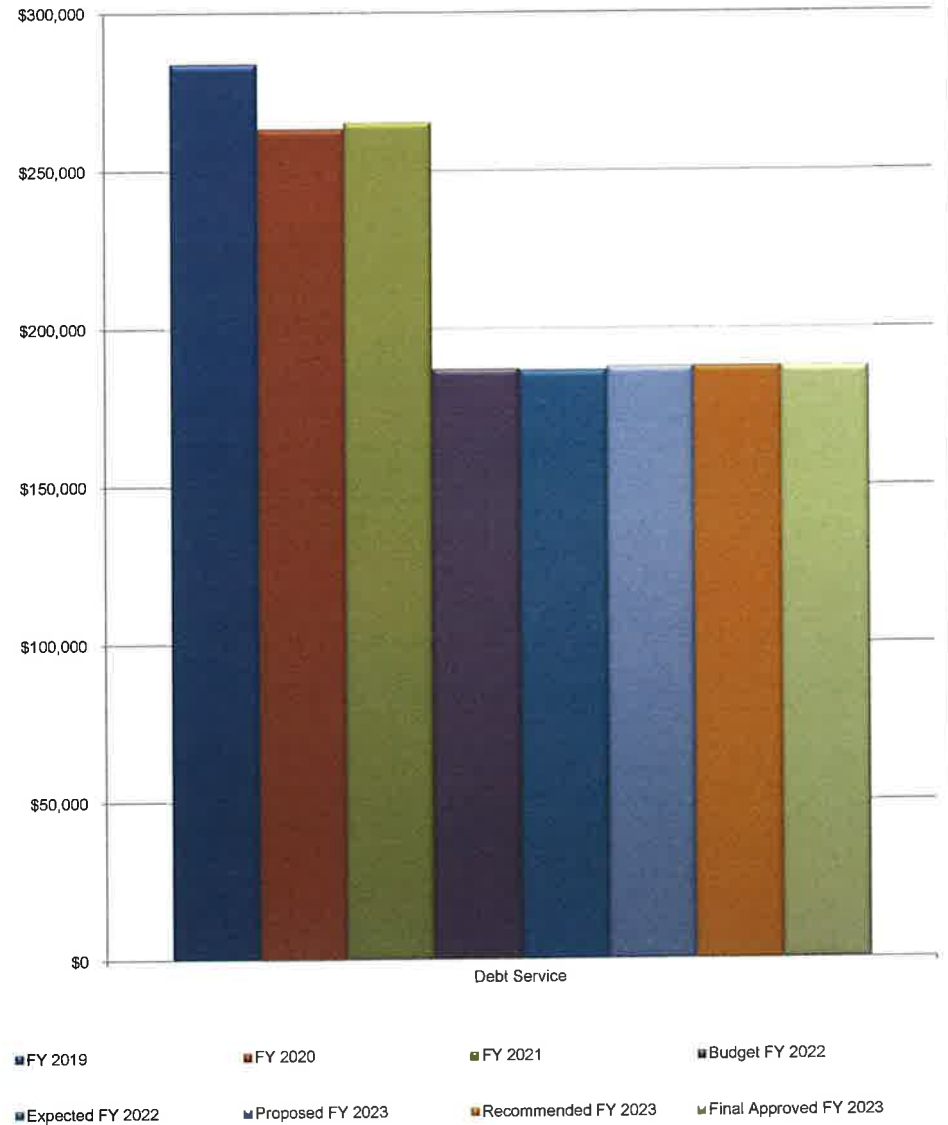
Fiscal Year 2023



Debt Service Fund Fiscal Year 2023



Debt Service Fund Expenditure Trend



Village of South Chicago Heights, Illinois
Operating Budget - Expenditures, Expenses and Other Financing Uses
Fiscal Year January 1, 2023 - December 31, 2023

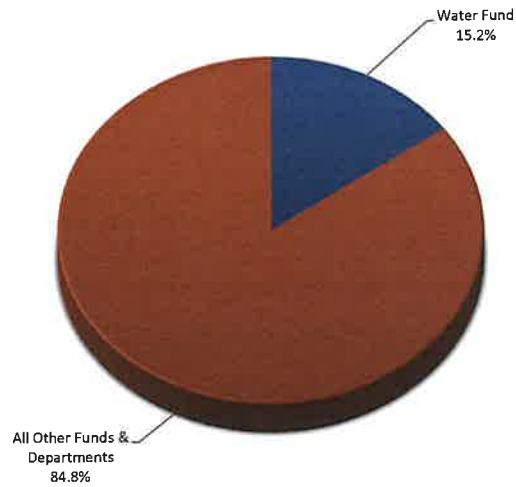
Fund / Department / Classification / Account	Actual FY 2021	Budget FY 2022	Expected FY 2022	Proposed FY 2023	Recommended FY 2023	Final Approved FY 2023	% variance Expected /Budget	% variance Final /Expected	% variance Final /Budget
31 Debt Service Fund									
00 Nondepartmental									
Expenditures									
Current Operating Expenditures									
Debt Service Expenditures									
7100 Fiscal Charges									
7110 Paying Agent Fees	\$ 475	\$ 500	\$ 0	\$ 500	\$ 500	\$ 500	0.00%	-	100.00%
<i>Series 2015 GO Bond paying agent fee</i>				500	500	500			
Total Fiscal Charges	\$ 475	\$ 500	\$ 0	\$ 500	\$ 500	\$ 500	0.00%	-	100.00%
7200 Bond Principal									
7250 Principal - Series 2015 G.O. Bonds	\$ 105,000	\$ 110,000	\$ 110,000	\$ 115,000	\$ 115,000	\$ 115,000	100.00%	104.55%	104.55%
<i>12/1/23 principal</i>				115,000	115,000	115,000			
Total Bond Principal	\$ 105,000	\$ 110,000	\$ 110,000	\$ 115,000	\$ 115,000	\$ 115,000	100.00%	104.55%	104.55%
7300 Note Principal									
7420 Principal - Ambulance Note	\$ 76,616	\$ 0	\$ 0	\$ 0	\$ 0	\$ 0	-	-	-
7430 Principal - 2004 Fire Truck Note	0	0	0	0	0	0	-	-	-
Total Note Principal	\$ 76,616	\$ 0	\$ 0	\$ 0	\$ 0	\$ 0	-	-	-
7500 Special Assessment Principal									
7590 Principal - Other Special Assessments	\$ 0	\$ 0	\$ 0	\$ 0	\$ 0	\$ 0	-	-	-
Total Special Assessment Principal	\$ 0	\$ 0	\$ 0	\$ 0	\$ 0	\$ 0	-	-	-
7600 Bond Interest									
7650 Interest - Series 2015 G.O. Bonds	\$ 79,900	\$ 76,750	\$ 76,750	\$ 72,350	\$ 72,350	\$ 72,350	100.00%	94.27%	94.27%
<i>6/1/23 interest</i>				36,175	36,175	36,175			
<i>12/1/23 interest</i>				36,175	36,175	36,175			
Total Bond Interest	\$ 79,900	\$ 76,750	\$ 76,750	\$ 72,350	\$ 72,350	\$ 72,350	100.00%	94.27%	94.27%
7700 Note Interest									
7820 Interest - Ambulance Note	\$ 3,486	\$ 0	\$ 0	\$ 0	\$ 0	\$ 0	-	-	-
7830 Interest - 2004 Fire Truck Note	0	0	0	0	0	0	-	-	-
Total Note Interest	\$ 3,486	\$ 0	\$ 0	\$ 0	\$ 0	\$ 0	-	-	-
Total Debt Service Expenditures	\$ 265,477	\$ 187,250	\$ 186,750	\$ 187,850	\$ 187,850	\$ 187,850	99.73%	100.59%	100.32%

Village of South Chicago Heights, Illinois
Operating Budget - Expenditures, Expenses and Other Financing Uses
Fiscal Year January 1, 2023 - December 31, 2023

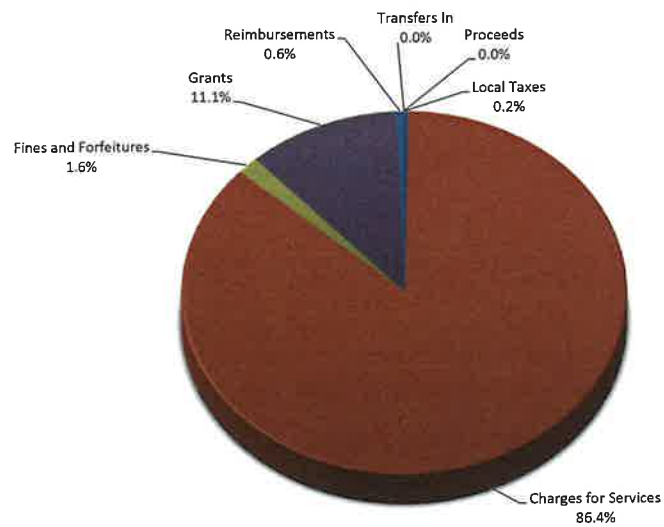
Fund / Department / Classification / Account	Actual FY 2021	Budget FY 2022	Expected FY 2022	Proposed FY 2023	Recommended FY 2023	Final Approved FY 2023	% variance Expected /Budget	% variance Final /Expected	% variance Final /Budget
31 Debt Service Fund									
00 Nondepartmental									
Expenditures									
Current Operating Expenditures									
Total Expenditures	\$ 265,477	\$ 187,250	\$ 186,750	\$ 187,850	\$ 187,850	\$ 187,850	99.73%	100.59%	100.32%
Total Debt Service Fund	<u>\$ 265,477</u>	<u>\$ 187,250</u>	<u>\$ 186,750</u>	<u>\$ 187,850</u>	<u>\$ 187,850</u>	<u>\$ 187,850</u>	<u>99.73%</u>	<u>100.59%</u>	<u>100.32%</u>

Village of South Chicago Heights, Illinois
 Operating Budget - Revenues and Other Financing Sources
 Fiscal Year January 1, 2023 - December 31, 2023

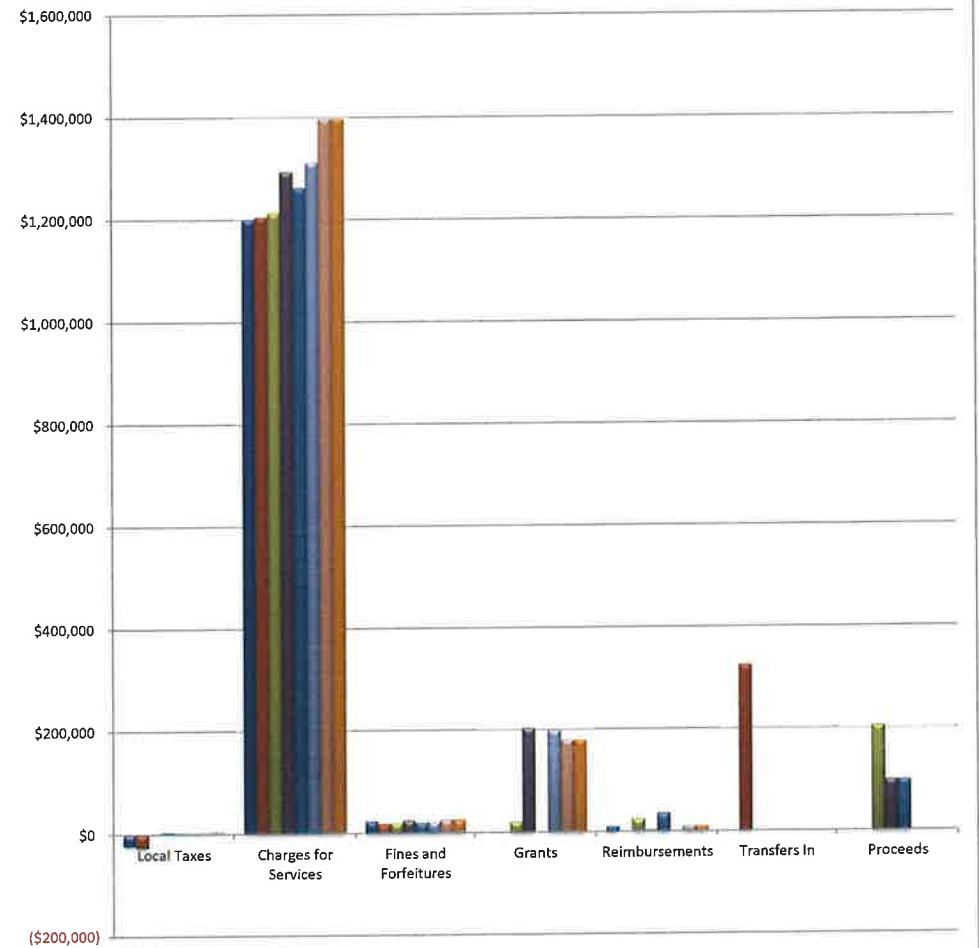
Fiscal Year 2023



Water Fund Fiscal Year 2023



Water Fund Revenue Trend



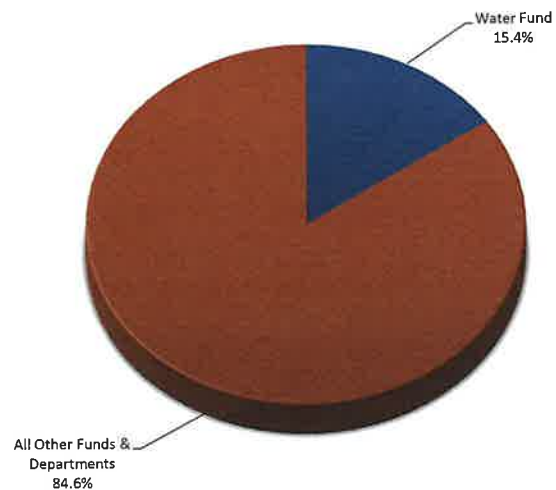
■ FY 2019 ■ FY 2020 ■ FY 2021 ■ Budget FY 2022 ■ Expected FY 2022 ■ Proposed FY 2023 ■ Recommended FY 2023 ■ Final Approved FY 2023

Village of South Chicago Heights, Illinois
Operating Budget - Revenues and Other Financing Sources
Fiscal Year January 1, 2023 - December 31, 2023

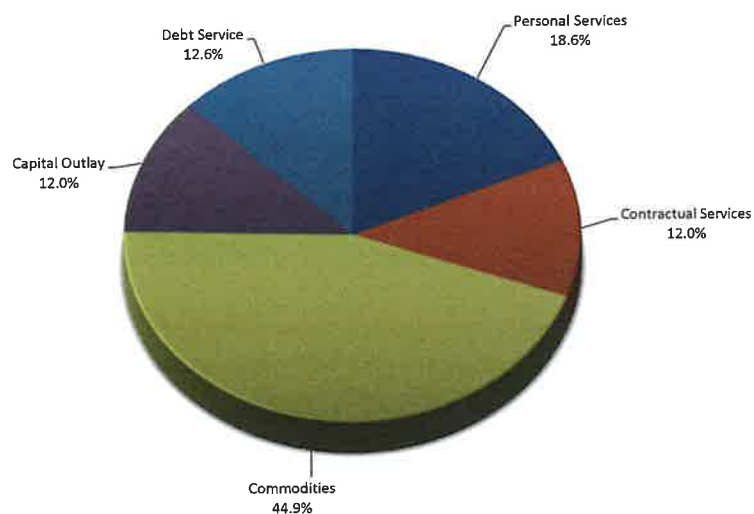
Fund / Department / Classification / Account	Actual FY 2021	Budget FY 2022	Expected FY 2022	Proposed FY 2023	Recommended FY 2023	Final Approved FY 2023	% variance Expected /Budget	% variance Final /Expected	% variance Final /Budget
61 Water Fund									
00 Nondepartmental									
Current Operating Revenues									
4000 Local Taxes									
4012 Property Tax - Bond & Interest Levy	\$ (4,812)	\$ 0	\$ 0	\$ 0	\$ 0	\$ 0	-	-	-
4027 Property Tax - Water Fund Levy	3,408	3,900	4,000	4,000	4,000	4,000	102.56%	100.00%	102.56%
Total Local Taxes	<u>\$ (1,404)</u>	<u>\$ 3,900</u>	<u>\$ 4,000</u>	<u>\$ 4,000</u>	<u>\$ 4,000</u>	<u>\$ 4,000</u>	<u>102.56%</u>	<u>100.00%</u>	<u>102.56%</u>
4300 Charges for Services									
4380 Water Sales	\$ 1,196,974	\$ 1,275,000	\$ 1,250,500	\$ 1,300,000	\$ 1,380,000	\$ 1,380,000	98.08%	110.36%	108.24%
4382 Water Meter Installation / Replacement	5,349	6,000	1,900	2,500	5,000	5,000	31.67%	263.16%	83.33%
4384 Water Turn On Fees	2,970	5,000	5,600	5,000	6,000	6,000	112.00%	107.14%	120.00%
4386 Water / Sewer Tap Fees	0	0	450	450	450	450	-	100.00%	-
4387 Temporary Water Usage Fee	4,755	4,500	4,200	4,500	4,500	4,500	93.33%	107.14%	100.00%
4388 Construction Water Charge	3,981	3,000	0	0	1,000	1,000	0.00%	-	33.33%
4399 Other Charges For Services	0	0	0	0	0	0	-	-	-
Total Charges for Services	<u>\$ 1,214,029</u>	<u>\$ 1,293,500</u>	<u>\$ 1,262,650</u>	<u>\$ 1,312,450</u>	<u>\$ 1,396,950</u>	<u>\$ 1,396,950</u>	<u>97.61%</u>	<u>110.64%</u>	<u>108.00%</u>
4500 Fines and Forfeitures									
4550 Late Payment Penalty	\$ 19,908	\$ 25,000	\$ 20,500	\$ 22,500	\$ 25,500	\$ 25,500	82.00%	124.39%	102.00%
Total Fines and Forfeitures	<u>\$ 19,908</u>	<u>\$ 25,000</u>	<u>\$ 20,500</u>	<u>\$ 22,500</u>	<u>\$ 25,500</u>	<u>\$ 25,500</u>	<u>82.00%</u>	<u>124.39%</u>	<u>102.00%</u>
4650 Grants									
4660 State Grants	\$ 0	\$ 200,000	\$ 0	\$ 200,000	\$ 180,000	180,000	0.00%	-	90.00%
4690 Corporate / Private Grants	20,812	4,000	0	0	0	0	0.00%	-	0.00%
Total Grants	<u>\$ 20,812</u>	<u>\$ 204,000</u>	<u>\$ 0</u>	<u>\$ 200,000</u>	<u>\$ 180,000</u>	<u>\$ 180,000</u>	<u>0.00%</u>	<u>-</u>	<u>88.24%</u>
4800 Reimbursements									
4815 Expense Reimbursement	\$ 137	\$ 0	\$ 0	\$ 0	\$ 0	\$ 0	-	-	-
4820 Insurance Reimbursement	24,975	3,500	36,000	2,500	10,000	10,000	1028.57%	27.78%	285.71%
Total Reimbursements	<u>\$ 25,112</u>	<u>\$ 3,500</u>	<u>\$ 36,000</u>	<u>\$ 2,500</u>	<u>\$ 10,000</u>	<u>\$ 10,000</u>	<u>1028.57%</u>	<u>27.78%</u>	<u>285.71%</u>
4900 Other Revenue									
4930 Merchandise Sales	\$ 0	\$ 0	\$ 900	\$ 500	\$ 750	750	-	83.33%	-
Total Other Revenue	<u>\$ 0</u>	<u>\$ 0</u>	<u>\$ 900</u>	<u>\$ 500</u>	<u>\$ 750</u>	<u>\$ 750</u>	<u>-</u>	<u>83.33%</u>	<u>-</u>
Total Current Operating Revenues	<u>\$ 1,278,457</u>	<u>\$ 1,529,900</u>	<u>\$ 1,324,050</u>	<u>\$ 1,541,950</u>	<u>\$ 1,617,200</u>	<u>\$ 1,617,200</u>	<u>86.54%</u>	<u>122.14%</u>	<u>105.71%</u>
Other Financing Sources and Uses									
Proceeds									
8170 Capital Contributions	\$ 206,109	\$ 0	\$ 0	\$ 0	\$ 0	0	-	-	-
8190 From Other Sources	0	100,000	100,000	0	0	0	100.00%	0.00%	0.00%
Total Proceeds	<u>\$ 206,109</u>	<u>\$ 100,000</u>	<u>\$ 100,000</u>	<u>\$ 0</u>	<u>\$ 0</u>	<u>\$ 0</u>	<u>100.00%</u>	<u>0.00%</u>	<u>0.00%</u>
Total Other Financing Sources and Uses	<u>\$ 206,109</u>	<u>\$ 100,000</u>	<u>\$ 100,000</u>	<u>\$ 0</u>	<u>\$ 0</u>	<u>\$ 0</u>	<u>100.00%</u>	<u>0.00%</u>	<u>0.00%</u>
Total Water Fund	<u>\$ 1,484,566</u>	<u>\$ 1,629,900</u>	<u>\$ 1,424,050</u>	<u>\$ 1,541,950</u>	<u>\$ 1,617,200</u>	<u>\$ 1,617,200</u>	<u>87.37%</u>	<u>113.56%</u>	<u>99.22%</u>

Village of South Chicago Heights, Illinois
Operating Budget - Expenditures, Expenses and Other Financing Uses
Fiscal Year January 1, 2023 - December 31, 2023

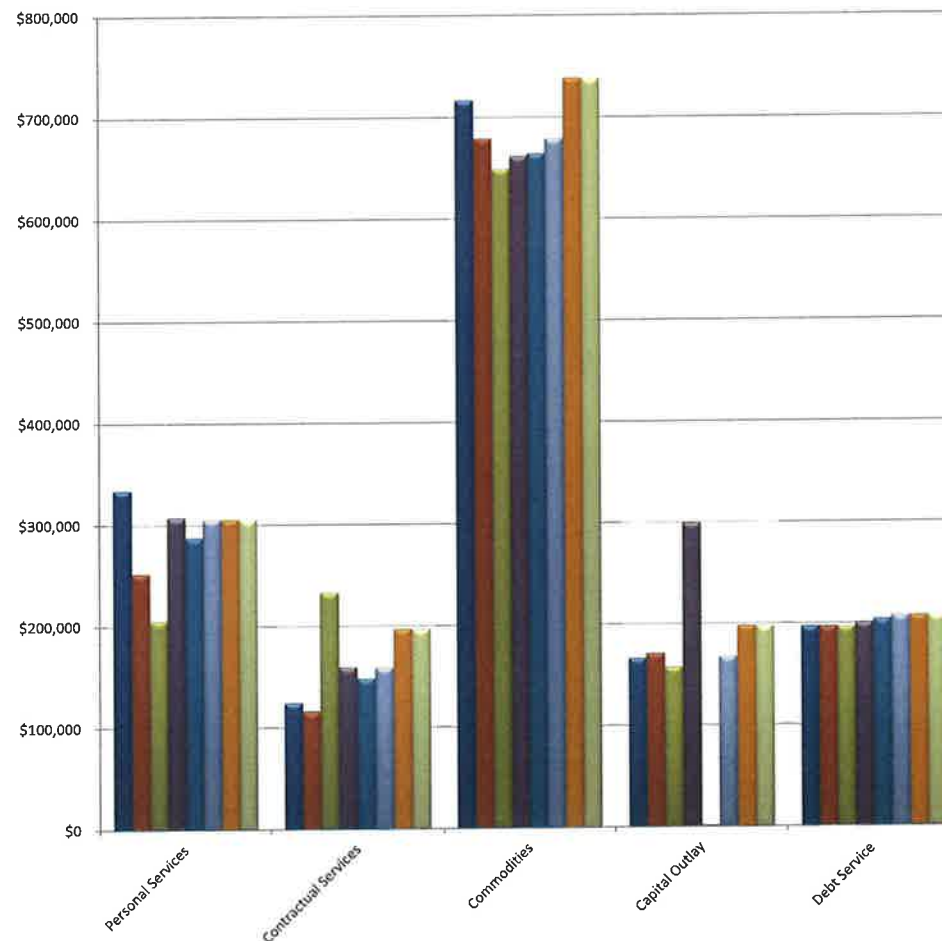
Fiscal Year 2023



Water Fund Fiscal Year 2023



Water Fund Expenditure Trend



■ FY 2019 ■ FY 2020 ■ FY 2021 ■ Budget FY 2022 ■ Expected FY 2022 ■ Proposed FY 2023 ■ Recommended FY 2023 ■ Final Approved FY 2023

Village of South Chicago Heights, Illinois
Operating Budget - Expenditures, Expenses and Other Financing Uses
Fiscal Year January 1, 2023 - December 31, 2023

Fund / Department / Classification / Account	Actual FY 2021	Budget FY 2022	Expected FY 2022	Proposed FY 2023	Recommended FY 2023	Final Approved FY 2023	% variance Expected /Budget	% variance Final /Expected	% variance Final /Budget
61 Water Fund									
00 Nondepartmental									
Expenditures									
Current Operating Expenditures									
Highway and Streets									
5000-5100 Personal Services									
5000 Compensation									
5020 Wages - Salaried	\$ 47,053	\$ 47,973	\$ 49,172	\$ 51,996	\$ 51,996	\$ 51,996	102.50%	105.74%	108.39%
5025 Wages - Full Time Hourly	123,505	136,745	120,372	138,979	138,979	138,979	88.03%	115.46%	101.63%
5030 Wages - Part Time Hourly	2,184	2,251	2,238	2,308	2,308	2,308	99.40%	103.13%	102.51%
5040 Wages - Overtime	14,086	15,589	22,781	22,674	22,674	22,674	146.13%	99.53%	145.45%
Total Compensation	<u>\$ 186,828</u>	<u>\$ 202,558</u>	<u>\$ 194,563</u>	<u>\$ 215,957</u>	<u>\$ 215,957</u>	<u>\$ 215,957</u>	<u>96.05%</u>	<u>111.00%</u>	<u>106.61%</u>
5100 Benefits									
5110 Employer FICA / Medicare	\$ 14,282	\$ 15,532	\$ 14,921	\$ 16,557	\$ 16,557	\$ 16,557	96.06%	110.97%	106.60%
5120 Employer IMRF	(53,733)	30,343	28,725	23,993	23,993	23,993	94.67%	83.52%	79.07%
5140 Insurance - Group Life and AD&D	248	277	222	252	252	252	80.07%	113.68%	91.02%
5150 Insurance - Group Medical	43,361	43,868	35,045	32,543	32,543	32,543	79.89%	92.86%	74.19%
5160 Insurance - Group Dental	3,643	2,912	2,560	2,156	2,156	2,156	87.90%	84.24%	74.05%
5180 Insurance - Workers Compensation	11,198	11,824	11,409	13,833	13,833	13,833	96.49%	121.25%	116.99%
5190 Insurance - Unemployment Compensation	0	486	570	453	453	453	117.27%	79.53%	93.26%
Total Benefits	<u>\$ 18,999</u>	<u>\$ 105,242</u>	<u>\$ 93,452</u>	<u>\$ 89,789</u>	<u>\$ 89,789</u>	<u>\$ 89,789</u>	<u>88.80%</u>	<u>96.08%</u>	<u>85.32%</u>
Total Personal Services	<u>\$ 205,827</u>	<u>\$ 307,800</u>	<u>\$ 288,015</u>	<u>\$ 305,745</u>	<u>\$ 305,745</u>	<u>\$ 305,745</u>	<u>93.57%</u>	<u>106.16%</u>	<u>99.33%</u>
5200-5500 Contractual Services									
5200 Professional Services									
5220 Consulting	\$ 11,984	\$ 0	\$ 0	\$ 0	\$ 10,000	\$ 10,000	-	-	-
Lead service line replacement program				0	10,000	10,000			
5230 Data Processing	\$ 4,750	\$ 5,000	\$ 4,750	\$ 5,000	\$ 5,000	\$ 5,000	95.00%	105.26%	100.00%
Utility billing application support				5,000	5,000	5,000			
5240 Engineering and Architectural	10,980	15,000	5,014	15,000	15,000	15,000	33.43%	299.16%	100.00%
Design service - tower site / valve improvements				15,000	15,000	15,000			
5290 Testing Labs	1,261	2,000	2,000	2,000	2,200	2,200	100.00%	110.00%	110.00%
Water sample testing				2,000	2,200	2,200			
Total Professional Services	<u>\$ 28,975</u>	<u>\$ 22,000</u>	<u>\$ 11,764</u>	<u>\$ 22,000</u>	<u>\$ 32,200</u>	<u>\$ 32,200</u>	<u>53.47%</u>	<u>273.72%</u>	<u>146.36%</u>
5300 Repair and Maintenance									
5320 R & M - Data Processing Equipment	\$ 1,500	\$ 7,850	\$ 1,500	\$ 2,000	\$ 8,000	\$ 8,000	19.11%	533.33%	101.91%
Service support agreement - Master Meter				2,000	1,700	1,700			
Service support agreement - SCADA equipment & s				0	6,300	6,300			
5360 R & M - Public Works Equipment	17,583	0	2,070	2,000	2,000	2,000	-	96.62%	-
Repairs to backhoe				2,000	2,000	2,000			

Village of South Chicago Heights, Illinois
Operating Budget - Expenditures, Expenses and Other Financing Uses
Fiscal Year January 1, 2023 - December 31, 2023

Fund / Department / Classification / Account	Actual FY 2021	Budget FY 2022	Expected FY 2022	Proposed FY 2023	Recommended FY 2023	Final Approved FY 2023	% variance Expected /Budget	% variance Final /Expected	% variance Final /Budget
61 Water Fund									
00 Nondepartmental									
Expenditures									
Current Operating Expenditures									
Highway and Streets									
5380 R & M - Vehicles	24,383	3,000	1,949	3,000	3,000	3,000	64.97%	153.93%	100.00%
Scheduled maintenance & as-needed repairs - truck				3,000	3,000	3,000			
5390 R & M - Water & Sewer System Equipment	5,859	7,475	3,350	7,500	7,500	7,500	44.82%	223.88%	100.33%
Cathodic protection service - 0.5MG tank				5,300	5,300	5,300			
Maintenance - generator				1,000	1,000	1,000			
Maintenance - pump management equipment				1,200	1,200	1,200			
Total Repair and Maintenance	\$ 49,325	\$ 18,325	\$ 8,869	\$ 14,500	\$ 20,500	\$ 20,500	48.40%	231.14%	111.87%
5400 Other Contractual									
5410 Advertising & Legal Publishing	\$ 247	\$ 250	\$ 0	\$ 250	\$ 250	\$ 250	0.00%	-	100.00%
Capital project bid notices				250	250	250			
5460 Equipment Rental	621	3,000	2,575	3,000	3,000	3,000	85.83%	116.50%	100.00%
Temporary barricades, trash pumps, trench shoring,				3,000	3,000	3,000			
5470 Forestry & Landscaping Services	0	0	0	0	0	0	-	-	-
5480 Garbage and Recycling	1,174	1,250	500	1,250	1,250	1,250	40.00%	250.00%	100.00%
Bulk disposal of excavation spoilage				1,250	1,250	1,250			
5500 ISP's & Data Services	278	0	0	0	0	0	-	-	-
5520 Liability Insurance	30,000	30,000	30,000	30,000	30,000	30,000	100.00%	100.00%	100.00%
Allocation of liability insurance				30,000	30,000	30,000			
5540 Printing and Copying Services	2,817	3,000	3,000	3,000	4,500	4,500	100.00%	150.00%	150.00%
Monthly billing envelopes				3,000	2,500	2,500			
Informational mailings				0	750	750			
Consumer confidence report				0	1,000	1,000			
Notices, door hangers, etc				0	250	250			
5550 Professional Assn Memberships & Dues	468	500	425	500	500	500	85.00%	117.65%	100.00%
AWWA				500	500	500			
5560 Purchased Program Services	112,555	77,000	85,000	77,750	97,750	97,750	110.39%	115.00%	126.95%
Leak detection services				6,750	6,750	6,750			
Main repairs				71,000	71,000	71,000			
Lead service line inventory				0	20,000	20,000			

Village of South Chicago Heights, Illinois
Operating Budget - Expenditures, Expenses and Other Financing Uses
Fiscal Year January 1, 2023 - December 31, 2023

Fund / Department / Classification / Account	Actual FY 2021	Budget FY 2022	Expected FY 2022	Proposed FY 2023	Recommended FY 2023	Final Approved FY 2023	% variance Expected /Budget	% variance Final /Expected	% variance Final /Budget
61 Water Fund									
00 Nondepartmental									
Expenditures									
Current Operating Expenditures									
Highway and Streets									
5580 Telephone - Local, LD, Wireless, Pager	5,485	3,000	5,339	5,500	5,500	5,500	177.97%	103.02%	183.33%
Monthly Verizon service				5,500	5,500	5,500			
5590 Training Services	646	500	320	500	500	500	64.00%	156.25%	100.00%
SSMMA courses, safety training				300	300	300			
Driver & safety training				200	200	200			
5595 Utilities Location Service	854	1,000	897	1,000	1,000	1,000	89.70%	111.48%	100.00%
JULIE locate fees				1,000	1,000	1,000			
Total Other Contractual	\$ 155,145	\$ 119,500	\$ 128,056	\$ 122,750	\$ 144,250	\$ 144,250	107.16%	112.65%	120.71%
Total Contractual Services	\$ 233,445	\$ 159,825	\$ 148,689	\$ 159,250	\$ 196,950	\$ 196,950	93.03%	132.46%	123.23%
5600-5700 Commodities									
5625 Computer Supplies	\$ 0	\$ 250	\$ 150	\$ 150	\$ 150	\$ 150	60.00%	100.00%	60.00%
Printer supplies, replacement computer peripherals				150	150	150			
5650 Fuel	4,114	4,500	4,387	6,000	5,500	5,500	97.49%	125.37%	122.22%
Unleaded & diesel for trucks & equipment				6,000	5,500	5,500			
5655 Landscaping Supplies	1,487	400	2,012	2,000	2,000	2,000	503.00%	99.40%	500.00%
As-needed repairs to mains				2,000	2,000	2,000			
5660 Lubricants and Fluids	0	0	0	0	0	0	-	-	-
5680 Postage	6,581	6,725	6,673	7,000	7,000	7,000	99.23%	104.90%	104.09%
Monthly billing				7,000	3,800	3,800			
Late & shut-off notices, certified mailings				0	1,500	1,500			
Consumer confidence report, rate notice				0	700	700			
Water samples				0	1,000	1,000			
5690 Program Supplies	1,184	1,200	1,108	1,200	1,200	1,200	92.33%	108.30%	100.00%
Marking flags, paint				200	200	200			
Lumber - sidewalk restorations				1,000	1,000	1,000			
5700 Protective Clothing & Equipment	145	350	300	350	350	350	85.71%	116.67%	100.00%
Boots, gloves, eye & ear protection				350	350	350			
5710 Service & Repair Parts	123	350	200	600	600	600	57.14%	300.00%	171.43%
Pump & pump house repairs, chlorination system re,				600	600	600			

Village of South Chicago Heights, Illinois
Operating Budget - Expenditures, Expenses and Other Financing Uses
Fiscal Year January 1, 2023 - December 31, 2023

Fund / Department / Classification / Account	Actual FY 2021	Budget FY 2022	Expected FY 2022	Proposed FY 2023	Recommended FY 2023	Final Approved FY 2023	% variance Expected /Budget	% variance Final /Expected	% variance Final /Budget
61 Water Fund									
00 Nondepartmental									
Expenditures									
Current Operating Expenditures									
Highway and Streets									
5715 Small Tools	1,427	1,250	1,266	1,250	1,250	1,250	101.28%	98.74%	100.00%
<i>As-needed replacements</i>				1,250	1,250	1,250			
5720 Stationery	0	0	0	0	0	0	-	-	-
5730 Street Materials - Aggregate	18,816	10,500	9,308	12,000	11,000	11,000	88.65%	118.18%	104.76%
<i>As-needed repairs to mains</i>				12,000	11,000	11,000			
5735 Street Materials - Bituminum	5,517	7,000	5,968	7,000	6,500	6,500	85.26%	108.91%	92.86%
<i>As-needed repairs to mains</i>				7,000	6,500	6,500			
5750 Street Materials - Signs and Barricades	0	250	0	250	250	250	0.00%	-	100.00%
				250	250	250			
5765 Uniforms	120	200	0	200	200	200	0.00%	-	100.00%
				200	200	200			
5770 Utilities - Village Buildings	404	750	353	750	750	750	47.07%	212.46%	100.00%
<i>Electricity & heat for pumping stations & well houses</i>				750	750	750			
5775 Utilities - Public Way	14,801	16,500	16,500	16,500	16,500	16,500	100.00%	100.00%	100.00%
<i>Energy for pumps</i>				16,500	16,500	16,500			
5780 Water Purchases	557,532	585,000	561,594	585,000	643,500	643,500	96.00%	114.58%	110.00%
<i>Water for resale - per contract with City of Chicago I</i>				585,000	643,500	643,500			
5785 Water & Sewer System Supplies	11,908	6,500	15,000	9,000	12,000	12,000	230.77%	80.00%	184.62%
<i>Chemicals, hardware, etc</i>				9,000	12,000	12,000			
5790 Water & Sewer System Repair Parts	25,099	20,000	40,000	30,000	30,000	30,000	200.00%	75.00%	150.00%
<i>Hydrants, valves, sleeves, replacement meters, etc</i>				20,000	20,000	20,000			
<i>Valve replacement program - year 3 of 5</i>				10,000	10,000	10,000			
Total Commodities	\$ 649,258	\$ 661,725	\$ 664,819	\$ 679,250	\$ 738,750	\$ 738,750	100.47%	111.12%	111.64%
Total Highway and Streets	\$ 1,088,530	\$ 1,129,350	\$ 1,101,523	\$ 1,144,245	\$ 1,241,445	\$ 1,241,445	97.54%	112.70%	109.93%
Total Current Operating Expenditures	\$ 1,088,530	\$ 1,129,350	\$ 1,101,523	\$ 1,144,245	\$ 1,241,445	\$ 1,241,445	97.54%	112.70%	109.93%

Village of South Chicago Heights, Illinois
Operating Budget - Expenditures, Expenses and Other Financing Uses
Fiscal Year January 1, 2023 - December 31, 2023

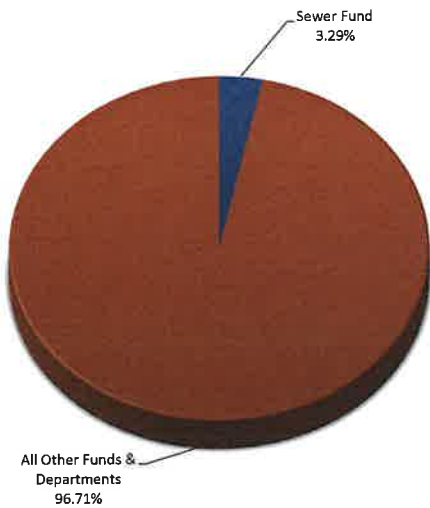
Fund / Department / Classification / Account	Actual FY 2021	Budget FY 2022	Expected FY 2022	Proposed FY 2023	Recommended FY 2023	Final Approved FY 2023	% variance Expected /Budget	% variance Final /Expected	% variance Final /Budget
61 Water Fund									
00 Nondepartmental									
Expenditures									
Current Operating Expenditures									
Highway and Streets									
Capital Outlay Expenditures									
Proprietary Capital Outlay									
6000 Capital Outlay									
6450 Water System Construction/Improvements	\$ 0	\$ 300,000	\$ 0	\$ 150,000	\$ 180,000	\$ 180,000	0.00%	-	60.00%
<i>Tower site improvements & tower valve replacemen</i>				150,000	180,000	180,000			
6520 Equipment - Construction	0	0	0	0	0	0	-	-	-
6530 Equipment - Data Processing	1,542	0	2,000	0	0	0	-	0.00%	-
6590 Equipment - Water System	0	0	0	18,000	18,000	18,000	-	-	-
<i>Digital leak detector - spot repairs / B box locates</i>				8,000	8,000	8,000			
<i>Water valve exerciser</i>				10,000	10,000	10,000			
6599 Equipment - Other	155,885	0	0	0	0	0	-	-	-
<i>Depreciation</i>				0	0	0			
Total Capital Outlay	\$ 157,427	\$ 300,000	\$ 2,000	\$ 168,000	\$ 198,000	\$ 198,000	0.67%	9900.00%	66.00%
Total Proprietary Capital Outlay	\$ 157,427	\$ 300,000	\$ 2,000	\$ 168,000	\$ 198,000	\$ 198,000	0.67%	9900.00%	66.00%
Debt Service Expenditures									
7300 Note Principal									
7350 Principal - Water Meter Installment Contract	\$ 157,173	\$ 162,035	\$ 162,035	\$ 167,046	\$ 167,046	\$ 167,046	100.00%	103.09%	103.09%
<i>Annual installment - 3/24/23</i>				167,046	167,046	167,046			
7360 Principal - 2021 IEPA Loan	0	0	3,018	6,074	6,074	6,074	-	201.26%	-
<i>Semi-annual installment 6/28/23</i>				3,031	3,031	3,031			
<i>Semi-annual installment 12/28/23</i>				3,043	3,043	3,043			
Total Note Principal	\$ 157,173	\$ 162,035	\$ 165,053	\$ 173,120	\$ 173,120	\$ 173,120	101.86%	104.89%	106.84%
7700 Note Interest									
7750 Interest - Water Meter Installment Contract	\$ 39,616	\$ 38,510	\$ 38,510	\$ 33,499	\$ 33,499	\$ 33,499	100.00%	86.99%	86.99%
<i>Annual installment - 3/24/23</i>				33,499	33,499	33,499			

Village of South Chicago Heights, Illinois
Operating Budget - Expenditures, Expenses and Other Financing Uses
Fiscal Year January 1, 2023 - December 31, 2023

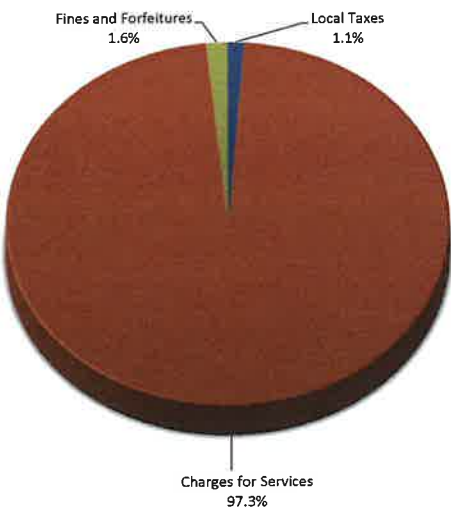
Fund / Department / Classification / Account	Actual FY 2021	Budget FY 2022	Expected FY 2022	Proposed FY 2023	Recommended FY 2023	Final Approved FY 2023	% variance Expected /Budget	% variance Final /Expected	% variance Final /Budget
61 Water Fund									
00 Nondepartmental									
Expenditures									
Current Operating Expenditures									
Highway and Streets									
7760 Interest - 2021 IEPA Loan	0	0	529	1,020	1,020	1,020	-	192.82%	-
				<i>Semi-annual installment 6/28/23</i>	<i>516</i>	<i>516</i>			
				<i>Semi-annual installment 12/28/23</i>	<i>504</i>	<i>504</i>			
Total Note Interest	\$ 39,616	\$ 38,510	\$ 39,039	\$ 34,519	\$ 34,519	\$ 34,519	101.37%	88.42%	89.64%
Total Debt Service Expenditures	\$ 196,789	\$ 200,545	\$ 204,092	\$ 207,639	\$ 207,639	\$ 207,639	101.77%	101.74%	103.54%
Total Expenditures	\$ 1,442,746	\$ 1,629,895	\$ 1,307,615	\$ 1,519,884	\$ 1,647,084	\$ 1,647,084	80.23%	125.96%	101.05%
Total Water Fund	\$ 1,442,746	\$ 1,629,895	\$ 1,307,615	\$ 1,519,884	\$ 1,647,084	\$ 1,647,084	80.23%	125.96%	101.05%

Village of South Chicago Heights, Illinois
Operating Budget - Revenues and Other Financing Sources
Fiscal Year January 1, 2023 - December 31, 2023

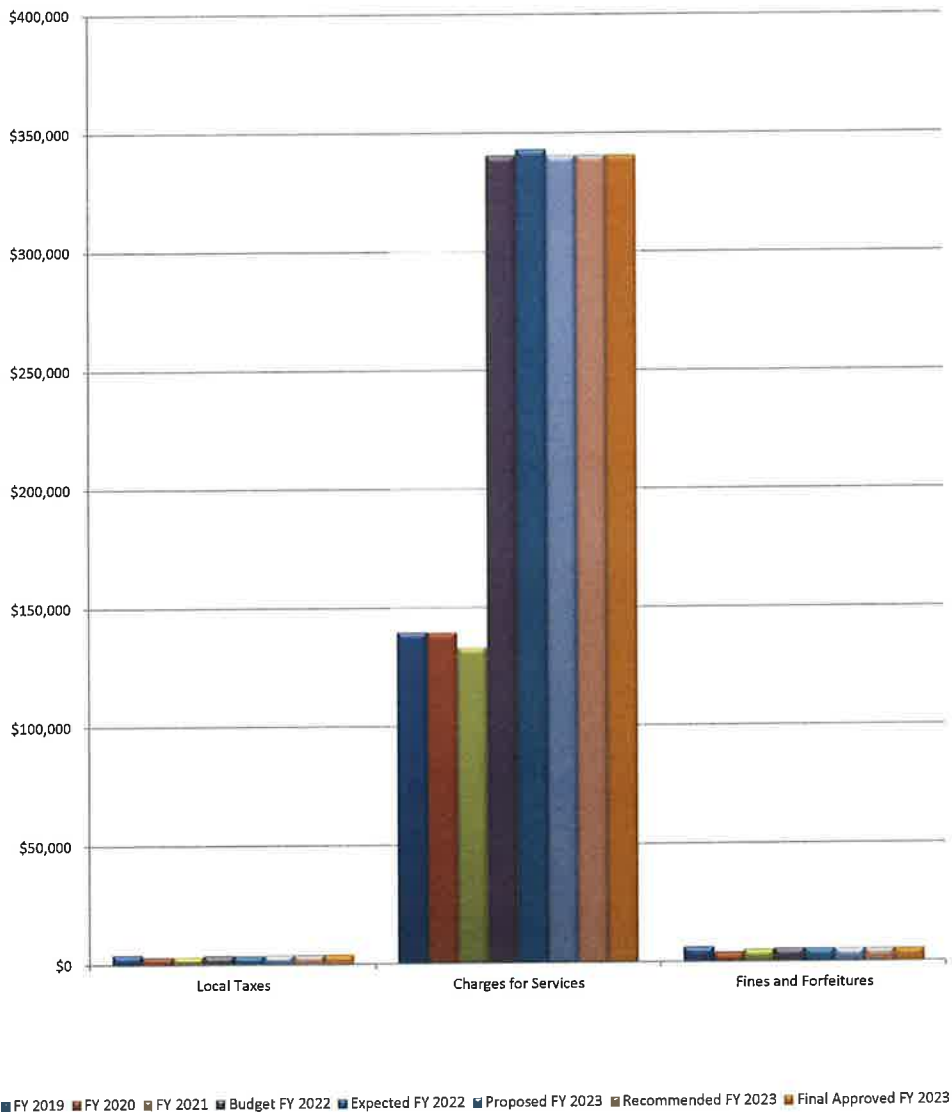
Fiscal Year 2023



Sewer Fund Fiscal Year 2023



Sewer Fund Revenue Trend

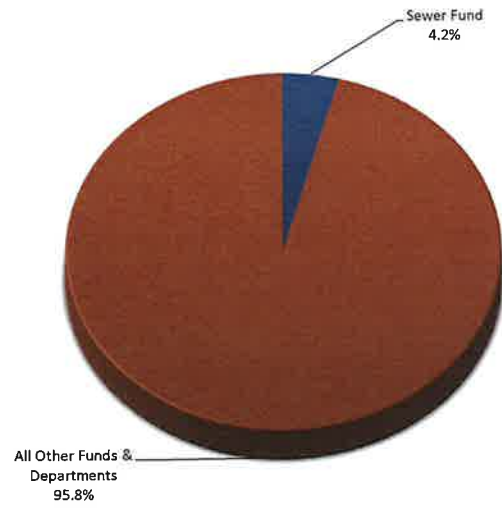


Village of South Chicago Heights, Illinois
Operating Budget - Revenues and Other Financing Sources
Fiscal Year January 1, 2023 - December 31, 2023

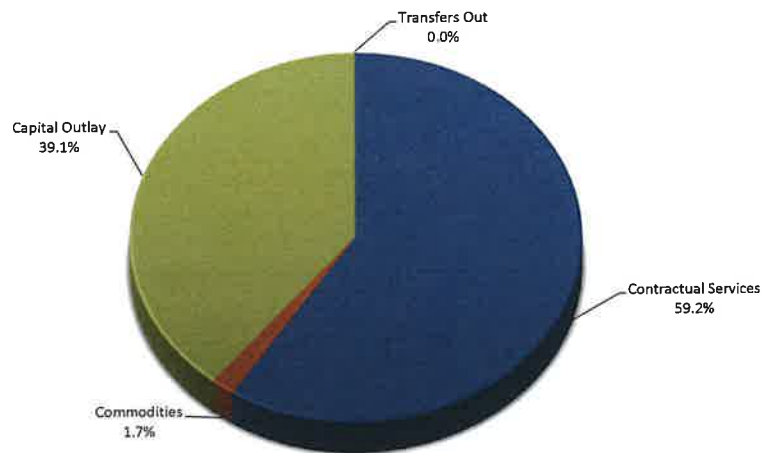
Fund / Department / Classification / Account	Actual FY 2021	Budget FY 2022	Expected FY 2022	Proposed FY 2023	Recommended FY 2023	Final Approved FY 2023	% variance Expected /Budget	% variance Final /Expected	% variance Final /Budget
62 Sewer Fund									
00 Nondepartmental									
Current Operating Revenues									
4000 Local Taxes									
4024 Property Tax - Sewer Maintenance Levy	\$ 3,408	\$ 3,900	\$ 3,800	\$ 4,000	\$ 4,000	\$ 4,000	97.44%	105.26%	102.56%
Total Local Taxes	<u>\$ 3,408</u>	<u>\$ 3,900</u>	<u>\$ 3,800</u>	<u>\$ 4,000</u>	<u>\$ 4,000</u>	<u>\$ 4,000</u>	<u>97.44%</u>	<u>105.26%</u>	<u>102.56%</u>
4300 Charges for Services									
4390 Sewer Charges	\$ 117,599	\$ 125,000	\$ 123,500	\$ 125,000	\$ 125,000	\$ 125,000	98.80%	101.21%	100.00%
4395 Thorn Creek Sewer Charge	0	200,000	202,200	200,000	200,000	200,000	101.10%	98.91%	100.00%
4396 Thorn Creek Meter Reading Charge	15,609	15,500	17,600	15,600	15,600	15,600	113.55%	88.64%	100.65%
Total Charges for Services	<u>\$ 133,208</u>	<u>\$ 340,500</u>	<u>\$ 343,300</u>	<u>\$ 340,600</u>	<u>\$ 340,600</u>	<u>\$ 340,600</u>	<u>100.82%</u>	<u>99.21%</u>	<u>100.03%</u>
4500 Fines and Forfeitures									
4550 Late Payment Penalty	\$ 5,128	\$ 5,600	\$ 5,500	\$ 5,500	\$ 5,500	\$ 5,500	98.21%	100.00%	98.21%
Total Fines and Forfeitures	<u>\$ 5,128</u>	<u>\$ 5,600</u>	<u>\$ 5,500</u>	<u>\$ 5,500</u>	<u>\$ 5,500</u>	<u>\$ 5,500</u>	<u>98.21%</u>	<u>100.00%</u>	<u>98.21%</u>
Total Current Operating Revenues	<u>\$ 141,744</u>	<u>\$ 350,000</u>	<u>\$ 352,600</u>	<u>\$ 350,100</u>	<u>\$ 350,100</u>	<u>\$ 350,100</u>	<u>100.74%</u>	<u>99.29%</u>	<u>100.03%</u>
Total Sewer Fund	<u>\$ 141,744</u>	<u>\$ 350,000</u>	<u>\$ 352,600</u>	<u>\$ 350,100</u>	<u>\$ 350,100</u>	<u>\$ 350,100</u>	<u>100.74%</u>	<u>99.29%</u>	<u>100.03%</u>

Village of South Chicago Heights, Illinois
Operating Budget - Expenditures, Expenses and Other Financing Uses
Fiscal Year January 1, 2023 - December 31, 2023

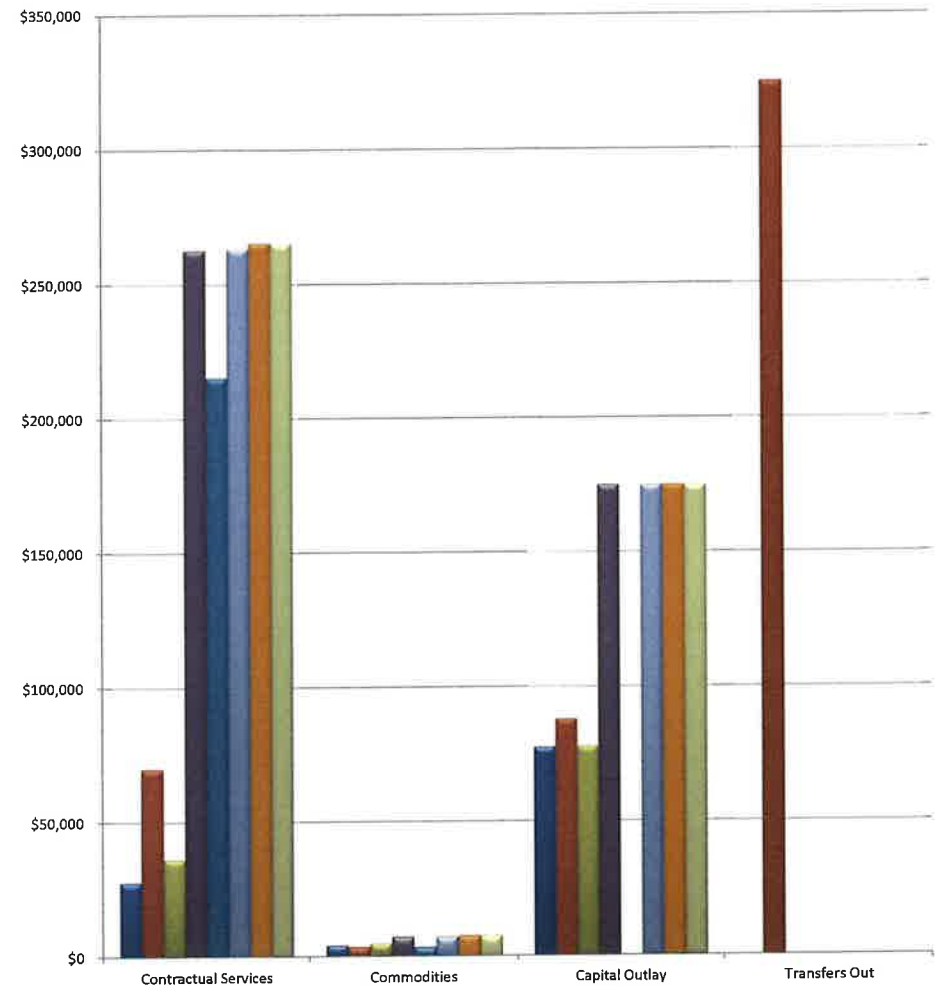
Fiscal Year 2023



Sewer Fund Fiscal Year 2023



Sewer Fund Expenditure Trend



■ FY 2019 ■ FY 2020 ■ FY 2021 ■ Budget FY 2022 ■ Expected FY 2022 ■ Proposed FY 2023 ■ Recommended FY 2023 ■ Final Approved FY 2023

Village of South Chicago Heights, Illinois
Operating Budget - Expenditures, Expenses and Other Financing Uses
Fiscal Year January 1, 2023 - December 31, 2023

Fund / Department / Classification / Account	Actual FY 2021	Budget FY 2022	Expected FY 2022	Proposed FY 2023	Recommended FY 2023	Final Approved FY 2023	% variance Expected /Budget	% variance Final /Expected	% variance Final /Budget
62 Sewer Fund									
00 Nondepartmental									
Expenditures									
Current Operating Expenditures									
Highway and Streets									
5200-5500 Contractual Services									
5200 Professional Services									
5240 Engineering and Architectural	\$ 3,914	\$ 20,000	\$ 3,000	\$ 20,000	\$ 20,000	\$ 20,000	15.00%	666.67%	100.00%
Design & construction engineering - re-line / point re				20,000	18,000	18,000			
MS4 report preparation				0	2,000	2,000			
Total Professional Services	\$ 3,914	\$ 20,000	\$ 3,000	\$ 20,000	\$ 20,000	\$ 20,000	15.00%	666.67%	100.00%
5300 Repair and Maintenance									
5390 R & M - Water & Sewer System Equipment	\$ 0	\$ 3,150	\$ 3,150	\$ 3,750	\$ 5,750	\$ 5,750	100.00%	182.54%	182.54%
Service agreement - lift station pumps				0	3,150	3,150			
Clean lift station				3,750	600	600			
Jet-rodder service				0	2,000	2,000			
Total Repair and Maintenance	\$ 0	\$ 3,150	\$ 3,150	\$ 3,750	\$ 5,750	\$ 5,750	100.00%	182.54%	182.54%
5400 Other Contractual									
5410 Advertising & Legal Publishing	\$ 0	\$ 200	\$ 0	\$ 200	\$ 200	\$ 200	0.00%	-	100.00%
Bid notices				200	200	200			
5480 Garbage and Recycling	215	500	250	500	500	500	50.00%	200.00%	100.00%
Excavation debris disposal				500	500	500			
5490 Intergovernmental Fees and Dues	1,000	1,000	1,000	1,000	1,000	1,000	100.00%	100.00%	100.00%
IEPA annual NPDES permit fee				1,000	1,000	1,000			
5540 Printing and Copying Services	0	500	0	500	500	500	0.00%	-	100.00%
Informational mailings				500	500	500			
5560 Purchased Program Services	31,089	37,500	14,000	37,500	37,500	37,500	37.33%	267.86%	100.00%
Sewer main contract repairs				20,000	20,000	20,000			
Sewer main televising				17,500	17,500	17,500			
5585 Thorn Creek Sewer Pass-Through	0	200,000	194,000	200,000	200,000	200,000	97.00%	103.09%	100.00%
Monthly pass-through of sewer charges billed for TC				200,000	200,000	200,000			
Total Other Contractual	\$ 32,304	\$ 239,700	\$ 209,250	\$ 239,700	\$ 239,700	\$ 239,700	87.30%	114.55%	100.00%
Total Contractual Services	\$ 36,218	\$ 262,850	\$ 215,400	\$ 263,450	\$ 265,450	\$ 265,450	81.95%	123.24%	100.99%
5600-5700 Commodities									
5690 Program Supplies	613	0	150	0	0	0	-	0.00%	-

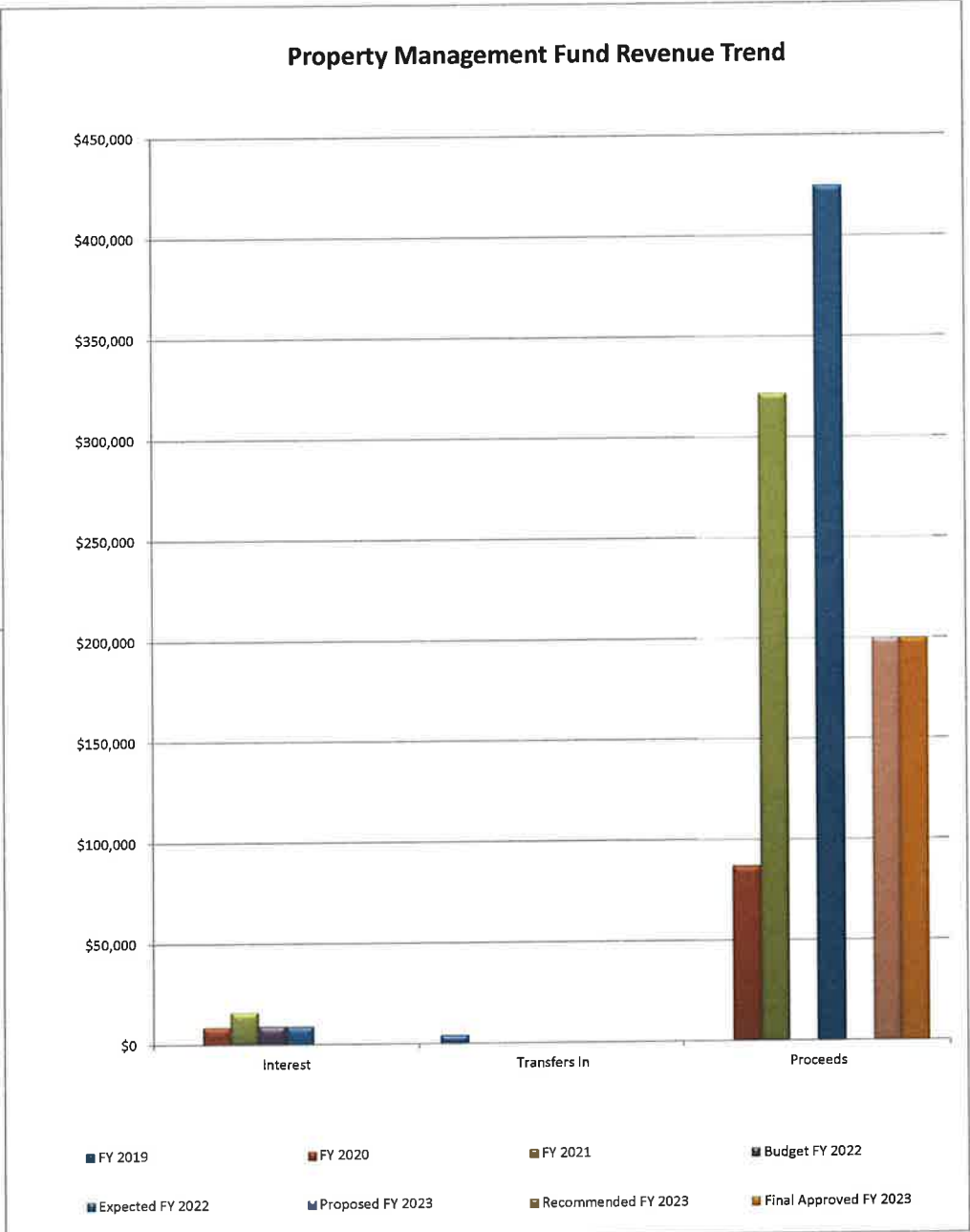
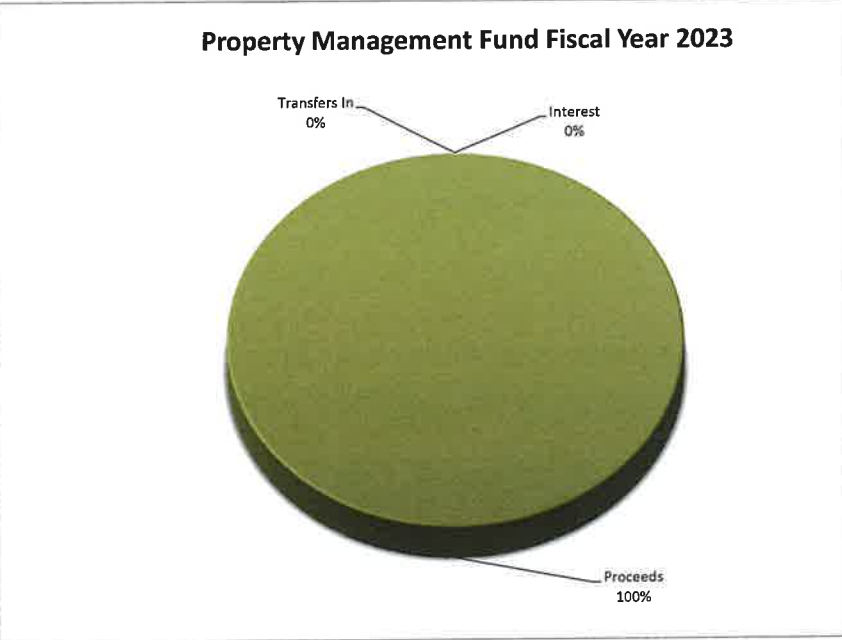
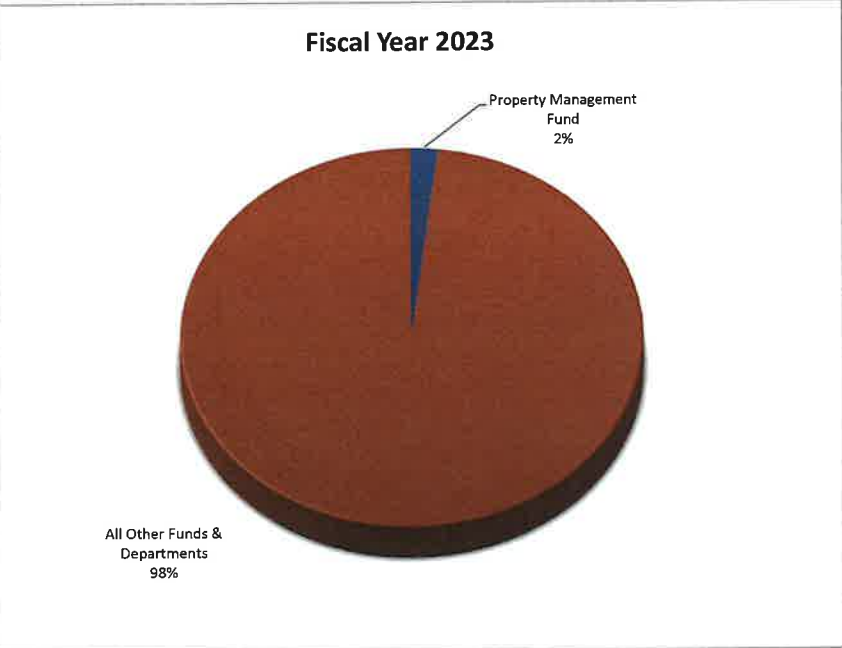
Village of South Chicago Heights, Illinois
Operating Budget - Expenditures, Expenses and Other Financing Uses
Fiscal Year January 1, 2023 - December 31, 2023

Fund / Department / Classification / Account	Actual FY 2021	Budget FY 2022	Expected FY 2022	Proposed FY 2023	Recommended FY 2023	Final Approved FY 2023	% variance Expected /Budget	% variance Final /Expected	% variance Final /Budget
62 Sewer Fund									
00 Nondepartmental									
Expenditures									
Current Operating Expenditures									
Highway and Streets									
5710 Service & Repair Parts	\$ 0	\$ 500	\$ 0	\$ 500	\$ 500	\$ 500	0.00%	-	100.00%
<i>Jet-rodger repairs</i>				500	500	500			
5715 Small Tools	0	500	0	500	500	500	0.00%	-	100.00%
<i>Concrete breakers, etc.</i>				500	500	500			
5730 Street Materials - Aggregate	0	0	150	0	0	0	-	0.00%	-
5740 Street Materials - Manhole Cvr's & Structures	0	2,500	0	2,500	2,500	2,500	0.00%	-	100.00%
<i>Pre-cast structures</i>				2,500	2,500	2,500			
5775 Utilities - Public Way	1,162	1,250	1,575	1,250	1,600	1,600	126.00%	101.59%	128.00%
<i>Electricity - lift stations</i>				1,250	1,600	1,600			
5785 Water & Sewer System Supplies	637	1,000	500	1,000	1,000	1,000	50.00%	200.00%	100.00%
<i>As-needed repairs</i>				1,000	1,000	1,000			
5790 Water & Sewer System Repair Parts	2,482	1,500	1,000	1,500	1,500	1,500	66.67%	150.00%	100.00%
<i>As-needed repairs</i>				1,500	1,500	1,500			
Total Commodities	\$ 4,894	\$ 7,250	\$ 3,375	\$ 7,250	\$ 7,600	\$ 7,600	46.55%	225.19%	104.83%
Total Highway and Streets	\$ 41,112	\$ 270,100	\$ 218,775	\$ 270,700	\$ 273,050	\$ 273,050	81.00%	124.81%	101.09%
Total Current Operating Expenditures	\$ 41,112	\$ 270,100	\$ 218,775	\$ 270,700	\$ 273,050	\$ 273,050	81.00%	124.81%	101.09%
Capital Outlay Expenditures									
Proprietary Capital Outlay									
6000 Capital Outlay									
6400 Sewer System Construction/Improvements	\$ 0	\$ 175,000	\$ 0	\$ 175,000	\$ 175,000	\$ 175,000	0.00%	-	100.00%
<i>Re-line sewer mains - ongoing program</i>				100,000	150,000	150,000			
<i>Sewer main point repairs</i>				75,000	25,000	25,000			
6599 Equipment - Other	77,767	0	0	0	0	0	-	-	-
Total Capital Outlay	\$ 77,767	\$ 175,000	\$ 0	\$ 175,000	\$ 175,000	\$ 175,000	0.00%	-	100.00%
Total Proprietary Capital Outlay	\$ 77,767	\$ 175,000	\$ 0	\$ 175,000	\$ 175,000	\$ 175,000	0.00%	-	100.00%
Total Expenditures	\$ 118,879	\$ 445,100	\$ 218,775	\$ 445,700	\$ 448,050	\$ 448,050	49.15%	204.80%	100.66%

Village of South Chicago Heights, Illinois
Operating Budget - Expenditures, Expenses and Other Financing Uses
Fiscal Year January 1, 2023 - December 31, 2023

Fund / Department / Classification / Account	Actual FY 2021	Budget FY 2022	Expected FY 2022	Proposed FY 2023	Recommended FY 2023	Final Approved FY 2023	% variance Expected /Budget	% variance Final /Expected	% variance Final /Budget
62 Sewer Fund									
00 Nondepartmental									
Expenditures									
Current Operating Expenditures									
Highway and Streets									
Other Financing Sources and Uses									
Transfers Out									
9061 To Water Fund	\$ 0	\$ 0	\$ 0	\$ 0	\$ 0	0	-	-	-
Total Transfers Out	\$ 0	\$ 0	\$ 0	\$ 0	\$ 0	0	-	-	-
Total Other Financing Sources and Uses	\$ 0	\$ 0	\$ 0	\$ 0	\$ 0	0	-	-	-
Total Sewer Fund	<u>\$ 118,879</u>	<u>\$ 445,100</u>	<u>\$ 218,775</u>	<u>\$ 445,700</u>	<u>\$ 448,050</u>	<u>\$ 448,050</u>	<u>49.15%</u>	<u>204.80%</u>	<u>100.66%</u>

Village of South Chicago Heights, Illinois
 Operating Budget - Revenues and Other Financing Sources
 Fiscal Year January 1, 2023 - December 31, 2023

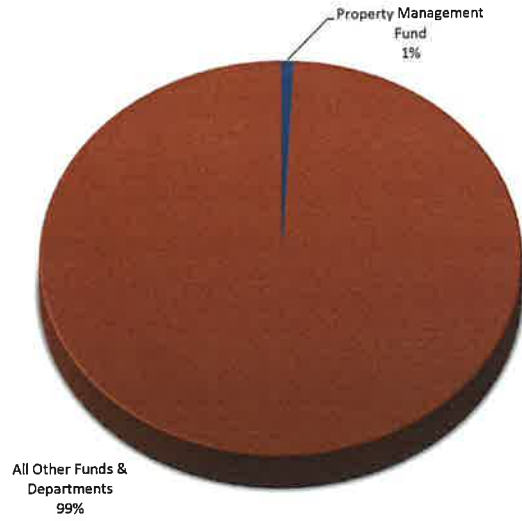


Village of South Chicago Heights, Illinois
Operating Budget - Revenues and Other Financing Sources
Fiscal Year January 1, 2023 - December 31, 2023

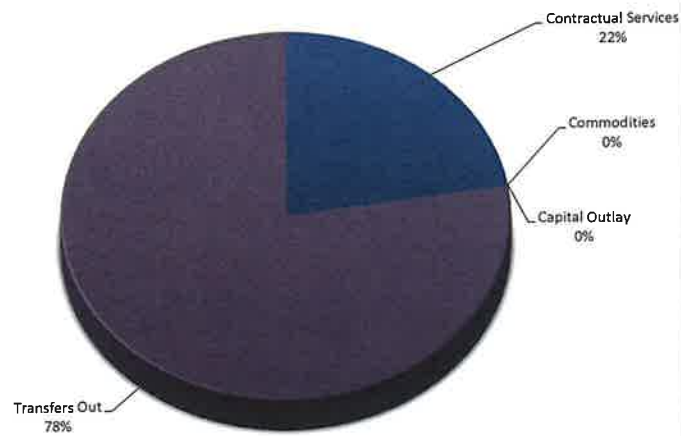
Fund / Department / Classification / Account	Actual FY 2021	Budget FY 2022	Expected FY 2022	Proposed FY 2023	Recommended FY 2023	Final Approved FY 2023	% variance Expected /Budget	% variance Final /Expected	% variance Final /Budget
65 Property Management Fund									
00 Nondepartmental									
Current Operating Revenues									
4500 Fines and Forfeitures									
4535 Escrow Forfeits	\$ 0	\$ 0	\$ 30,000	\$ 0	\$ 0	0	-	0.00%	-
Total Fines and Forfeitures	\$ 0	\$ 0	\$ 30,000	\$ 0	\$ 0	0	-	0.00%	-
4750 Interest									
4799 Other Interest	\$ 16,015	\$ 9,120	\$ 9,119	\$ 0	\$ 0	0	99.99%	0.00%	0.00%
Total Interest	\$ 16,015	\$ 9,120	\$ 9,119	\$ 0	\$ 0	0	99.99%	0.00%	0.00%
Total Current Operating Revenues	\$ 16,015	\$ 9,120	\$ 39,119	\$ 0	\$ 0	0	428.94%	0.00%	0.00%
Other Financing Sources and Uses									
Transfers In									
8001 From General Fund	\$ 0	\$ 0	\$ 0	\$ 0	\$ 0	0	-	-	-
Total Transfers In	\$ 0	\$ 0	\$ 0	\$ 0	\$ 0	0	-	-	-
Proceeds									
8160 From Sale of Capital Assets	322,000	0	425,000	0	200,000	200,000	-	47.06%	-
Total Proceeds	\$ 322,000	\$ 0	\$ 425,000	\$ 0	\$ 200,000	\$ 200,000	-	47.06%	-
Total Other Financing Sources and Uses	\$ 322,000	\$ 0	\$ 425,000	\$ 0	\$ 200,000	\$ 200,000	-	47.06%	-
Total Property Management Fund	\$ 338,015	\$ 9,120	\$ 464,119	\$ 0	\$ 200,000	\$ 200,000	5089.02%	43.09%	2192.98%

Village of South Chicago Heights, Illinois
Operating Budget - Expenditures, Expenses and Other Financing Uses
Fiscal Year January 1, 2023 - December 31, 2023

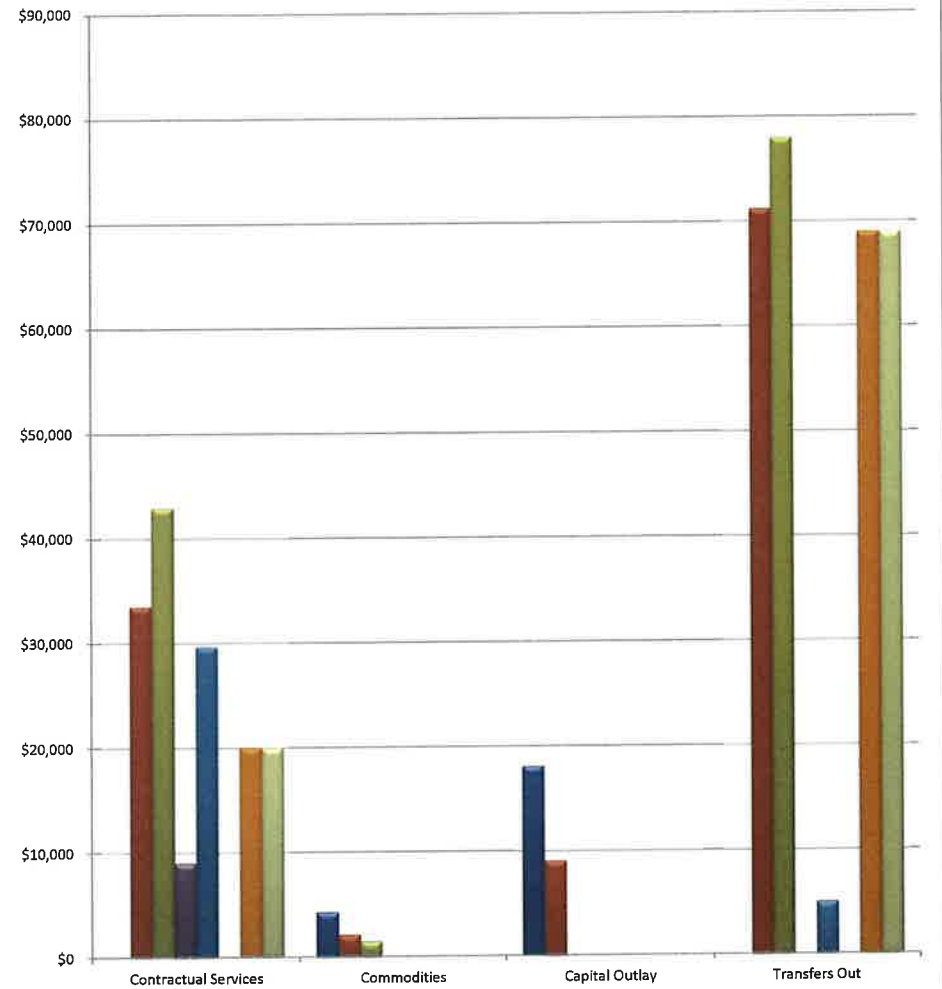
Fiscal Year 2023



Property Management Fund Fiscal Year 2023



Property Management Fund Expenditure Trend



■ FY 2019 ■ FY 2020 ■ FY 2021 ■ Budget FY 2022 ■ Expected FY 2022 ■ Proposed FY 2023 ■ Recommended FY 2023 ■ Final Approved FY 2023

Village of South Chicago Heights, Illinois
Operating Budget - Expenditures, Expenses and Other Financing Uses
Fiscal Year January 1, 2023 - December 31, 2023

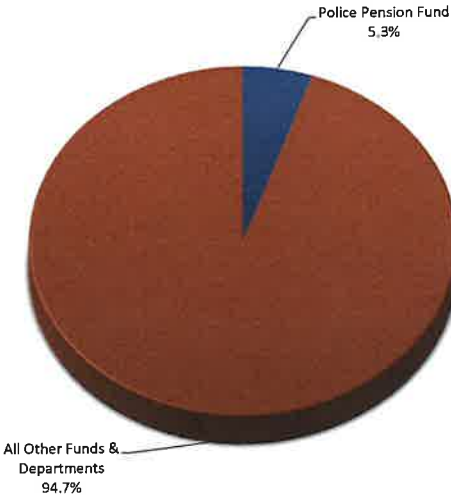
Fund / Department / Classification / Account	Actual FY 2021	Budget FY 2022	Expected FY 2022	Proposed FY 2023	Recommended FY 2023	Final Approved FY 2023	% variance Expected /Budget	% variance Final /Expected	% variance Final /Budget
65 Property Management Fund									
00 Nondepartmental									
Expenditures									
Current Operating Expenditures									
Not Classified									
5200-5500 Contractual Services									
5200 Professional Services									
5270 Legal - Review	\$ 0	\$ 3,000	\$ 0	\$ 0	\$ 3,000	\$ 3,000	0.00%	-	100.00%
				0	3,000	3,000			
5299 Other Professional Services	33,370	6,000	25,500	0	12,000	12,000	425.00%	47.06%	200.00%
				0	12,000	12,000			
Total Professional Services	<u>\$ 33,370</u>	<u>\$ 9,000</u>	<u>\$ 25,500</u>	<u>\$ 0</u>	<u>\$ 15,000</u>	<u>\$ 15,000</u>	<u>283.33%</u>	<u>58.82%</u>	<u>166.67%</u>
5400 Other Contractual									
5410 Advertising & Legal Publishing	\$ 63	\$ 0	\$ 0	\$ 0	\$ 0	\$ 0	-	-	-
5560 Purchased Program Services	6,731	0	0	0	0	0	-	-	-
5599 Other Contractual	2,783	0	4,165	0	5,000	5,000	-	120.05%	-
				0	5,000	5,000			
Total Other Contractual	<u>\$ 9,577</u>	<u>\$ 0</u>	<u>\$ 4,165</u>	<u>\$ 0</u>	<u>\$ 5,000</u>	<u>\$ 5,000</u>	<u>-</u>	<u>120.05%</u>	<u>-</u>
Total Contractual Services	<u>\$ 42,947</u>	<u>\$ 9,000</u>	<u>\$ 29,665</u>	<u>\$ 0</u>	<u>\$ 20,000</u>	<u>\$ 20,000</u>	<u>329.61%</u>	<u>67.42%</u>	<u>222.22%</u>
5600-5700 Commodities									
5690 Program Supplies	\$ 101	\$ 0	\$ 0	\$ 0	\$ 0	\$ 0	-	-	-
5770 Utilities - Village Buildings	\$ 1,383	\$ 0	\$ 0	\$ 0	\$ 0	\$ 0	-	-	-
Total Commodities	<u>\$ 1,484</u>	<u>\$ 0</u>	<u>\$ 0</u>	<u>\$ 0</u>	<u>\$ 0</u>	<u>\$ 0</u>	<u>-</u>	<u>-</u>	<u>-</u>
Total General Government	<u>\$ 44,431</u>	<u>\$ 9,000</u>	<u>\$ 29,665</u>	<u>\$ 0</u>	<u>\$ 20,000</u>	<u>\$ 20,000</u>	<u>329.61%</u>	<u>67.42%</u>	<u>222.22%</u>
Total Current Operating Expenditures	<u>\$ 44,431</u>	<u>\$ 9,000</u>	<u>\$ 29,665</u>	<u>\$ 0</u>	<u>\$ 20,000</u>	<u>\$ 20,000</u>	<u>329.61%</u>	<u>67.42%</u>	<u>222.22%</u>
Capital Outlay Expenditures									
Proprietary Capital Outlay									
6000 Capital Outlay									
6599 Equipment - Other	\$ 0	\$ 0	\$ 0	\$ 0	\$ 0	\$ 0	-	-	-
Total Capital Outlay	<u>\$ 0</u>	<u>\$ 0</u>	<u>\$ 0</u>	<u>\$ 0</u>	<u>\$ 0</u>	<u>\$ 0</u>	<u>-</u>	<u>-</u>	<u>-</u>
Total Proprietary Capital Outlay	<u>\$ 0</u>	<u>\$ 0</u>	<u>\$ 0</u>	<u>\$ 0</u>	<u>\$ 0</u>	<u>\$ 0</u>	<u>-</u>	<u>-</u>	<u>-</u>

Village of South Chicago Heights, Illinois
Operating Budget - Expenditures, Expenses and Other Financing Uses
Fiscal Year January 1, 2023 - December 31, 2023

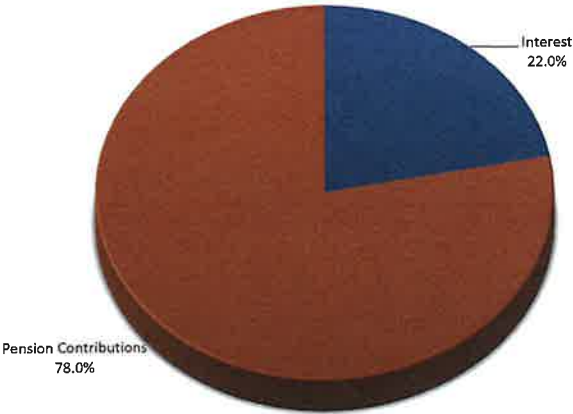
Fund / Department / Classification / Account	Actual FY 2021	Budget FY 2022	Expected FY 2022	Proposed FY 2023	Recommended FY 2023	Final Approved FY 2023	% variance Expected /Budget	% variance Final /Expected	% variance Final /Budget
65 Property Management Fund									
00 Nondepartmental									
Expenditures									
Total Expenditures	\$ 44,431	\$ 9,000	\$ 29,665	\$ 0	\$ 20,000	\$ 20,000	329.61%	67.42%	222.22%
Other Financing Sources and Uses									
Transfers Out									
9045 To Tax Increment Financing Fund	\$ 78,000	\$ 0	\$ 5,000	\$ 0	\$ 69,000	\$ 69,000	-	1380.00%	-
Total Transfers Out	\$ 78,000	\$ 0	\$ 5,000	\$ 0	\$ 69,000	\$ 69,000	-	1380.00%	-
Total Other Financing Sources and Uses	\$ 78,000	\$ 0	\$ 5,000	\$ 0	\$ 69,000	\$ 69,000	-	1380.00%	-
Total Property Management Fund	\$ 122,431	\$ 9,000	\$ 34,665	\$ 0	\$ 89,000	\$ 89,000	385.17%	256.74%	988.89%

Village of South Chicago Heights, Illinois
 Operating Budget - Revenues and Other Financing Sources
 Fiscal Year January 1, 2023 - December 31, 2023

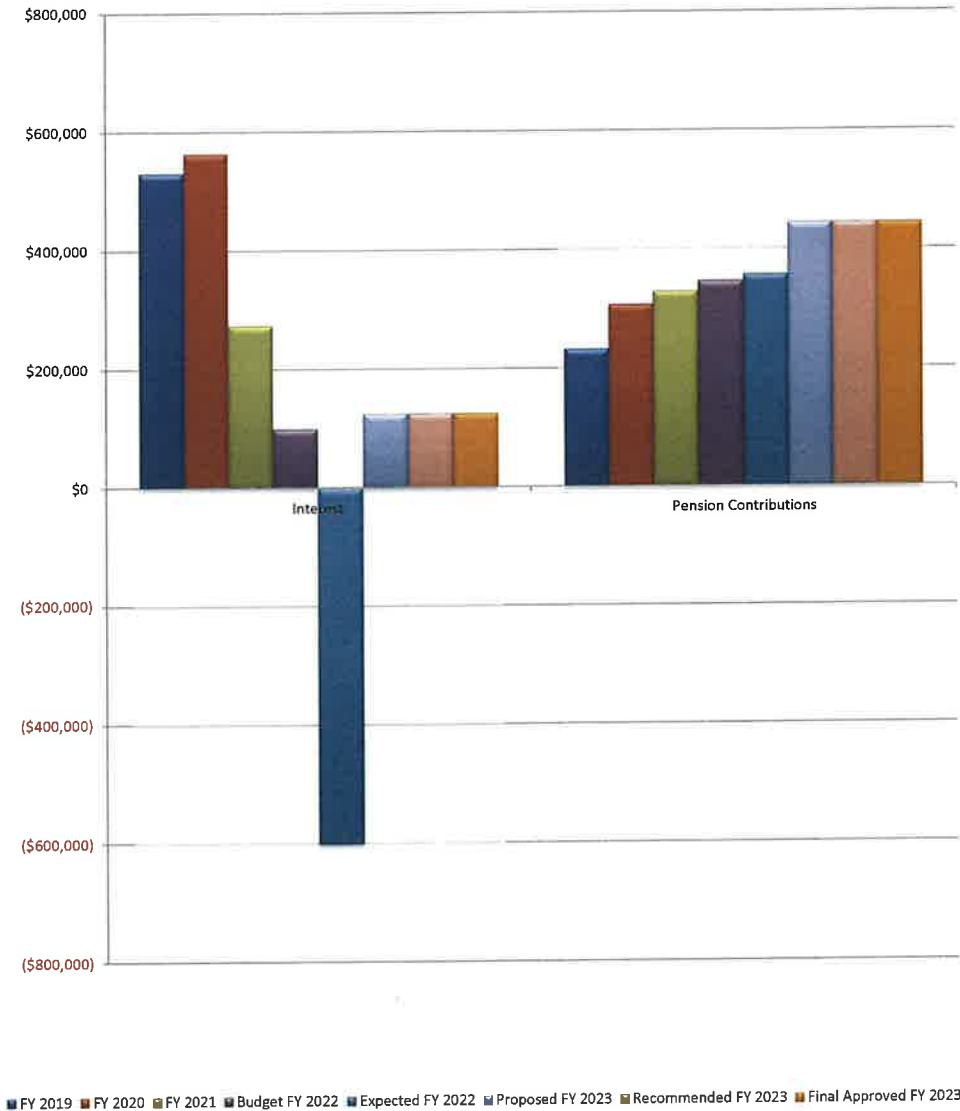
Fiscal Year 2023



Police Pension Fund Fiscal Year 2023



Police Pension Fund Revenue Trend

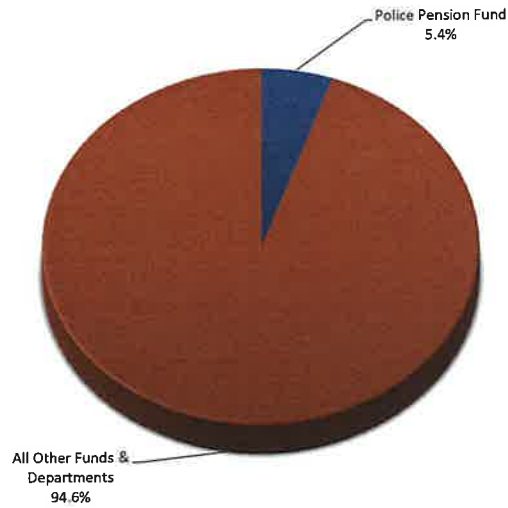


Village of South Chicago Heights, Illinois
Operating Budget - Revenues and Other Financing Sources
Fiscal Year January 1, 2023 - December 31, 2023

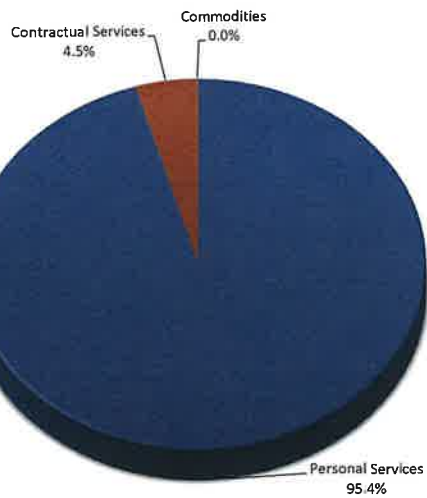
Fund / Department / Classification / Account	Actual FY 2021	Budget FY 2022	Expected FY 2022	Proposed FY 2023	Recommended FY 2023	Final Approved FY 2023	% variance Expected /Budget	% variance Final /Expected	% variance Final /Budget
81 Police Pension Fund									
00 Nondepartmental									
Current Operating Revenues									
4750 Interest									
4770 Interest From Investments	\$ 114,221	\$ 100,000	\$ 98,000	\$ 125,000	\$ 125,000	\$ 125,000	98.00%	127.55%	125.00%
4790 Increase in Fair Value of Investments	160,134	0	(700,000)	0	0	0	-	0.00%	-
Total Interest	<u>\$ 274,355</u>	<u>\$ 100,000</u>	<u>\$ (602,000)</u>	<u>\$ 125,000</u>	<u>\$ 125,000</u>	<u>\$ 125,000</u>	<u>-602.00%</u>	<u>-20.76%</u>	<u>125.00%</u>
4850 Pension Contributions									
4860 Employer Contributions	\$ 280,943	\$ 288,225	\$ 301,375	\$ 369,200	\$ 369,200	\$ 369,200	104.56%	122.51%	128.09%
4870 Active Member Contributions	48,364	58,000	55,600	75,000	75,000	75,000	95.86%	134.89%	129.31%
Total Pension Contributions	<u>\$ 329,307</u>	<u>\$ 346,225</u>	<u>\$ 356,975</u>	<u>\$ 444,200</u>	<u>\$ 444,200</u>	<u>\$ 444,200</u>	<u>103.10%</u>	<u>124.43%</u>	<u>128.30%</u>
Total Current Operating Revenues	<u>\$ 603,662</u>	<u>\$ 446,225</u>	<u>\$ (245,025)</u>	<u>\$ 569,200</u>	<u>\$ 569,200</u>	<u>\$ 569,200</u>	<u>-54.91%</u>	<u>-232.30%</u>	<u>127.56%</u>
Total Police Pension Fund	<u>\$ 603,662</u>	<u>\$ 446,225</u>	<u>\$ (245,025)</u>	<u>\$ 569,200</u>	<u>\$ 569,200</u>	<u>\$ 569,200</u>	<u>-54.91%</u>	<u>-232.30%</u>	<u>127.56%</u>

Village of South Chicago Heights, Illinois
Operating Budget - Expenditures, Expenses and Other Financing Uses
Fiscal Year January 1, 2023 - December 31, 2023

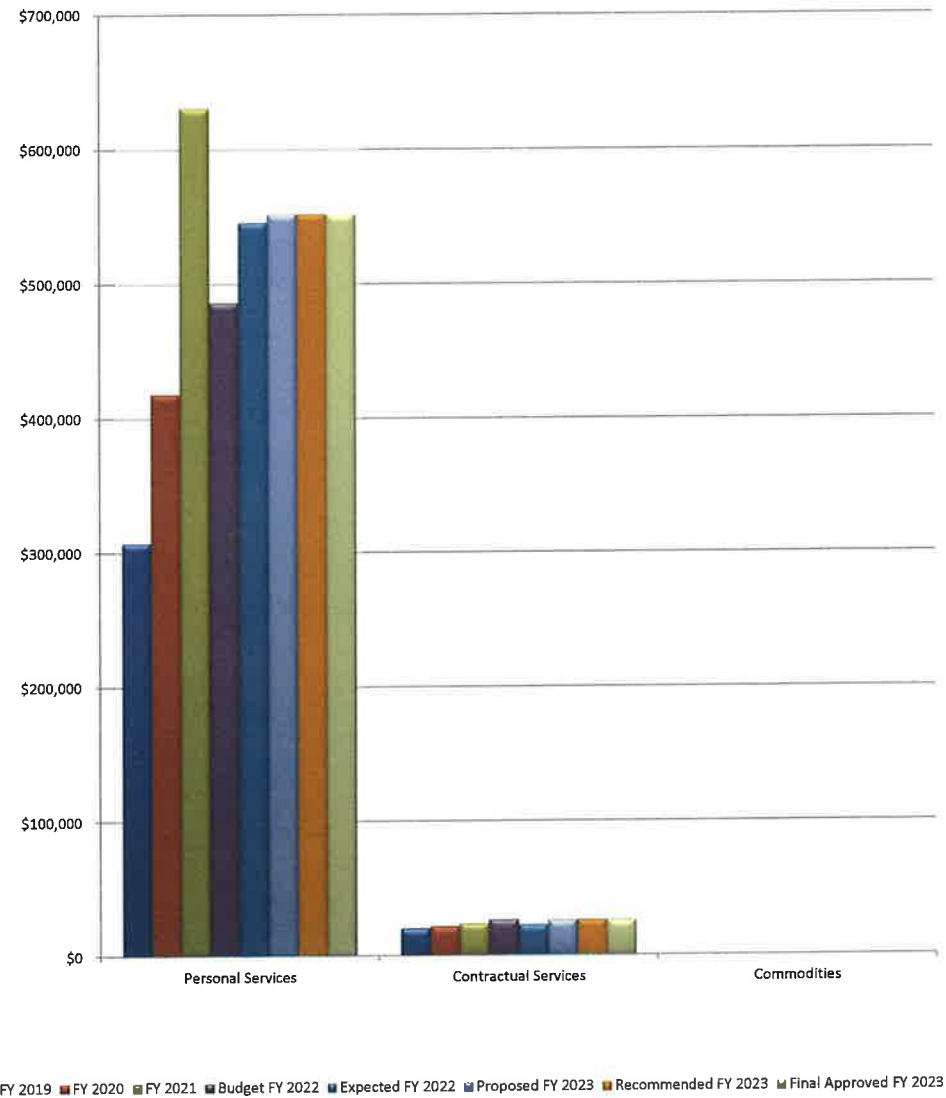
Fiscal Year 2023



Police Pension Fund Fiscal Year 2023



Police Pension Fund Expenditure Trend



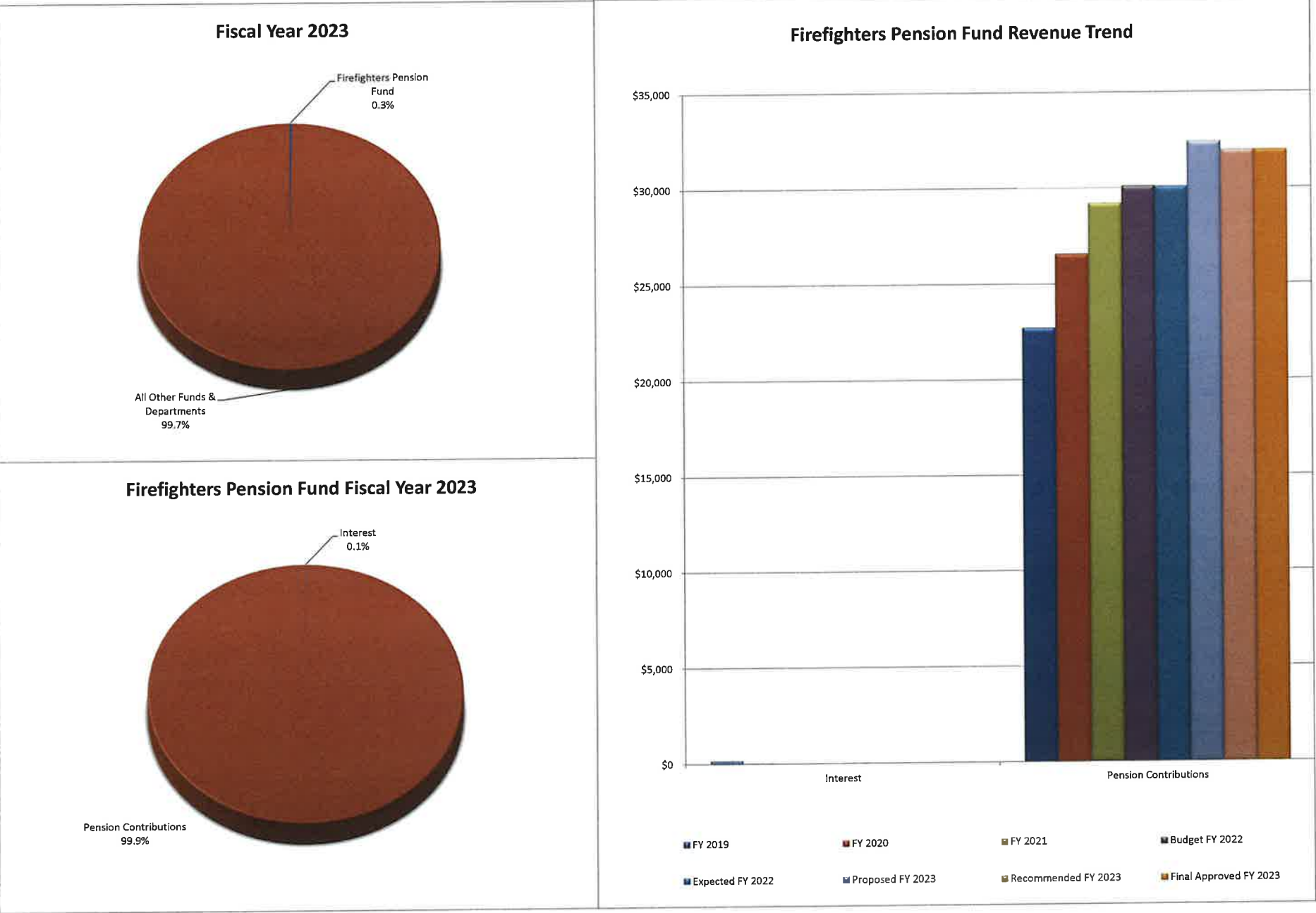
Village of South Chicago Heights, Illinois
Operating Budget - Expenditures, Expenses and Other Financing Uses
Fiscal Year January 1, 2023 - December 31, 2023

Fund / Department / Classification / Account	Actual FY 2021	Budget FY 2022	Expected FY 2022	Proposed FY 2023	Recommended FY 2023	Final Approved FY 2023	% variance Expected /Budget	% variance Final /Expected	% variance Final /Budget
81 Police Pension Fund									
00 Nondepartmental									
Expenditures									
Current Operating Expenditures									
Public Safety									
5000-5100 Personal Services									
5000 Compensation									
5080 Pension - Regular	\$ 385,044	\$ 397,932	\$ 449,596	\$ 466,136	\$ 466,136	\$ 466,136	112.98%	103.68%	117.14%
5085 Pension - Spouse/Dependent	60,549	60,549	60,549	60,549	60,549	60,549	100.00%	100.00%	100.00%
5095 Pension - Refunds	185,544	28,000	35,955	25,540	25,540	25,540	128.41%	71.03%	91.21%
Total Compensation	<u>\$ 631,137</u>	<u>\$ 486,481</u>	<u>\$ 546,100</u>	<u>\$ 552,225</u>	<u>\$ 552,225</u>	<u>\$ 552,225</u>	<u>112.26%</u>	<u>101.12%</u>	<u>113.51%</u>
Total Personal Services	<u>\$ 631,137</u>	<u>\$ 486,481</u>	<u>\$ 546,100</u>	<u>\$ 552,225</u>	<u>\$ 552,225</u>	<u>\$ 552,225</u>	<u>112.26%</u>	<u>101.12%</u>	<u>113.51%</u>
5200-5500 Contractual Services									
5200 Professional Services									
5250 Investment Management	\$ 17,056	\$ 18,000	\$ 16,500	\$ 17,000	\$ 17,000	\$ 17,000	91.67%	103.03%	94.44%
Portfolio management fees				17,000	17,000	17,000			
5270 Legal - Review	3,450	4,000	2,800	4,500	4,500	4,500	70.00%	160.71%	112.50%
Retainer				3,000	3,000	3,000			
As-needed legal services				1,500	1,500	1,500			
5280 Medical	0	500	0	500	500	500	0.00%	-	100.00%
Disability examinations				500	500	500			
5299 Other Professional Services	2,150	2,200	2,200	2,250	2,250	2,250	100.00%	102.27%	102.27%
Independent actuary - GASB 68 disclosures				2,250	2,250	2,250			
Total Professional Services	<u>\$ 22,656</u>	<u>\$ 24,700</u>	<u>\$ 21,500</u>	<u>\$ 24,250</u>	<u>\$ 24,250</u>	<u>\$ 24,250</u>	<u>87.04%</u>	<u>112.79%</u>	<u>98.18%</u>
5400 Other Contractual									
5490 Intergovernmental Fees and Dues	\$ 785	\$ 800	\$ 860	\$ 825	\$ 825	\$ 825	107.50%	95.93%	103.13%
Illinois Dept of Insurance annual fee				825	825	825			
5590 Training Services	375	1,000	500	1,000	1,000	1,000	50.00%	200.00%	100.00%
State mandated trustee training (5)				1,000	1,000	1,000			
Total Other Contractual	<u>\$ 1,160</u>	<u>\$ 1,800</u>	<u>\$ 1,360</u>	<u>\$ 1,825</u>	<u>\$ 1,825</u>	<u>\$ 1,825</u>	<u>75.56%</u>	<u>134.19%</u>	<u>101.39%</u>
Total Contractual Services	<u>\$ 23,816</u>	<u>\$ 26,500</u>	<u>\$ 22,860</u>	<u>\$ 26,075</u>	<u>\$ 26,075</u>	<u>\$ 26,075</u>	<u>86.26%</u>	<u>114.06%</u>	<u>98.40%</u>
5600-5700 Commodities									
5670 Office Supplies	\$ 0	\$ 150	\$ 550	\$ 250	\$ 250	\$ 250	366.67%	45.45%	166.67%
Check stock, stationery, forms				250	250	250			
Total Commodities	<u>\$ 0</u>	<u>\$ 150</u>	<u>\$ 550</u>	<u>\$ 250</u>	<u>\$ 250</u>	<u>\$ 250</u>	<u>366.67%</u>	<u>45.45%</u>	<u>166.67%</u>
Total Public Safety	<u>\$ 654,953</u>	<u>\$ 513,131</u>	<u>\$ 569,510</u>	<u>\$ 578,550</u>	<u>\$ 578,550</u>	<u>\$ 578,550</u>	<u>110.99%</u>	<u>101.59%</u>	<u>112.75%</u>

Village of South Chicago Heights, Illinois
Operating Budget - Expenditures, Expenses and Other Financing Uses
Fiscal Year January 1, 2023 - December 31, 2023

Fund / Department / Classification / Account	Actual FY 2021	Budget FY 2022	Expected FY 2022	Proposed FY 2023	Recommended FY 2023	Final Approved FY 2023	% variance Expected /Budget	% variance Final /Expected	% variance Final /Budget
81 Police Pension Fund									
00 Nondepartmental									
Expenditures									
Current Operating Expenditures									
Public Safety									
Total Current Operating Expenditures	\$ 654,953	\$ 513,131	\$ 569,510	\$ 578,550	\$ 578,550	\$ 578,550	110.99%	101.59%	112.75%
Total Expenditures	\$ 654,953	\$ 513,131	\$ 569,510	\$ 578,550	\$ 578,550	\$ 578,550	110.99%	101.59%	112.75%
Total Police Pension Fund	\$ 654,953	\$ 513,131	\$ 569,510	\$ 578,550	\$ 578,550	\$ 578,550	110.99%	101.59%	112.75%

Village of South Chicago Heights, Illinois
 Operating Budget - Revenues and Other Financing Sources
 Fiscal Year January 1, 2023 - December 31, 2023

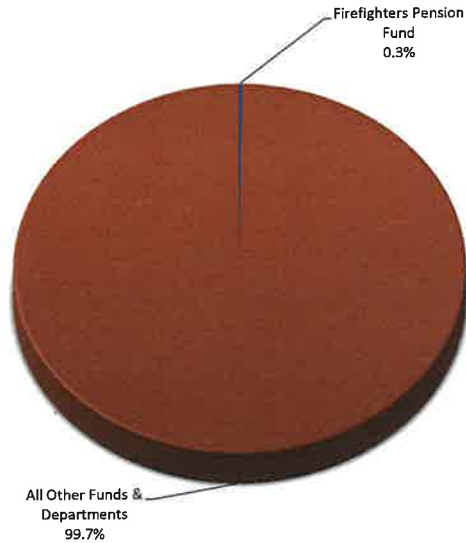


Village of South Chicago Heights, Illinois
Operating Budget - Revenues and Other Financing Sources
Fiscal Year January 1, 2023 - December 31, 2023

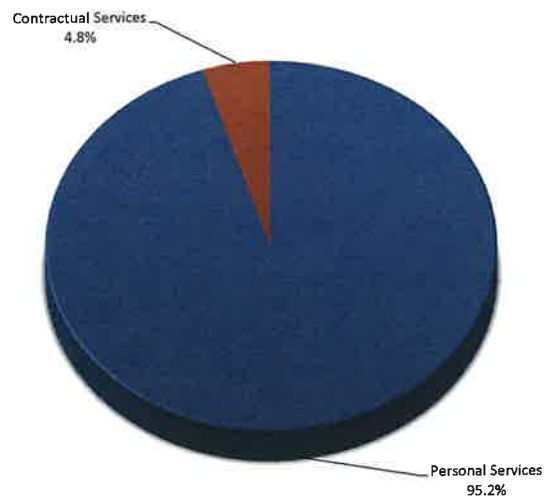
Fund / Department / Classification / Account	Actual FY 2021	Budget FY 2022	Expected FY 2022	Proposed FY 2023	Recommended FY 2023	Final Approved FY 2023	% variance Expected /Budget	% variance Final /Expected	% variance Final /Budget
82 Firefighters Pension Fund									
00 Nondepartmental									
Current Operating Revenues									
4750 Interest									
4760 Interest From Deposits	\$ 3	\$ 10	\$ 35	\$ 25	\$ 25	\$ 25	350.00%	71.43%	250.00%
Total Interest	<u>\$ 3</u>	<u>\$ 10</u>	<u>\$ 35</u>	<u>\$ 25</u>	<u>\$ 25</u>	<u>\$ 25</u>	<u>350.00%</u>	<u>71.43%</u>	<u>250.00%</u>
4850 Pension Contributions									
4860 Employer Contributions	\$ 29,243	\$ 30,120	\$ 30,100	\$ 32,450	\$ 32,000	\$ 32,000	99.93%	106.31%	106.24%
Total Pension Contributions	<u>\$ 29,243</u>	<u>\$ 30,120</u>	<u>\$ 30,100</u>	<u>\$ 32,450</u>	<u>\$ 32,000</u>	<u>\$ 32,000</u>	<u>99.93%</u>	<u>106.31%</u>	<u>106.24%</u>
Total Current Operating Revenues	<u>\$ 29,246</u>	<u>\$ 30,130</u>	<u>\$ 30,135</u>	<u>\$ 32,475</u>	<u>\$ 32,025</u>	<u>\$ 32,025</u>	<u>100.02%</u>	<u>106.27%</u>	<u>106.29%</u>
Total Firefighters Pension Fund	<u>\$ 29,246</u>	<u>\$ 30,130</u>	<u>\$ 30,135</u>	<u>\$ 32,475</u>	<u>\$ 32,025</u>	<u>\$ 32,025</u>	<u>100.02%</u>	<u>106.27%</u>	<u>106.29%</u>

Village of South Chicago Heights, Illinois
Operating Budget - Expenditures, Expenses and Other Financing Uses
Fiscal Year January 1, 2023 - December 31, 2023

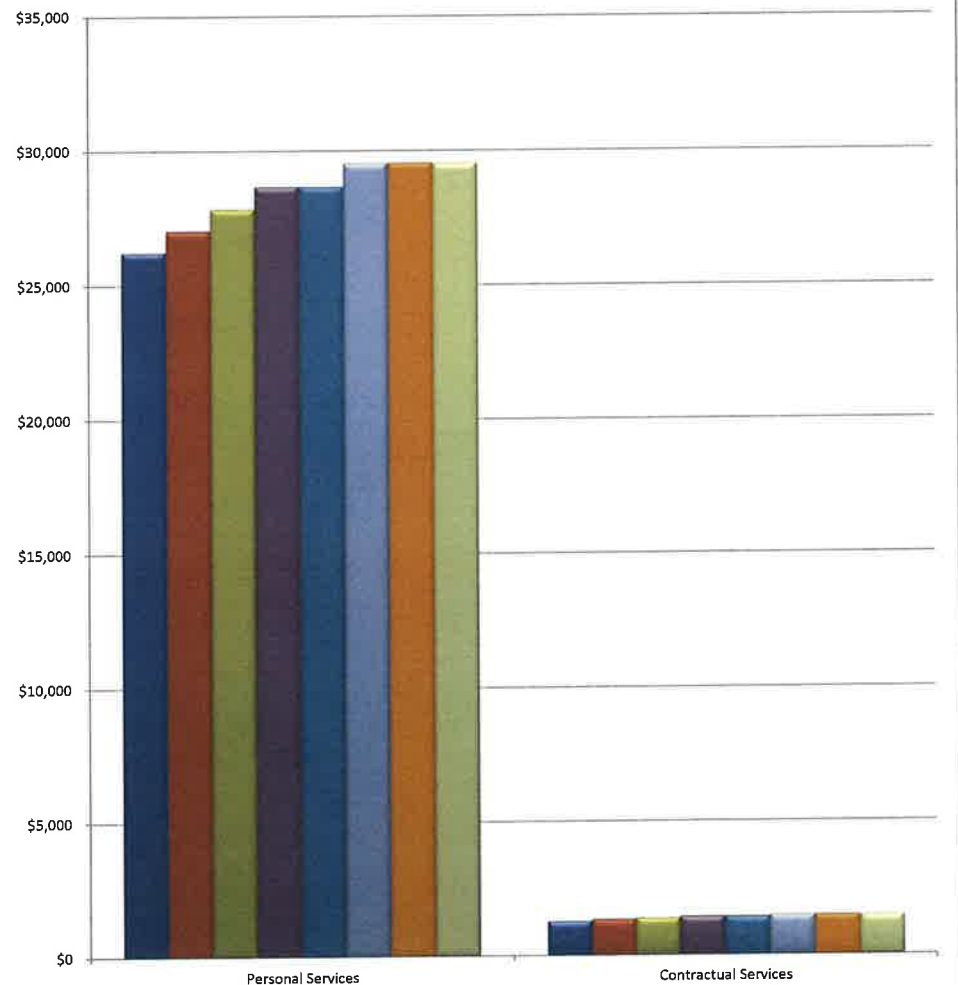
Fiscal Year 2023



Firefighters Pension Fund Fiscal Year 2023



Firefighters Pension Fund Expenditure Trend



■ FY 2019 ■ FY 2020 ■ FY 2021 ■ Budget FY 2022 ■ Expected FY 2022 ■ Proposed FY 2023 ■ Recommended FY 2023 ■ Final Approved FY 2023

Village of South Chicago Heights, Illinois
Operating Budget - Expenditures, Expenses and Other Financing Uses
Fiscal Year January 1, 2023 - December 31, 2023

Fund / Department / Classification / Account	Actual FY 2021	Budget FY 2022	Expected FY 2022	Proposed FY 2023	Recommended FY 2023	Final Approved FY 2023	% variance Expected /Budget	% variance Final /Expected	% variance Final /Budget
82 Firefighters Pension Fund									
00 Nondepartmental									
Expenditures									
Current Operating Expenditures									
Public Safety									
5000-5100 Personal Services									
5000 Compensation									
5080 Pension - Regular	\$ 27,850	\$ 28,685	\$ 28,685	\$ 29,546	\$ 29,546	\$ 29,546	100.00%	103.00%	103.00%
Total Compensation	\$ 27,850	\$ 28,685	\$ 28,685	\$ 29,546	\$ 29,546	\$ 29,546	100.00%	103.00%	103.00%
Total Personal Services	\$ 27,850	\$ 28,685	\$ 28,685	\$ 29,546	\$ 29,546	\$ 29,546	100.00%	103.00%	103.00%
5200-5500 Contractual Services									
5200 Professional Services									
5299 Other Professional Services	\$ 1,400	\$ 1,450	\$ 1,450	\$ 1,500	\$ 1,500	\$ 1,500	100.00%	103.45%	103.45%
<i>Independent actuary - GASB 68 disclosures</i>				1,500	1,500	1,500			
Total Professional Services	\$ 1,400	\$ 1,450	\$ 1,450	\$ 1,500	\$ 1,500	\$ 1,500	100.00%	103.45%	103.45%
Total Contractual Services	\$ 1,400	\$ 1,450	\$ 1,450	\$ 1,500	\$ 1,500	\$ 1,500	100.00%	103.45%	103.45%
Total Public Safety	\$ 29,250	\$ 30,135	\$ 30,135	\$ 31,046	\$ 31,046	\$ 31,046	100.00%	103.02%	103.02%
Total Current Operating Expenditures	\$ 29,250	\$ 30,135	\$ 30,135	\$ 31,046	\$ 31,046	\$ 31,046	100.00%	103.02%	103.02%
Total Expenditures	\$ 29,250	\$ 30,135	\$ 30,135	\$ 31,046	\$ 31,046	\$ 31,046	100.00%	103.02%	103.02%
Total Firefighters Pension Fund	\$ 29,250	\$ 30,135	\$ 30,135	\$ 31,046	\$ 31,046	\$ 31,046	100.00%	103.02%	103.02%

Appendices



Village of South Chicago Heights, Illinois
Schedule of Operating Transfers
Fiscal Year January 1, 2023 - December 31, 2023

Expected FY 2022

Operating Transfer From:	Operating					
	General Fund	Motor Fuel Tax Fund	Summer Concert Fund	State & Local Fiscal Recovery Fund	CDBG Project Fund	Tax Increment Financing Fund
General Fund	\$ -	\$ -	\$ -	\$ -	\$ 5,000	\$ -
Motor Fuel Tax Fund	-	-	-	-	-	-
Summer Concert Fund	-	-	-	-	-	-
State & Local Fiscal Recovery Fund	-	-	-	-	-	-
CDBG Project Fund	-	-	-	-	-	-
Tax Increment Financing Fund	-	-	-	-	-	-
Debt Service Fund	-	-	-	-	-	-
Water Fund	-	-	-	-	-	-
Sewer Fund	-	-	-	-	-	-
Property Management Fund	-	-	-	-	-	5,000
Police Pension Fund	-	-	-	-	-	-
Firefighters Pension Fund	-	-	-	-	-	-
Total	\$ -	\$ -	\$ -	\$ -	\$ 5,000	\$ 5,000

Final Approved FY 2023

Operating Transfer From:	Operating					
	General Fund	Motor Fuel Tax Fund	Summer Concert Fund	State & Local Fiscal Recovery Fund	CDBG Project Fund	Tax Increment Financing Fund
General Fund	\$ -	\$ -	\$ -	\$ -	\$ 5,000	\$ -
Motor Fuel Tax Fund	-	-	-	-	-	-
Summer Concert Fund	-	-	-	-	-	-
State & Local Fiscal Recovery Fund	-	-	-	-	-	-
CDBG Project Fund	-	-	-	-	-	-
Tax Increment Financing Fund	-	-	-	-	-	-
Debt Service Fund	-	-	-	-	-	-
Water Fund	-	-	-	-	-	-
Sewer Fund	-	-	-	-	-	-
Property Management Fund	-	-	-	-	-	69,000
Police Pension Fund	-	-	-	-	-	-
Firefighters Pension Fund	-	-	-	-	-	-
Total	\$ -	\$ -	\$ -	\$ -	\$ 5,000	\$ 69,000

Transfer To:						
Debt Service Fund	Water Fund	Sewer Fund	Property Management Fund	Police Pension Fund	Firefighters Pension Fund	Total
\$ 4,400	\$ -	\$ -	\$ -	\$ -	\$ -	\$ 9,400
-	-	-	-	-	-	\$ -
-	-	-	-	-	-	\$ -
-	-	-	-	-	-	\$ -
-	-	-	-	-	-	\$ -
-	-	-	-	-	-	\$ -
-	-	-	-	-	-	\$ -
-		-	-	-	-	\$ -
-	-		-	-	-	\$ -
-	-	-		-	-	\$ 5,000
-	-	-	-		-	\$ -
-	-	-	-	-		\$ -
\$ 4,400	\$ -	\$ -	\$ -	\$ -	\$ -	\$ 14,400

Village of South Chicago Heights
Schedule of capital outlays
FY 2023 operating budget

Fund	Dept	Account		Recommended Amount	Funding Source
General Fund					
General & Financial Administration					
01	10	5460	Administrator's vehicle (capital lease)	\$5,580	general revenues
01	10	6530	Replacement PC workstations	\$3,600	general revenues
01	10	6550	Replacement office furniture - as needed	\$500	general revenues
Building Maintenance					
01	12	6200	Re-paint - council chambers	\$6,000	general revenues
			replace carpeting - council chambers	\$14,000	general revenues
01	12	6550	Replacement chairs - Council chambers	\$4,400	general revenues
Police Department					
01	20	6510	GPS tracking device with charger	\$1,000	forfeiture funds
			Portable radio (3)	\$18,000	general revenues
01	20	6530	Replacement MDTs (2)	\$7,200	general revenues
01	20	6550	Lockers (4)	\$1,450	general revenues
01	20	6570	Replacement tasers (10)	\$16,000	general revenues
			Replacement intoxicimeters (2)	\$12,000	general revenues
01	20	6580	Replacement police interceptor SUV w/ equipment (2)	\$105,000	forfeiture funds
Fire Department					
01	25	6200	Resurface apparatus room floor	\$62,500	general revenues
01	25	6510	Replacement portable radios	\$9,500	general revenues
01	25	6530	Replacement desktop PC (2)	\$4,000	general revenues
01	25	6570	Appartus room exhaust system	\$70,000	AFG grant
			Cargo container (2) - for training props	\$10,000	general revenues
01	25	5460	Staff vehicle - Ass't Fire Chief (capital lease)	\$17,375	general revenues
Public Works Department					
01	30	5460	Replacement truck w/plow (capital lease)	\$15,650	general revenues
Park Maintenance					
01	51	6540	Replacement power equipment	\$750	general revenues
01	51	6560	Equipment upgrades - as needed	\$1,000	general revenues
Senior Center Maintenance					
01	56	6200	Replace concrete walkway	\$27,000	general revenues
01	56	5305	Repair roof above bathrooms	\$10,000	general revenues
			Retrofit interior lighting to LED	\$10,000	general revenues
			Replace rear door	\$5,000	general revenues
Total General Fund				<u>\$437,505</u>	

Village of South Chicago Heights
Schedule of capital outlays
FY 2023 operating budget

Fund	Dept	Account		Recommended Amount	Funding Source
Motor Fuel Tax Fund					
11	00	6300	Street resurfacing - TBD	\$400,000	Motor fuel taxes
TIF Fund					
45	00	6200	Tuckpoint, replace service door - Annex Bldg	\$65,000	TIF revenue
45	00	6300	Street lighting improvements - Chicago Rd	\$500,000	TIF revenue
45	00	6350	Playground development - Sauk Trail property	\$400,000	TIF revenue
Water Fund					
61	00	6450	Tower site improvements / valve replacement	\$180,000	DCEO grant
61	00	6590	Digital leak detector	\$8,000	water sales
			Water valve exerciser	\$10,000	water sales
Sewer Fund					
62	00	6400	Sewer main re-lining project - locations TBD	\$150,000	sewer charges
			Sewer main point replacement - locations TBD	\$25,000	sewer charges
Total All Funds				<u>\$2,175,505</u>	

Village of South Chicago Heights
Recommended changes
FY 2023 operating budget

Fund Dept Account	Proposed Amount	Change	Adjusted Amount	Purpose
General Fund				
Revenues & Other Financing Sources				
Fire Department				
01 25 4014 Property Tax - Fire Pension Levy	\$32,450	(\$450)	\$32,000	adjust tax levy estimate
01 25 4015 Property Tax - Fire Pension Levy	\$387,000	\$500	\$387,500	adjust tax levy estimate
01 25 4690 Corporate / Private Grants	\$0	\$7,000	\$7,000	revise revenue estimate
01 25 4815 Expense Reimbursement	\$0	\$2,000	\$2,000	revise revenue estimate
01 25 4820 Insurance Reimbursement	\$0	\$2,000	\$2,000	revise revenue estimate
Subtotal		\$11,050		
Senior Center Maintenance				
01 56 4620 Senior Center Rentals	\$7,200	\$2,800	\$10,000	revise revenue estimate
Subtotal		\$2,800		
Total General Fund Revenues		\$13,850		
Expenditures & Other Financing Uses				
Nondepartmental				
01 00 9043 To CDBG Project Fund	\$75,150	(\$70,150)	\$5,000	adjustment for revised fund expense
Subtotal		(\$70,150)		
Mayor & Village Board				
01 01 5630 Concessions and Food	\$3,500	\$250	\$3,750	revise cost estimate per trend
01 01 5650 Fuel	\$2,750	\$250	\$3,000	revise cost estimate per trend
01 01 5799 Other Materials and Supplies	\$4,000	\$500	\$4,500	revise cost estimate per trend
Subtotal		\$1,000		
Zoning Board of Appeals				
01 07 5270 Legal - Review	\$7,500	\$2,500	\$10,000	revise cost estimate per trend
Subtotal		\$2,500		
General & Financial Administration				
01 10 5210 Audit	\$30,600	(\$3,000)	\$27,600	delete federal audit services
01 10 5350 R & M - Office Equipment	\$350	\$1,000	\$1,350	revise cost estimate per trend
01 10 6530 Equipment - Data Processing	\$2,500	\$1,100	\$3,600	revise cost estimate
Subtotal		(\$900)		
Building Maintenance				
01 12 5305 R & M - Buildings & Grounds	\$24,000	\$3,500	\$27,500	revise cost estimate
Subtotal		\$3,500		
Building & Code Enforcement Department				
01 15 5445 Contract Labor	\$22,000	\$1,800	\$23,800	revise cost estimate
Subtotal		\$1,800		
Police Department				
01 20 5025 Wages - Full Time Hourly	\$936,230	(\$175,821)	\$760,409	defer hiring of 3 additional officers
01 20 5040 Wages - Overtime	\$198,113	(\$28,969)	\$169,144	defer hiring of 3 additional officers
01 20 5110 Employer FICA / Medicare	\$46,936	(\$2,970)	\$43,966	defer hiring of 3 additional officers
01 20 5140 Insurance - Group Life and AD&D	\$1,096	(\$210)	\$886	defer hiring of 3 additional officers
01 20 5150 Insurance - Group Medical	\$142,986	(\$23,752)	\$119,234	defer hiring of 3 additional officers
01 20 5160 Insurance - Group Dental	\$9,455	(\$1,141)	\$8,314	defer hiring of 3 additional officers
01 20 5180 Insurance - Workers Compensation	\$98,604	(\$13,088)	\$85,516	defer hiring of 3 additional officers
01 20 5190 Insurance - Unemployment Compensation	\$4,288	(\$368)	\$3,920	defer hiring of 3 additional officers
01 20 5310 R & M - Communications Equipment	\$12,000	(\$1,000)	\$11,000	revise cost estimate
01 20 5495 Intergovernmental Service Contracts	\$226,100	(\$49,350)	\$176,750	apply refund credit
01 20 5500 ISP's & Data Services	\$13,950	\$500	\$14,450	revise cost estimate
01 20 5560 Purchased Program Services	\$29,319	(\$3,819)	\$25,500	fewer body cams because of deferred hires
01 20 5675 Police Supplies	\$2,159	\$16	\$2,175	revise cost estimate
01 20 5765 Uniforms	\$41,915	(\$19,915)	\$22,000	purchase item in FY 2021
01 20 6510 Equipment - Office	\$37,000	(\$18,000)	\$19,000	purchase item in FY 2021
01 20 6570 Equipment - Public Safety	\$37,794	(\$9,794)	\$28,000	revise cost estimate
01 20 6580 Equipment - Vehicles	\$151,725	(\$46,725)	\$105,000	purchase item in FY 2021
Subtotal		(\$394,406)		

Village of South Chicago Heights
Recommended changes
FY 2023 operating budget

Fund Dept Account	Proposed Amount	Change	Adjusted Amount	Purpose
Fire Department				
01 25 5130 Employer Police / Fire Pension	\$32,450	(\$450)	\$32,000	adjust tax levy estimate
01 25 5460 Equipment Rental	\$19,400	\$1,975	\$21,375	add vehicle lease
01 25 5495 Intergovernmental Service Contracts	\$52,000	(\$10,775)	\$41,225	apply refund credit
01 25 6200 Building Acquisition/Const/Improvements	\$0	\$62,500	\$62,500	reclassify project
01 25 6570 Equipment - Public Safety	\$142,500	(\$62,500)	\$80,000	reclassify project
Subtotal		(\$9,250)		
Public Works Department				
01 30 5460 Equipment Rental	\$8,000	\$15,650	\$23,650	add vehicle lease
01 30 5650 Fuel	\$18,000	\$1,000	\$19,000	revise cost estimate per trend
01 30 5690 Program Supplies	\$3,000	\$1,000	\$4,000	revise cost estimate per trend
01 30 5710 Service & Repair Parts	\$3,000	\$1,500	\$4,500	revise cost estimate per trend
01 30 5715 Small Tools	\$1,500	(\$250)	\$1,250	revise cost estimate per trend
01 30 5735 Street Materials - Bituminum	\$6,500	(\$1,500)	\$5,000	revise cost estimate per trend
01 30 5810 Conference and Meeting Registration	\$0	\$200	\$200	revise cost estimate per trend
01 30 5820 Local Mileage, Parking and Tolls	\$0	\$25	\$25	revise cost estimate per trend
Subtotal		\$17,625		
Courtesy Car Program				
01 53 5030 Wages - Part Time Hourly	\$11,375	\$875	\$12,250	revise cost estimate
01 53 5110 Employer FICA / Medicare	\$870	\$67	\$937	revise cost estimate
01 53 5180 Insurance - Workers Compensation	\$727	\$56	\$783	revise cost estimate
01 53 5650 Fuel	\$1,550	\$100	\$1,650	revise cost estimate per trend
Subtotal		\$1,098		
Senior Center Maintenance				
01 56 5305 R & M - Buildings & Grounds	\$28,000	\$1,500	\$29,500	revise cost estimate per trend
01 56 5500 ISP's & Data Services	\$1,500	\$250	\$1,750	revise cost estimate per trend
01 56 5560 Purchased Program Services	\$3,700	\$500	\$4,200	revise cost estimate per trend
01 56 5565 Rodent / Mosquito Abatement	\$500	(\$50)	\$450	revise cost estimate per trend
01 56 5580 Telephone - Local, LD, Wireless, Pager	\$900	\$50	\$950	revise cost estimate per trend
01 56 5620 Cleaning & Maintenance Supplies	\$150	\$350	\$500	revise cost estimate per trend
01 56 5655 Landscaping Supplies	\$500	(\$250)	\$250	revise cost estimate per trend
01 56 5770 Utilities - Village Buildings	\$1,500	\$2,000	\$3,500	revise cost estimate per trend
01 56 6200 Building Acquisition/Const/Improvements	\$0	\$27,000	\$27,000	add project
Subtotal		\$31,350		
Total General Fund Expenditures		(\$415,833)		
Motor Fuel Tax Fund				
Revenues & Other Financing Sources				
11 00 4760 Interest From Deposits	\$2,000	\$500	\$2,500	revise revenue estimate
Total Motor Fuel Tax Fund Revenues		\$500		
Expenditures & Other Financing Uses				
11 00 5240 Engineering and Architectural	\$30,000	\$5,000	\$35,000	increase project cost
11 00 5745 Street Materials - Salt and Sand	\$22,000	\$4,350	\$26,350	revise cost estimate per State contract
11 00 6300 Street System Construction/Improvements	\$350,000	\$50,000	\$400,000	increase project cost
Total Motor Fuel Tax Fund Expenditures		\$59,350		
CDBG Project Fund				
Revenues & Other Financing Sources				
43 00 4670 County Grants	\$250,000	(\$250,000)	\$0	delete 2023 infrastructure grant
43 00 8001 From General Fund	\$75,150	(\$70,150)	\$5,000	delete 2023 infrastructure grant
Total CDBG Project Fund Revenues		(\$320,150)		

Village of South Chicago Heights
Recommended changes
FY 2023 operating budget

Fund Dept Account	Proposed Amount	Change	Adjusted Amount	Purpose
Expenditures & Other Financing Uses				
43 00 5240 Engineering and Architectural	\$20,000	(\$20,000)	\$0	delete 2023 infrastructure grant
43 00 5410 Advertising & Legal Publishing	\$150	(\$150)	\$0	delete 2023 infrastructure grant
43 00 5560 Purchased Program Services	\$50,000	(\$50,000)	\$0	delete 2023 demolition project
43 00 6450 Water System Construction/Improvements	\$250,000	(\$250,000)	\$0	delete 2023 infrastructure grant
Total CDBG Project Fund Expenditures		(\$320,150)		
Tax Increment Financing Fund				
Revenues & Other Financing Sources				
45 00 8065 From Property Management Fund	\$0	\$69,000	\$69,000	refund TIF Fund for initial acquisition cost
Total Tax Increment Financing Fund Revenues		\$69,000		
Expenditures & Other Financing Uses				
45 00 5220 Consulting	\$0	\$15,000	\$15,000	repeat 2022 activity
45 00 5240 Engineering and Architectural	\$0	\$75,000	\$75,000	add 2023 projects
45 00 5270 Legal - Review	\$0	\$10,000	\$10,000	repeat 2022 activity
45 00 5299 Other Professional Services	\$0	\$4,000	\$4,000	repeat 2022 activity
45 00 5410 Advertising & Legal Publishing	\$0	\$500	\$500	add 2023 project
45 00 5440 Community Development Grants	\$0	\$25,000	\$25,000	repeat 2022 activity
45 00 5750 Street Materials - Signs and Barricades	\$0	\$10,000	\$10,000	repeat 2022 activity
45 00 6300 Street System Construction/Improvements	\$0	\$500,000	\$500,000	add 2023 project
45 00 6350 Park Construction / Improvements	\$0	\$400,000	\$400,000	add 2023 project
Total TIF Fund Expenditures		\$1,039,500		
Water Fund				
Revenues & Other Financing Sources				
61 00 4380 Water Sales	\$1,300,000	\$80,000	\$1,380,000	rate hike - new water purchase contract
61 00 4382 Water Meter Installation / Replacement	\$2,500	\$2,500	\$5,000	revise revenue estimate
61 00 4384 Water Turn On Fees	\$5,000	\$1,000	\$6,000	revise revenue estimate
61 00 4388 Construction Water Charge	\$0	\$1,000	\$1,000	revise revenue estimate
61 00 4550 Late Payment Penalty	\$22,500	\$3,000	\$25,500	revise revenue estimate
61 00 4660 State Grants	\$200,000	(\$20,000)	\$180,000	revise revenue estimate
61 00 4820 Insurance Reimbursement	\$2,500	\$7,500	\$10,000	revise revenue estimate
61 00 4930 Merchandise Sales	\$500	\$250	\$750	revise revenue estimate
Total Water Fund Revenues		\$75,250		
Expenditures & Other Financing Uses				
61 61 5320 R & M - Data Processing Equipment	\$2,000	\$6,000	\$8,000	revise cost estimate per trend
61 61 5540 Printing and Copying Services	\$3,000	\$1,500	\$4,500	revise cost estimate per trend
61 62 5220 Consulting	\$0	\$10,000	\$10,000	add contract service - lead line inventory
61 62 5290 Testing Labs	\$2,000	\$200	\$2,200	revise cost estimate per trend
61 62 5560 Purchased Program Services	\$77,750	\$20,000	\$97,750	add contract service - lead line inventory
61 62 5650 Fuel	\$6,000	(\$500)	\$5,500	revise cost estimate - expected rates
61 62 5730 Street Materials - Aggregate	\$12,000	(\$1,000)	\$11,000	revise cost estimate per trend
61 62 5735 Street Materials - Bituminum	\$7,000	(\$500)	\$6,500	revise cost estimate per trend
61 62 5780 Water Purchases	\$585,000	\$58,500	\$643,500	rate hike - new water purchase contract
61 62 5785 Water & Sewer System Supplies	\$9,000	\$3,000	\$12,000	revise cost estimate per trend
61 62 6450 Water System Construction/Improvements	\$150,000	\$30,000	\$180,000	adjust to match grant amount
Total Water Fund Expenditures		\$127,200		
Sewer Fund				
Expenditures & Other Financing Uses				
62 62 5390 R & M - Water & Sewer System Equipment	\$3,750	\$2,000	\$5,750	revise equipment maintenance cost
62 62 5775 Utilities - Public Way	\$1,250	\$350	\$1,600	revise cost estimate
Total Sewer Fund Expenditures		\$2,350		

Village of South Chicago Heights
Recommended changes
FY 2023 operating budget

Fund Dept Account	Proposed Amount	Change	Adjusted Amount	Purpose
Property Management Fund				
Revenues & Other Financing Sources				
65 00 8160 From Sale of Capital Assets	\$0	\$200,000	\$200,000	estimate disposal of real property
Total Property Management Fund Revenues		<u>\$200,000</u>		
Expenditures & Other Financing Uses				
65 00 5270 Legal - Review	\$0	\$3,000	\$3,000	contractual cost - disposal of real property
65 00 5299 Other Professional Services	\$0	\$12,000	\$12,000	contractual cost - disposal of real property
65 00 5599 Other Contractual	\$0	\$5,000	\$5,000	contractual cost - disposal of real property
65 00 9045 To Tax Increment Financing Fund	\$0	\$69,000	\$69,000	refund TIF Fund for initial acquisition cost
Total Property Management Fund Expenditures		<u>\$89,000</u>		
Firefighters Pension Fund				
Revenues & Other Financing Sources				
82 00 4860 Employer Contributions	\$32,450	(\$450)	\$32,000	adjust tax levy estimate
Total Police Pension Fund Revenues		<u>(\$450)</u>		
All Funds - Revenues & Other Financing Sources		<u>(\$31,500)</u>		
All Funds - Expenditures & Other Financing Uses		<u>\$522,067</u>		

